

Please be informed that the data shown in this PDF document is generated from our online catalog. Please find the complete data in the user documentation. Our general terms of use for downloads are valid.



Panel feed-through terminal block, connection method: Screw connection with tension sleeve, Solder/Slip-on connection, number of positions: 1, load current: 18 A, cross section: 0.2 mm² - 4 mm², connection direction of the conductor to plug-in direction: 90 °, width: 6 mm, color: gray

Your advantages

- Well-known connection principle allows worldwide use
- Low temperature rise, thanks to maximum contact force
- Allows connection of two conductors
- Tool-free snap-in principle enables easy mounting on the device panel

Commercial data

Item number	0708030
Packing unit	50 pc
Minimum order quantity	50 pc
Sales key	AA1
Product key	AA1BAA
GTIN	4017918004415
Weight per piece (including packing)	5.531 g
Weight per piece (excluding packing)	5.182 g
Customs tariff number	85369010
Country of origin	PL

DFK/DP-4,8 - Panel feed-through terminal block



0708030

<https://www.phoenixcontact.com/in/products/0708030>

Technical data

Product properties

Product type	Panel feed-through terminal block
Product family	DFK-4,8
Number of positions	1
Pitch	6 mm
Number of connections	2
Number of rows	1
Number of potentials	1

Data management status

Article revision	04
------------------	----

Insulation characteristics

Overvoltage category	III
Degree of pollution	3

Electrical properties

Nominal current I_N	17.5 A
Nominal voltage U_N	400 V
Rated voltage (III/3)	400 V
Rated surge voltage (III/3)	4 kV

Connection data

Connection technology

Nominal cross section	4 mm ²
-----------------------	-------------------

Conductor connection exterior

Connection method	Screw connection with tension sleeve
Connection direction of the conductor to plug-in direction	90 °
Conductor cross section rigid	0.2 mm ² ... 4 mm ²
Conductor cross section flexible	0.2 mm ² ... 4 mm ²
Conductor cross section flexible, with ferrule without plastic sleeve	0.25 mm ² ... 4 mm ²
Conductor cross section, flexible, with ferrule, with plastic sleeve	0.25 mm ² ... 2.5 mm ²
2 conductors with same cross section, solid	0.2 mm ² ... 1 mm ²
2 conductors with same cross section, flexible	0.2 mm ² ... 1.5 mm ²
2 conductors with same cross section, flexible, with ferrule without plastic sleeve	0.25 mm ² ... 1 mm ²
2 conductors with the same cross section, flexible, with TWIN ferrule with plastic sleeve	0.5 mm ² ... 2.5 mm ²
Internal cylindrical gage	A3
Stripping length	9 mm
Tightening torque	0.6 Nm ... 0.8 Nm

DFK/DP-4,8 - Panel feed-through terminal block



0708030
<https://www.phoenixcontact.com/in/products/0708030>

Conductor connection interior

Connection method	Solder/Slip-on connection
Connection direction of the conductor to plug-in direction	0 °
Conductor cross section rigid	0.2 mm² ... 1.5 mm²
Conductor cross section flexible	0.2 mm² ... 1.5 mm²
Internal cylindrical gage	A3

Material specifications

Material data - contact

Note	WEEE/RoHS-compliant, free of whiskers according to IEC 60068-2-82/JEDEC JESD 201
Contact material	Cu alloy
Surface characteristics	tin-plated

Material data - housing

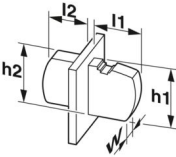
Color (Housing)	gray (7042)
Insulating material	PA
Insulating material group	I
CTI according to IEC 60112	600
Flammability rating according to UL 94	V2

Notes

Safety note

Safety note	<ul style="list-style-type: none">• Only electrically qualified personnel may install and operate the product. To recognize and prevent danger, the qualified personnel must be familiar with the basics of electrical engineering.• Observe the technical data provided here and refer to the documents listed under “Downloads”. The download area contains important information, such as installation notes, technical drawings, and 3D data.• The cable entry funnel is not safe to touch. Never connect or disconnect the terminal when it is energized. Take appropriate steps to ensure touch protection.
-------------	---

Dimensions

Dimensional drawing	
Pitch	6 mm
Width [w]	6 mm
Height [h]	20.8 mm
Length [l]	37.5 mm

DFK/DP-4,8 - Panel feed-through terminal block



0708030

<https://www.phoenixcontact.com/in/products/0708030>

External dimensions

Height [h1]	20.8 mm
Length [l1]	21.2 mm

Electrical tests

Air clearances and creepage distances | 1. Insulation coordination

Specification	IEC 60947-7-1:2009-04
Insulating material group	I
Comparative tracking index (IEC 60112)	CTI 600
Rated insulation voltage (III/3)	400 V
Rated surge voltage (III/3)	4 kV
minimum clearance value - non-homogenous field (III/3)	3 mm
minimum creepage distance (III/3)	5 mm

Environmental and real-life conditions

Ambient conditions

Ambient temperature (operation)	-40 °C ... 100 °C (Depending on the current carrying capacity/derating curve)
Ambient temperature (storage/transport)	-40 °C ... 70 °C
Relative humidity (storage/transport)	30 % ... 70 %
Ambient temperature (assembly)	-5 °C ... 100 °C

Packaging specifications

Type of packaging	packed in cardboard
-------------------	---------------------

DFK/DP-4,8 - Panel feed-through terminal block

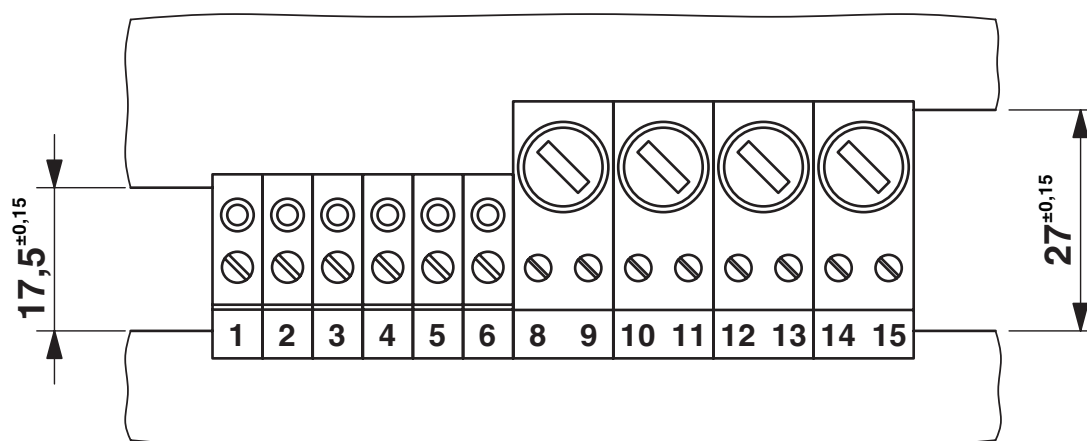


0708030

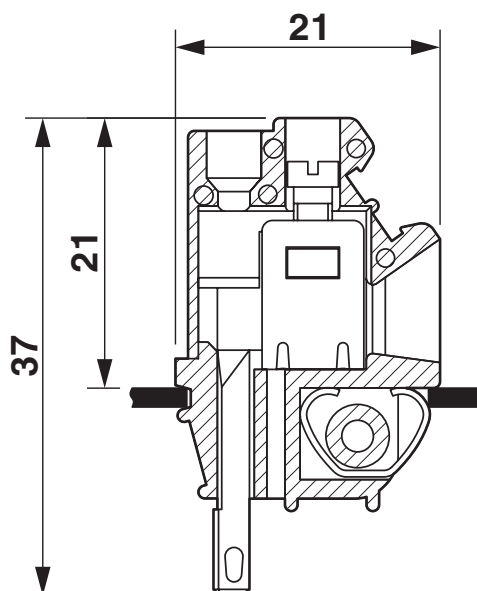
<https://www.phoenixcontact.com/in/products/0708030>

Drawings

Dimensional drawing



Dimensional drawing



DFK/DP-4,8 - Panel feed-through terminal block




0708030


<https://www.phoenixcontact.com/in/products/0708030>

Approvals

To download certificates, visit the product detail page: <https://www.phoenixcontact.com/in/products/0708030>



CSA
Approval ID: 13631

	cULus Recognized Approval ID: E60425-19900730			
	Nominal voltage U_N	Nominal current I_N	Cross section AWG	Cross section mm^2
	300 V	15 A	28 - 12	-

DFK/DP-4,8 - Panel feed-through terminal block



0708030

<https://www.phoenixcontact.com/in/products/0708030>

Classifications

ECLASS

ECLASS-11.0	27141134
ECLASS-12.0	27141134
ECLASS-13.0	27141134

ETIM

ETIM 9.0	EC001283
----------	----------

UNSPSC

UNSPSC 21.0	39121400
-------------	----------

DFK/DP-4,8 - Panel feed-through terminal block



0708030
<https://www.phoenixcontact.com/in/products/0708030>

Environmental product compliance

EU RoHS	
Fulfills EU RoHS substance requirements	Yes, No exemptions
China RoHS	
Environment friendly use period (EFUP)	EFUP-E
	No hazardous substances above the limits
EU REACH SVHC	
REACH candidate substance (CAS No.)	No substance above 0.1 wt%

Phoenix Contact 2024 © - all rights reserved
<https://www.phoenixcontact.com>

PHOENIX CONTACT (I) Pvt. Ltd.
A-58/2, Okhla Industrial Area, Phase - II, New Delhi-110 020

+91.1275.71420
info@phoenixcontact.co.in