

PRC 3-FT25-MC4-150 - Device connector, rear mounting



1409220
<https://www.phoenixcontact.com/be/products/1409220>

Please be informed that the data shown in this PDF document is generated from our online catalog. Please find the complete data in the user documentation. Our general terms of use for downloads are valid.



Device connector, rear mounting, Range of articles: PRC 35, housing material: PPE, color: black, number of positions: 3, max. conductor cross section: 4 mm², rated voltage: 690 V AC, rated current: 32 A, Connection method: Crimp connection, Contact connection type: Pin, cable length: 150. This item is also available with other cable lengths. For your specific requirements, please contact your local PHOENIX CONTACT subsidiary.

Your advantages

- Up to 75% smaller in size than industrial connectors with the same rating
- Locking mechanism can be unlocked manually or using a tool
- Ideal for indoor and outdoor use due to weatherproof materials
- Either preassembled or designed for assembly

Commercial data

Item number	1409220
Packing unit	10 pc
Minimum order quantity	10 pc
Sales key	ABLCAA
Product key	ABLCAA
Catalog page	Page 77 (NTK-2014)
GTIN	4046356867733
Weight per piece (including packing)	42,4 g
Weight per piece (excluding packing)	41 g
Customs tariff number	85444290
Country of origin	PL

PRC 3-FT25-MC4-150 - Device connector, rear mounting



1409220

<https://www.phoenixcontact.com/be/products/1409220>

Technical data

Notes

General	This item is also available with other cable lengths. For your specific requirements, please contact your local PHOENIX CONTACT subsidiary.
General	For assembly notes, please refer to the packing slip

Safety note

Safety note	<ul style="list-style-type: none">• WARNING: Commission properly functioning products only. The products must be regularly inspected for damage. Decommission defective products immediately. Replace damaged products. Repairs are not possible.• WARNING: Only electrically qualified personnel may install and operate the product. They must observe the following safety notes. The qualified personnel must be familiar with the basics of electrical engineering. They must be able to recognize and prevent danger. The relevant symbol on the packaging indicates that only personnel familiar with electrical engineering are allowed to install and operate the product. <p>WARNING: The connectors may not be plugged in or disconnected under load. Ignoring the warning or improper use may damage persons and/or property.</p> <ul style="list-style-type: none">• Assembled products may not be manipulated or improperly opened.• Only use mating connectors that are specified in the technical data of the standards listed (e.g. the ones listed in the product accessories online at phoenixcontact.com/products).• When using the product in direct connection with third-party manufacturers, the user is responsible.• For operating voltages > 50 V AC, conductive connector housings must be grounded• Ensure that the protective or functional ground has been properly connected.• VDE 0100/1.97 § 411.1.3.2 and DIN EN 60 204/11.98 § 14.1.3 are applicable when combining several circuits in a cable and/or connector• Observe the corresponding technical data. You will find information:<ul style="list-style-type: none">o On the producto On the packing labelo In the supplied documentationo Online at phoenixcontact.com/products under the product• Only use tools recommended by Phoenix Contact• The installation notes/Design In documents online on the download page at phoenixcontact.com/products must be observed for this product.• Use a protective cap to protect connectors that are not in use. The suitable accessories are available online in the accessory section of the product at phoenixcontact.com/products• Operate the connector only when it is fully plugged in.• Operate the connector only when it is fully plugged in and interlocked.
-------------	---

PRC 3-FT25-MC4-150 - Device connector, rear mounting



1409220
<https://www.phoenixcontact.com/be/products/1409220>

	• Ensure that when laying the cable, the tensile load on the connectors does not exceed the upper limit specified in the standards.
	• Observe the minimum bending radius of the cable. Lay the cable without twisting it.
	• The connector warms up in normal operation. Depending on the ambient conditions, the surface of the connector can continue to warm up. In this case, the user is responsible for posting warnings (e.g. DIN EN ISO 13732-1:2008-12).

Product properties

Product type	Panel feed-through
Product family	PRC 35
Number of positions	3
Connection profile	2+PE
Coding	AD

Insulation characteristics

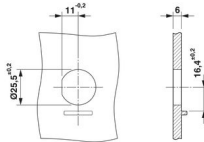
Protection class	II
Degree of pollution	2

Connection data

Conductor connection

Tightening torque	2.5 Nm ±0.1 Nm (Tightening torque nut)
-------------------	--

Dimensions

Dimensional drawing	
Width	34.5 mm
Height	38.4 mm
Length	179.5 mm
Hole diameter	25.5 mm
Wrench size, union nut	32 mm

Mechanical characteristics

Contact diameter	2.45 mm
------------------	---------

Electrical properties

Rated voltage (III/2)	690 V
Nominal voltage ATD	690 V AC (III/2.00) in accordance with IEC 61984
	500 V AC (III/2.00) in accordance with IEC 61535/2 PfG 1915
	600 V AC / DC (III/2.00) in accordance with UL 2238 / UL 2237
	500 V DC (III/2.00) in accordance with IEC 61535

PRC 3-FT25-MC4-150 - Device connector, rear mounting



1409220

<https://www.phoenixcontact.com/be/products/1409220>

Rated surge voltage (III/2)	8 kV
Rated current	32 A (With 4 mm ² conductor cross section in accordance with IEC 61984)
	25 A (With 4 mm ² conductor cross section in accordance with IEC 61535)
	17.3 A (With 4 mm ² conductor cross section and 85 °C in accordance with 2 PfG 1915)
	29 A (with AWG 12, in accordance with UL 2237)

Mechanical properties

Mechanical data

Insertion/withdrawal cycles	100
Insertion force	30 N ±10 N

Material specifications

Color	black
Color of the housing part	black
Material	PPE
Flammability rating according to UL 94	V0
Insulating material group	I / CTI600
Seal material	Silicon
	EPDM
	Silicon
Contact material	Cu alloy
Contact surface material	Ag
Contact carrier material	PPE
O-ring material	Silicon
Material for screw connection	PPE
Housing material	PPE

Connector

Pull-out-force	150 N ±50 N
----------------	-------------

Cable/line

Cable length	150 mm
Single wire, material	PVC
Wire diameter incl. insulation	4.15 mm ±0.15 mm
Single wire, cross section	4 mm ²
Single wire, color	brown, blue, green/yellow
Cable cross section	4 mm ²
Halogen-free	no

Mounting

Mounting type	Rear mounting
Connection method	Crimp connection

PRC 3-FT25-MC4-150 - Device connector, rear mounting



1409220

<https://www.phoenixcontact.com/be/products/1409220>

Environmental and real-life conditions

Ambient conditions

Degree of protection (when plugged in)	IP66 / IP68 (2m / 24h) / IP69K
Degree of protection (not plugged in)	IP65 (Lengthwise waterproofing)
Degree of protection	IP66 / IP68 (2m / 24h) / IP69K
Ambient temperature (operation)	-40 °C ... 105 °C (Depending on the current carrying capacity/derating curve)
Ambient temperature (storage/transport)	-40 °C ... 70 °C
Ambient temperature (assembly)	5 °C ... 85 °C

Standards and regulations

Standards/specifications	IEC 61984:2008
	EN 61984:2008
	DIN EN IEC 61535:2020
	IEC 61535:2019
	2 PfG 1915/03.2015
	UL 2237 Ed.1:2021-01-08
	CSA C22.2 No. 182.3-16 Ed.2:2019-01

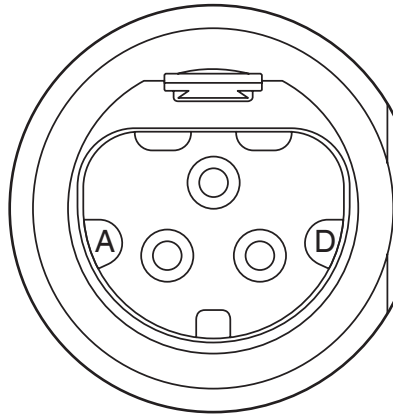
PRC 3-FT25-MC4-150 - Device connector, rear mounting

1409220

<https://www.phoenixcontact.com/be/products/1409220>

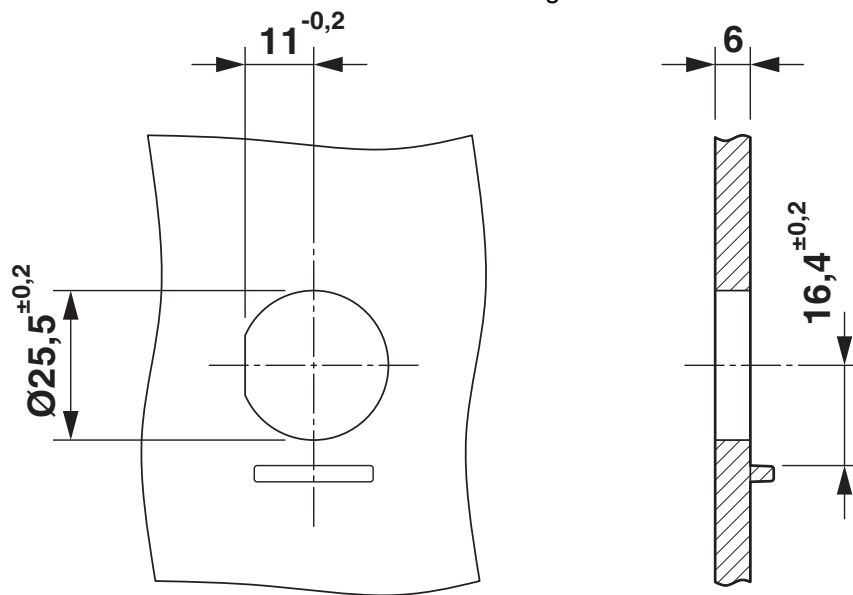
Drawings

Schematic diagram



Connector pin assignment

Dimensional drawing



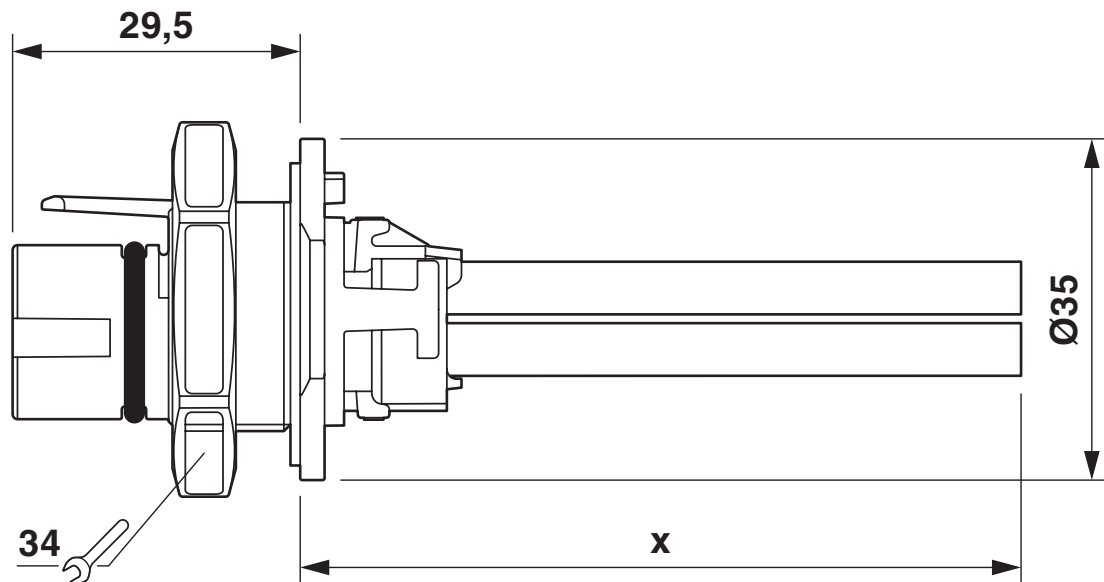
Housing cutout

PRC 3-FT25-MC4-150 - Device connector, rear mounting

1409220

<https://www.phoenixcontact.com/be/products/1409220>

Dimensional drawing



Dimensional drawing

PRC 3-FT25-MC4-150 - Device connector, rear mounting





1409220


<https://www.phoenixcontact.com/be/products/1409220>


Approvals


To download certificates, visit the product detail page: <https://www.phoenixcontact.com/be/products/1409220>


	UL Listed Approval ID: E221474-20150513			
	Nominal voltage U_N	Nominal current I_N	Cross section AWG	Cross section mm^2
	600 V	35 A	-	14 - 10


	cUL Listed Approval ID: E221474-20150513			
	Nominal voltage U_N	Nominal current I_N	Cross section AWG	Cross section mm^2
	600 V	35 A	14 - 10	-

	TÜV Rheinland Approval ID: R 60168292 0001			
	Nominal voltage U_N	Nominal current I_N	Cross section AWG	Cross section mm^2
	690 V	35 A	-	-

	TÜV Rheinland Approval ID: R 60117908			
	Nominal voltage U_N	Nominal current I_N	Cross section AWG	Cross section mm^2
	500 V	21.4 A	-	-

	cUL Listed Approval ID: E468743-20190809			
	Nominal voltage U_N	Nominal current I_N	Cross section AWG	Cross section mm^2
	600 V	25 A	-	-

	UL Listed Approval ID: E468743-20190809			
	Nominal voltage U_N	Nominal current I_N	Cross section AWG	Cross section mm^2
	600 V	32 A	-	-

	TÜV Rheinland Approval ID: R 60168255 0001			
	Nominal voltage U_N	Nominal current I_N	Cross section AWG	Cross section mm^2
	500 V	32 A	-	-

PRC 3-FT25-MC4-150 - Device connector, rear mounting



1409220
<https://www.phoenixcontact.com/be/products/1409220>

Functional Safety Approval ID: R 60117908				
	Nominal voltage U _N	Nominal current I _N	Cross section AWG	Cross section mm ²
	500 V	17.3 A	-	- 4

DNV Approval ID: TAE00002KM				
--------------------------------	--	--	--	--

PRC 3-FT25-MC4-150 - Device connector, rear mounting



1409220

<https://www.phoenixcontact.com/be/products/1409220>

Classifications

ECLASS

ECLASS-11.0	27440103
ECLASS-12.0	27440103
ECLASS-13.0	27440103

ETIM

ETIM 9.0	EC003570
----------	----------

UNSPSC

UNSPSC 21.0	39121400
-------------	----------

PRC 3-FT25-MC4-150 - Device connector, rear mounting



1409220
<https://www.phoenixcontact.com/be/products/1409220>

Environmental product compliance

China RoHS	Environmentally friendly use period: unlimited = EFUP-e
	No hazardous substances above threshold values

Phoenix Contact 2024 © - all rights reserved
<https://www.phoenixcontact.com>

PHOENIX CONTACT nv/sa
Minervastraat 10-12
1930 Zaventem-Keiberg II
+32 (0)2/723 98 11
info@phoenixcontact.be