

SACC-DSI-M12FS-12P-M16XL/0,5 - Device connector rear mounting



1411589

<https://www.phoenixcontact.com/us/products/1411589>

Please be informed that the data shown in this PDF document is generated from our online catalog. Please find the complete data in the user documentation. Our general terms of use for downloads are valid.



Device connector rear mounting, Universal, 12-position, Socket, straight, M12-Standard, coding: A, on free cable end, Rear mounting, M16 x 1.5, Individual wires, cable length: 0.5 m, 0.14 mm², TPE litz wire, Alternative product in accordance with RoHS II without Exemption 6c (Pb < 0.1 %) item no.: 1238888

Your advantages

- Easy-to-install, optimized XL housing contour with wrench size 19
- Mechanical tightening limitation for long-term-stable gasket
- Preassembled with litz wires for immediate use
- Customer-specific assemblies and litz wire lengths available
- Sealed on the litz wire side for optimum leak-tightness
- All standard pin assignments and codings for signal, data, and power transmission with a uniform design-in design
- For high transmission safety: shield connection to the housing with optional EMC nut

Commercial data

Item number	1411589
Packing unit	1 pc
Minimum order quantity	1 pc
Sales key	AB24
Product key	ABQCHB
Catalog page	Page 50 (C-2-2019)
GTIN	4046356935821
Weight per piece (including packing)	32.01 g
Weight per piece (excluding packing)	32 g
Customs tariff number	85444290
Country of origin	DE

SACC-DSI-M12FS-12P-M16XL/0,5 - Device connector rear mounting



1411589

<https://www.phoenixcontact.com/us/products/1411589>

Technical data

Notes

Notes on operation	The electrical and mechanical data specified assume that the connector pair is correctly locked and mounted. If the connector is unlocked and if there is a danger of contamination, the connector must be sealed using a protective cap > IP54. Influences arising from litz wires, cables or PCB assembly must also be taken into consideration.
Order information:	Lock nut is included in the scope of delivery
General	Contact connection method: Crimp connection

Mounting

Mounting type	Rear mounting M16 x 1.5 XL version, with flat nut, tightening limitation
Assembly instructions	XL version, with flat nut, tightening limitation

Product properties

Product type	Circular connectors (device side)
Sensor type	Universal
Number of positions	12
No. of cable outlets	1
Shielded	no
Coding	A
Thread type	M12

Insulation characteristics

Overvoltage category	II
Degree of pollution	3

Material specifications

Flammability rating according to UL 94	V0
Seal material	FKM
Contact material	CuZn
Contact surface material	Au
Contact carrier material	PA 6.6
Material for screw connection	Zinc die-cast, nickel-plated
Conductor material	Tin-plated Cu litz wires

Electrical properties

Rated surge voltage	0.8 kV
Contact resistance	$\leq 3 \text{ m}\Omega$
Insulation resistance	$\geq 100 \text{ M}\Omega$
Nominal voltage U_N	30 V (AC)

SACC-DSI-M12FS-12P-M16XL/0,5 - Device connector rear mounting



1411589

<https://www.phoenixcontact.com/us/products/1411589>

	30 V (DC)
Nominal current I_N	1.5 A
Max. conductor resistance	57.6 mΩ/m

Connection data

Conductor connection

Connection method	Individual wires
Contact connection type	Socket
Conductor cross section	0.14 mm²
Tightening torque	0.8 Nm ... 1.3 Nm (Installation-side)

Mechanical properties

Mechanical data

Insertion/withdrawal cycles	> 100
-----------------------------	-------

Connector

Connection 1

Head design	Socket
Head cable outlet	straight
Head thread type	M12
Head locking type	Standard
Coding	A

Connection 2

Head design	free cable end
-------------	----------------

Cable/line

Cable length	0.5 m
Cable type	TPE litz wire
Signal type/category	Universal
Wire diameter incl. insulation	1.1 mm ±0.05 mm
Single wire, color	brown, blue, white, green, pink, yellow, black, gray, red, violet, gray/pink, red/blue
Cable cross section	0.14 mm²
Conductor material	Tin-plated Cu litz wires
Conductor structure signal line	7x 0.16 mm
AWG signal line	26
Material wire insulation	TPE
Thickness, insulation	0.21 mm (Core insulation)
Nominal voltage, cable	300 V
Test voltage, cable	2000 V AC
Cable resistance	≤ 57.6 mΩ/m

SACC-DSI-M12FS-12P-M16XL/0,5 - Device connector rear mounting



1411589

<https://www.phoenixcontact.com/us/products/1411589>

Cable insulation resistance	≥ 20 MΩ*km
Ambient temperature (operation)	-40 °C ... 85 °C (cable, fixed installation)
	-25 °C ... 85 °C (Cable, flexible installation)

Environmental and real-life conditions

Ambient conditions

Degree of protection	IP67
	IP65/IP67
Ambient temperature (operation)	-25 °C ... 85 °C (Plug / socket)
	-40 °C ... 85 °C (without mechanical actuation)
	-25 °C ... 85 °C (Cable, flexible installation)
	-40 °C ... 85 °C (cable, fixed installation)

Standards and regulations

M12

Standard designation	M12 connector
Standards/specifications	IEC 61076-2-101

SACC-DSI-M12FS-12P-M16XL/0,5 - Device connector rear mounting

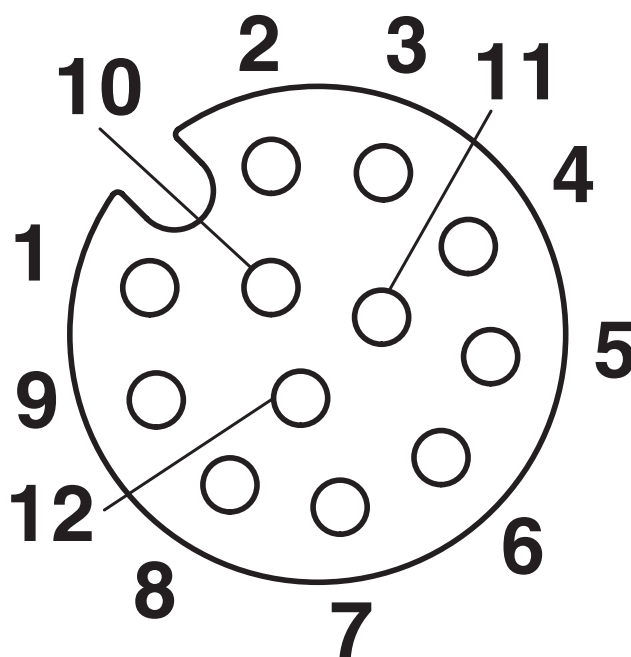


1411589

<https://www.phoenixcontact.com/us/products/1411589>


Drawings

Schematic diagram




Pin assignment M12, 12-pos., female side view


Circuit diagram



1411589
<https://www.phoenixcontact.com/us/products/1411589>

Approvals

 To download certificates, visit the product detail page: <https://www.phoenixcontact.com/us/products/1411589>

	cULus Recognized Approval ID: E221474-20140616			
	Nominal voltage U_N	Nominal current I_N	Cross section AWG	Cross section mm^2
	30 V	1.5 A	26 - 26	-

SACC-DSI-M12FS-12P-M16XL/0,5 - Device connector rear mounting



1411589

<https://www.phoenixcontact.com/us/products/1411589>

Classifications

ECLASS

ECLASS-11.0	27440102
ECLASS-12.0	27440116
ECLASS-13.0	27440116

ETIM

ETIM 9.0	EC002635
----------	----------

UNSPSC

UNSPSC 21.0	39121400
-------------	----------

1411589
<https://www.phoenixcontact.com/us/products/1411589>

Environmental product compliance

EU RoHS	
Fulfills EU RoHS substance requirements	Yes
Exemption	6(c)
China RoHS	
Environment friendly use period (EFUP)	EFUP-50
	An article-related China RoHS declaration table can be found in the download area for the respective article under "Manufacturer declaration". For all articles with EFUP-E, no China RoHS declaration table issued and required.
EU REACH SVHC	
REACH candidate substance (CAS No.)	Lead(CAS: 7439-92-1)
SCIP	2bfd08ff-ce34-495f-b83a-26f9c679360f

Phoenix Contact 2024 © - all rights reserved
<https://www.phoenixcontact.com>

Phoenix Contact USA
586 Fulling Mill Road
Middletown, PA 17057, United States
(+717) 944-1300
info@phoenixcon.com