

MH-27-MULTI-65-PV-BK - Cable feed-through plates



1424583

<https://www.phoenixcontact.com/au/products/1424583>

Please be informed that the data shown in this PDF document is generated from our online catalog. Please find the complete data in the user documentation. Our general terms of use for downloads are valid.



Cable feed-through plates, no. of conductors: 27, external cable diameter: 26x 3 mm ... 6 mm, 1x 10 mm ... 20 mm, material: PP (Core), material: TPE-SEBS (external material), color: black, length: 154 mm, width: 56 mm, height: 18.5 mm

Your advantages

- The panel cutouts of size B24 heavy-duty connectors can be used.

Commercial data

Item number	1424583
Packing unit	1 pc
Minimum order quantity	1 pc
Sales key	BF7CAX
Product key	BF7CAX
Catalog page	Page 683 (C-2-2019)
GTIN	4055626374864
Weight per piece (including packing)	76.7 g
Weight per piece (excluding packing)	76.7 g
Customs tariff number	39269097
Country of origin	FI

MH-27-MULTI-65-PV-BK - Cable feed-through plates



1424583

<https://www.phoenixcontact.com/au/products/1424583>

Technical data

Notes

General	incl. mounting screws
---------	-----------------------

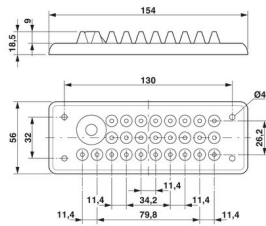
Product properties

Product type	Cable feed-through
No. of conductors	27

Connection data

External cable diameter	26x 3 mm ... 6 mm
Tightening torque	1.8 Nm

Dimensions

Dimensional drawing	
Width	56 mm
Height	18.5 mm
Length	154 mm
Drill hole distance, horizontal	130 mm
Drill hole distance, vertical	32 mm
Hole diameter	4 mm

Material specifications

Color	black (RAL 9005)
Material interior	PP
Material exterior	TPE-SEBS
Flammability rating according to UL 94	V0

Cable/line

External cable diameter ()	26x 3 mm ... 6 mm
	1x 10 mm ... 20 mm

Environmental and real-life conditions

Ambient conditions

Degree of protection	IP65
Ambient temperature (operation)	-40 °C ... 90 °C

1424583

<https://www.phoenixcontact.com/au/products/1424583>

Mounting

Assembly instructions	<p>M4 mounting screw, torque: 1.8 Nm, SW5 Allen key</p> <p>The mounting screws included should be used for assembly.</p> <p>Assembly steps:</p> <ol style="list-style-type: none">1) Fix Multigates with the mounting screws provided (observe torque)2) Make a hole in the membrane (with a screwdriver) or cut off the tip of the cone3) Guide the cable through the opening (from the outside). Withdraw the cable approximately 20 mm (to improve strain relief).
-----------------------	---

MH-27-MULTI-65-PV-BK - Cable feed-through plates

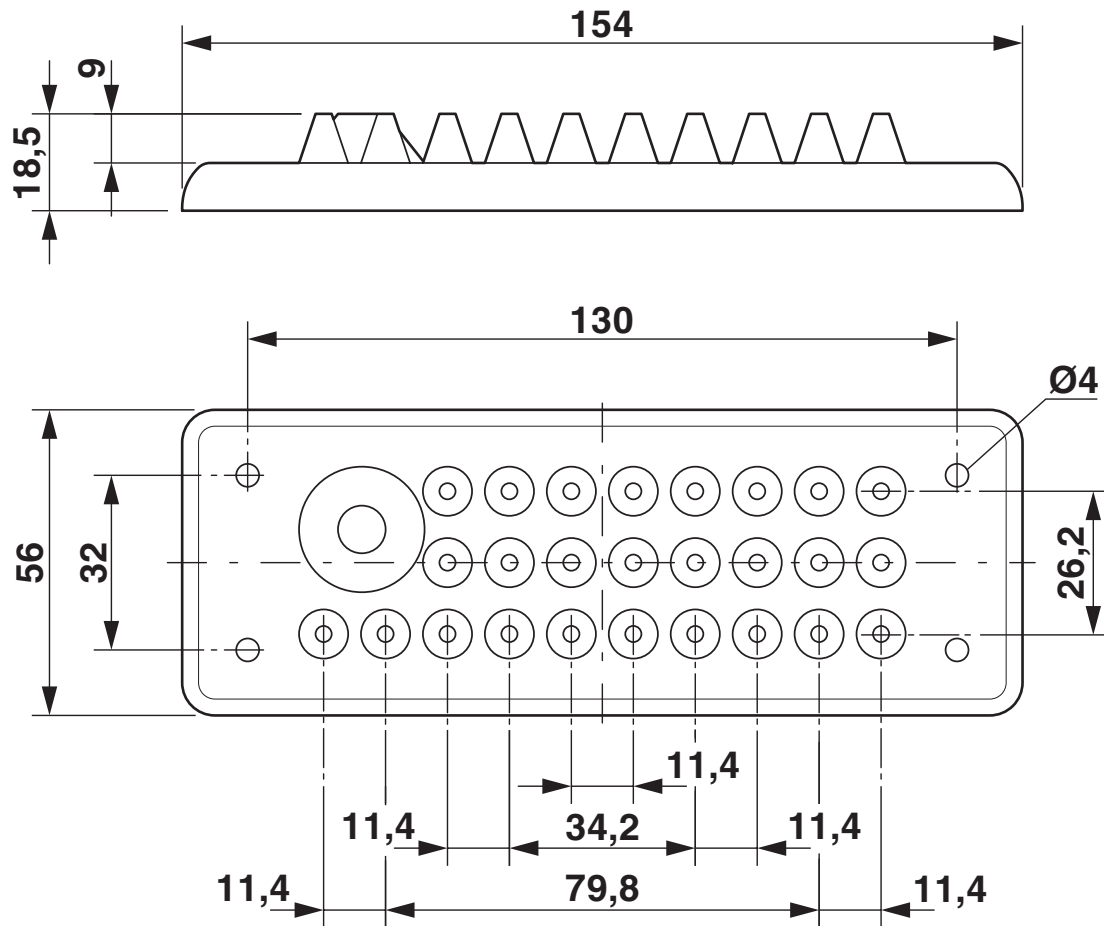


1424583

<https://www.phoenixcontact.com/au/products/1424583>

Drawings

Dimensional drawing



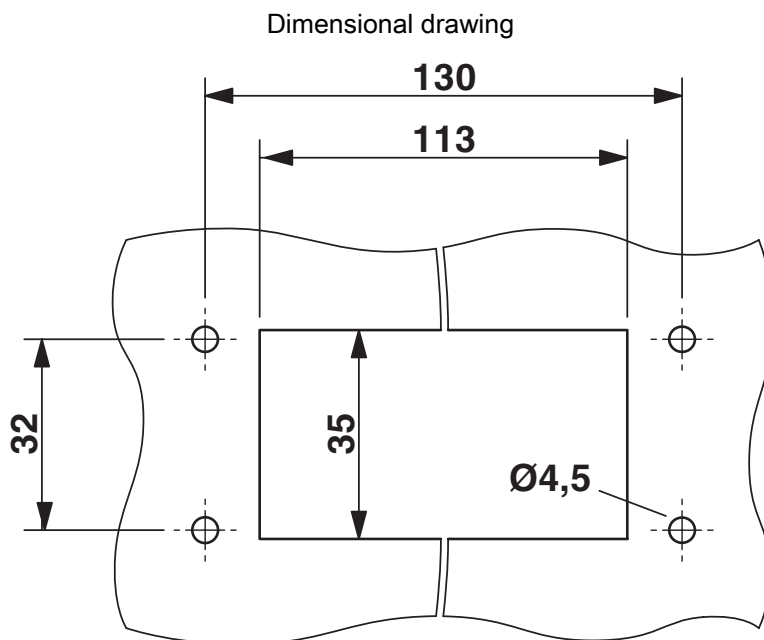
Dimensional drawing

MH-27-MULTI-65-PV-BK - Cable feed-through plates



1424583

<https://www.phoenixcontact.com/au/products/1424583>



Wall cutout drawing

MH-27-MULTI-65-PV-BK - Cable feed-through plates



1424583

<https://www.phoenixcontact.com/au/products/1424583>

Approvals

🔗 To download certificates, visit the product detail page: <https://www.phoenixcontact.com/au/products/1424583>



EAC

Approval ID: EAC-Zulassung



EAC-RoHS

Approval ID: RU D-DE.HB35.B.00387

MH-27-MULTI-65-PV-BK - Cable feed-through plates



1424583

<https://www.phoenixcontact.com/au/products/1424583>

Classifications

ECLASS

ECLASS-11.0	27400569
ECLASS-13.0	27400569
ECLASS-12.0	27400569

ETIM

ETIM 9.0	EC001004
----------	----------

UNSPSC

UNSPSC 21.0	31163000
-------------	----------

MH-27-MULTI-65-PV-BK - Cable feed-through plates



1424583

<https://www.phoenixcontact.com/au/products/1424583>

Environmental product compliance

China RoHS	Environmentally friendly use period: unlimited = EFUP-e
	No hazardous substances above threshold values

Phoenix Contact 2024 © - all rights reserved
<https://www.phoenixcontact.com>

PHOENIX CONTACT PTY Ltd
Unit 7, 2-8 South Street
Rydalmere NSW 2116
1300 786 411
customerservice@phoenixcontact.com.au