

SACC-DSI-M12MS-8CON-M16 SH - Device connector rear mounting



1441927
<https://www.phoenixcontact.com/us/products/1441927>

Please be informed that the data shown in this PDF document is generated from our online catalog. Please find the complete data in the user documentation. Our general terms of use for downloads are valid.



Device connector rear mounting, 8-position, Pin, straight, M12, coding: A, Rear mounting, M16 x 1.5, Solder pins, Alternative product in accordance with RoHS II without Exemption 6c (Pb < 0.1 %) item no.: 1239751

Your advantages

- Easy PCB assembly: one-piece connectors for wave soldering
- All standard pin assignments and codings for signal, data, and power transmission with a uniform design-in design
- SPEEDCON fast locking system reduces cabling times
- For high transmission reliability: optional shield connection to the housing by means of shield contact

Commercial data

Item number	1441927
Packing unit	20 pc
Minimum order quantity	20 pc
Sales key	AB26
Product key	ABQEGB
Catalog page	Page 251 (C-2-2013)
GTIN	4046356534147
Weight per piece (including packing)	14.31 g
Weight per piece (excluding packing)	14.31 g
Customs tariff number	85366990
Country of origin	DE

SACC-DSI-M12MS-8CON-M16 SH - Device connector rear mounting



1441927

<https://www.phoenixcontact.com/us/products/1441927>

Technical data

Notes

Notes on operation	The electrical and mechanical data specified assume that the connector pair is correctly locked and mounted. If the connector is unlocked and if there is a danger of contamination, the connector must be sealed using a protective cap > IP54. Influences arising from litz wires, cables or PCB assembly must also be taken into consideration.
Order information:	Lock nut is included in the scope of delivery

Mounting

Mounting type	Rear mounting M16 x 1.5 With flat nut
Assembly note	With flat nut

Product properties

Product type	Circular connectors (device side)
Number of positions	8
Shielded	yes
Coding	A
Thread type	M12

Insulation characteristics

Overvoltage category	II
Degree of pollution	3

Data management status

Article revision	06
------------------	----

Dimensions

Length of the solder pin	6 mm
	6 mm

Material specifications

Flammability rating according to UL 94	V0
Seal material	NBR
Contact material	CuZn
Contact surface material	Au
Contact carrier material	PA 6.6
Material for screw connection	Zinc die-cast, nickel-plated

Electrical properties

Rated surge voltage	0.8 kV
Contact resistance	≤ 3 mΩ
Insulation resistance	≥ 100 MΩ

SACC-DSI-M12MS-8CON-M16 SH - Device connector rear mounting



1441927

<https://www.phoenixcontact.com/us/products/1441927>

Nominal voltage U_N	30 V
Nominal current I_N	2 A

Connection data

Conductor connection

Connection method	Solder pins
Contact connection type	Pin
Tightening torque	3 Nm ... 4 Nm (Installation-side)

Mechanical properties

Mechanical data

Insertion/withdrawal cycles	> 100
-----------------------------	-------

Connector

Connection 1

Head design	Pin
Head cable outlet	straight
Head thread type	M12
Coding	A

Cable/line

Ambient temperature (operation)	-40 °C ... 85 °C (cable, fixed installation)
	-25 °C ... 85 °C (Cable, flexible installation)

Environmental and real-life conditions

Ambient conditions

Degree of protection	IP67 (When plugged in)
	IP65 (When plugged in)
	IP65/IP67
Ambient temperature (operation)	-25 °C ... 85 °C (Plug / socket)
	-40 °C ... 85 °C (without mechanical actuation)
	-25 °C ... 85 °C (Cable, flexible installation)
	-40 °C ... 85 °C (cable, fixed installation)

Standards and regulations

M12

Standard designation	M12 connector
Standards/specifications	IEC 61076-2-101

SACC-DSI-M12MS-8CON-M16 SH - Device connector rear mounting

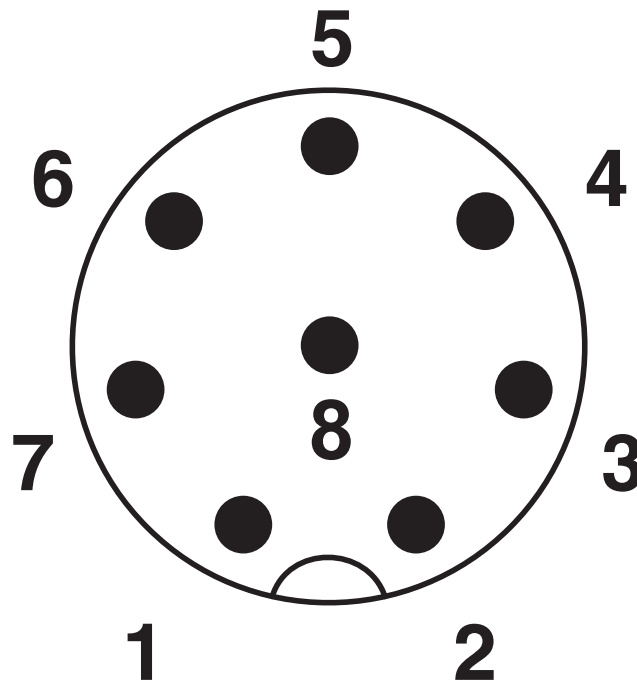


1441927

<https://www.phoenixcontact.com/us/products/1441927>

Drawings

Schematic diagram



Pin assignment M12 plug, 8-pos., view plug side

SACC-DSI-M12MS-8CON-M16 SH - Device connector rear mounting





1441927

<https://www.phoenixcontact.com/us/products/1441927>

Approvals

To download certificates, visit the product detail page: <https://www.phoenixcontact.com/us/products/1441927>

	UL Recognized			
	Approval ID: E118976-20100522			
		Nominal voltage U _N	Nominal current I _N	Cross section AWG
		30 V	2 A	24 - 24
				Cross section mm ²
				-

	cULus Recognized			
	Approval ID: E221474-20140616			
		Nominal voltage U _N	Nominal current I _N	Cross section AWG
		30 V	2 A	24 - 22
				Cross section mm ²
				-

SACC-DSI-M12MS-8CON-M16 SH - Device connector rear mounting



1441927
<https://www.phoenixcontact.com/us/products/1441927>

Classifications

ECLASS

ECLASS-13.0	27440109
-------------	----------

ETIM

ETIM 9.0	EC002635
----------	----------

UNSPSC

UNSPSC 21.0	39121400
-------------	----------

SACC-DSI-M12MS-8CON-M16 SH - Device connector rear mounting



1441927
<https://www.phoenixcontact.com/us/products/1441927>

Environmental product compliance

EU RoHS	
Fulfills EU RoHS substance requirements	Yes
Exemption	6(c)
China RoHS	
Environment friendly use period (EFUP)	EFUP-50
	An article-related China RoHS declaration table can be found in the download area for the respective article under "Manufacturer declaration". For all articles with EFUP-E, no China RoHS declaration table issued and required.
EU REACH SVHC	
REACH candidate substance (CAS No.)	Lead(CAS: 7439-92-1)
SCIP	69e0413a-c1b0-4e7b-8e8c-ff99da254c67

Phoenix Contact 2024 © - all rights reserved
<https://www.phoenixcontact.com>

Phoenix Contact USA
586 Fulling Mill Road
Middletown, PA 17057, United States
(+717) 944-1300
info@phoenixcon.com