

SACCEC-M12MSB-2CON-M16/2,0-910 - Device connector front mounting



1519561

<https://www.phoenixcontact.com/us/products/1519561>

Please be informed that the data shown in this PDF document is generated from our online catalog. Please find the complete data in the user documentation. Our general terms of use for downloads are valid.



Device connector front mounting, 2-position halogen-free, red lilac RAL 4001, shielded, Pin, straight, M12, coding: B, on free cable end, Front mounting, M16 x 1.5, Cable connection, cable length: 2 m, PROFIBUS, Alternative product in accordance with RoHS II without Exemption 6c (Pb < 0.1 %) item no.: 1239871

Your advantages

- Preassembled with cables in various standard lengths for immediate use
- Customer-specific assemblies and cable lengths can be supplied
- Sealed on the cable side for optimum tightness of seal
- Cable designs for all common networks and fieldbuses
- For high transmission safety: shield connection to the housing with optional EMC nut

Commercial data

Item number	1519561
Packing unit	1 pc
Minimum order quantity	1 pc
Sales key	AB25
Product key	ABQDEA
Catalog page	Page 426 (C-2-2019)
GTIN	4017918940126
Weight per piece (including packing)	142 g
Weight per piece (excluding packing)	139.6 g
Customs tariff number	85444290
Country of origin	DE

SACCEC-M12MSB-2CON-M16/2,0-910 - Device connector front mounting



1519561

<https://www.phoenixcontact.com/us/products/1519561>

Technical data

Notes

Notes on operation	The electrical and mechanical data specified assume that the connector pair is correctly locked and mounted. If the connector is unlocked and if there is a danger of contamination, the connector must be sealed using a protective cap > IP54. Influences arising from litz wires, cables or PCB assembly must also be taken into consideration.
Order information:	Lock nut is included in the scope of delivery
General	Contact connection method: Crimp connection

Safety note

Safety note	WARNING: The connectors may not be plugged in or disconnected under load. Ignoring the warning or improper use may damage persons and/or property.
	• WARNING: Commission properly functioning products only. The products must be regularly inspected for damage. Decommission defective products immediately. Replace damaged products. Repairs are not possible.
	• WARNING: Only electrically qualified personnel may install and operate the product. They must observe the following safety notes. The qualified personnel must be familiar with the basics of electrical engineering. They must be able to recognize and prevent danger. The relevant symbol on the packaging indicates that only personnel familiar with electrical engineering are allowed to install and operate the product.
	• The products are suitable for applications in plant, controller, and electrical device engineering.
	• When operating the connectors in outdoor applications, they must be separately protected against environmental influences.
	• Assembled products may not be manipulated or improperly opened.
	• Only use mating connectors that are specified in the technical data of the standards listed (e.g. the ones listed in the product accessories online at phoenixcontact.com/products).
	• When using the product in direct connection with third-party manufacturers, the user is responsible.
	• For operating voltages > 50 V AC, conductive connector housings must be grounded
	• Ensure that when laying the cable, the tensile load on the connectors does not exceed the upper limit specified in the standards.
	• Observe the corresponding technical data. You will find information: <ul style="list-style-type: none">o On the producto On the packing labelo In the supplied documentationo Online at phoenixcontact.com/products under the product
	• Only use tools recommended by Phoenix Contact
	• Use a protective cap to protect connectors that are not in use.

SACCEC-M12MSB-2CON-M16/2,0-910 - Device connector front mounting



1519561

<https://www.phoenixcontact.com/us/products/1519561>

	The suitable accessories are available online in the accessory section of the product at phoenixcontact.com/products
	<ul style="list-style-type: none">• Ensure that the protective or functional ground has been properly connected.• VDE 0100/1.97 § 411.1.3.2 and DIN EN 60 204/11.98 § 14.1.3 are applicable when combining several circuits in a cable and/or connector• The connector warms up in normal operation. Depending on the ambient conditions, the surface of the connector can continue to warm up. In this case, the user is responsible for posting warnings (e.g. DIN EN ISO 13732-1:2008-12).

Mounting

Mounting type	Front mounting M16 x 1.5 With locking nut
Assembly instructions	With locking nut

Product properties

Product type	Circular connectors (device side)
Number of positions	2
No. of cable outlets	1
Shielded	yes
Coding	B
Thread type	M12

Insulation characteristics

Overvoltage category	II
Degree of pollution	3

Material specifications

Flammability rating according to UL 94	V0
Seal material	NBR
Contact material	CuZn
Contact surface material	Ni/Au
Contact carrier material	PA 6.6
Material for screw connection	Brass, nickel-plated

Electrical properties

Rated surge voltage	1.5 kV
Contact resistance	≤ 3 mΩ
Insulation resistance	≥ 100 MΩ
Nominal voltage U_N	48 V AC 60 V DC
Nominal current I_N	4 A (Plug/socket in accordance with IEC 61076-2-101, cable technical data is to be observed)
Test voltage	2500 V
Transmission medium	Copper

SACCEC-M12MSB-2CON-M16/2,0-910 - Device connector front mounting



1519561

<https://www.phoenixcontact.com/us/products/1519561>

Connection data

Conductor connection

Connection method	Cable connection
Contact connection type	Pin

Mechanical properties

Mechanical data

Insertion/withdrawal cycles	> 100
-----------------------------	-------

Connector

Connection 1

Head design	Pin
Head cable outlet	straight
Head thread type	M12
Coding	B


Connection 2

Head design	free cable end
-------------	----------------

Cable/line

Cable length	2 m
--------------	-----

PROFIBUS [910]

Dimensional drawing	
Cable weight	90 kg/km
UL AWM Style	21198 (80°C/300 V)
Number of positions	2
Shielded	yes
Cable type	PROFIBUS [910]
Conductor structure	1x2xAWG24/19
Conductor structure signal line	19x 0.13 mm
AWG signal line	24
Conductor cross section	2x 0.25 mm ² (Signal line)
Wire diameter incl. insulation	2.55 mm ±0.07 mm

SACCEC-M12MSB-2CON-M16/2,0-910 - Device connector front mounting



1519561

<https://www.phoenixcontact.com/us/products/1519561>

External cable diameter	7.80 mm ±0.2 mm
Outer sheath, material	PUR
External sheath, color	red lilac RAL 4001
Conductor material	Tin-plated Cu litz wires
Material, filler	PP
Material wire insulation	Foam-Skin PP
Single wire, color	red, green
Overall twist	2 cores with 2 fillers to the core
Optical shield covering	85 %
Max. conductor resistance	≤ 78.6 Ω/km
Insulation resistance	≥ 5 GΩ*km
Wave impedance	150 Ω ±10 % (3 MHz ... 20 MHz)
Cable capacity	nom. 30 pF/m
Nominal voltage, cable	300 V
Test voltage Core/Core	1500 V (50 Hz, 1 min.)
Test voltage Core/Shield	1500.00 V (50 Hz, 1 min.)
Smallest bending radius, fixed installation	40 mm
Smallest bending radius, movable installation	65 mm
Max. bending cycles	4000000 5000000
Shield attenuation	≤ 0.049 dB/m (at 16 MHz)
Halogen-free	in accordance with DIN VDE 0472 part 815 according to IEC 60754-1
Flame resistance	UL 1581, Section 1060 and UL 2556, Section 9.3 (FT1) UL 1581, Section 1100 and UL 2556, Section 9.1 (HFT/FT2) IEC 60332-1-2
Other resistance	Low adhesion
Ambient temperature (operation)	-40 °C ... 80 °C (cable, fixed installation) -30 °C ... 70 °C (Cable, flexible installation) -20 °C ... 60 °C (for installation) -20 °C ... 60 °C (cable, drag chain applications)

Environmental and real-life conditions

Ambient conditions

Degree of protection	IP67 IP65/IP67
Ambient temperature (operation)	-25 °C ... 85 °C (Plug / socket) -40 °C ... 85 °C (without mechanical actuation)

Standards and regulations

M12

Standard designation	M12 connector
----------------------	---------------

SACCEC-M12MSB-2CON-M16/2,0-910 - Device connector front mounting



1519561

<https://www.phoenixcontact.com/us/products/1519561>

Standards/specifications

IEC 61076-2-101

SACCEC-M12MSB-2CON-M16/2,0-910 - Device connector front mounting

1519561

<https://www.phoenixcontact.com/us/products/1519561>

Drawings

Schematic diagram



Pin assignment M12 male connector, 5-pos., B-coded, male side

SACCEC-M12MSB-2CON-M16/2,0-910 - Device connector front mounting



1519561

<https://www.phoenixcontact.com/us/products/1519561>

Circuit diagram



SACCEC-M12MSB-2CON-M16/2,0-910 - Device connector front mounting





1519561

<https://www.phoenixcontact.com/us/products/1519561>

Approvals

To download certificates, visit the product detail page: <https://www.phoenixcontact.com/us/products/1519561>

 cUL Recognized Approval ID: E221474-20220907				
	Nominal voltage U_N	Nominal current I_N	Cross section AWG	Cross section mm^2
	60 V	1.5 A	-	-

 UL Recognized Approval ID: E221474-20220907				
	Nominal voltage U_N	Nominal current I_N	Cross section AWG	Cross section mm^2
	60 V	2 A	-	-

cULus Recognized

SACCEC-M12MSB-2CON-M16/2,0-910 - Device connector front mounting



1519561

<https://www.phoenixcontact.com/us/products/1519561>

Classifications

ECLASS

ECLASS-11.0	27440102
ECLASS-12.0	27440116
ECLASS-13.0	27440116

ETIM

ETIM 9.0	EC002635
----------	----------

UNSPSC

UNSPSC 21.0	39121400
-------------	----------

SACCEC-M12MSB-2CON-M16/2,0-910 - Device connector front mounting



1519561

<https://www.phoenixcontact.com/us/products/1519561>

Environmental product compliance

EU RoHS

Fulfills EU RoHS substance requirements	Yes
Exemption	6(c)

China RoHS

Environment friendly use period (EFUP)	EFUP-50
	An article-related China RoHS declaration table can be found in the download area for the respective article under "Manufacturer declaration". For all articles with EFUP-E, no China RoHS declaration table issued and required.

EU REACH SVHC

REACH candidate substance (CAS No.)	Lead(CAS: 7439-92-1)
SCIP	57f78532-92a7-40f8-81fe-0ac684dd6f9c

Phoenix Contact 2024 © - all rights reserved
<https://www.phoenixcontact.com>

Phoenix Contact USA
586 Fulling Mill Road
Middletown, PA 17057, United States
(+717) 944-1300
info@phoenixcon.com