

SACC-DSI-MSD-4CON-L180/SCO SH - Device
connector rear mounting



1553035
<https://www.phoenixcontact.com/pc/products/1553035>

Please be informed that the data shown in this PDF document is generated from our online catalog. Please find the complete data in the user documentation. Our general terms of use for downloads are valid.



Device connector rear mounting, 4-position, Pin, straight, M12-SPEEDCON, coding: D, Rear mounting, Pg9, Solder pins, Alternative product in accordance with RoHS II without Exemption 6c (Pb < 0.1 %) item no.: 1240026

Your advantages

- Easy PCB assembly: one-piece connectors for wave soldering
- All standard pin assignments and codings for signal, data, and power transmission with a uniform design-in design
- SPEEDCON fast locking system reduces cabling times
- For high transmission reliability: optional shield connection to the housing by means of shield contact

Commercial data

Item number	1553035
Packing unit	20 pc
Minimum order quantity	20 pc
Note	Made to order (non-returnable)
Product key	ABQEGD
Catalog page	Page 247 (C-2-2013)
GTIN	4046356162227
Weight per piece (including packing)	13.254 g
Weight per piece (excluding packing)	13.254 g
Customs tariff number	85366990
Country of origin	DE

SACC-DSI-MSD-4CON-L180/SCO SH - Device connector rear mounting



1553035

<https://www.phoenixcontact.com/pc/products/1553035>

Technical data

Notes

Notes on operation	The electrical and mechanical data specified assume that the connector pair is correctly locked and mounted. If the connector is unlocked and if there is a danger of contamination, the connector must be sealed using a protective cap > IP54. Influences arising from litz wires, cables or PCB assembly must also be taken into consideration.
Order information:	Lock nut is included in the scope of delivery

Mounting

Mounting type	Rear mounting Pg9 With flat nut
Assembly note	With flat nut

Product properties

Product type	Circular connectors (device side)
Number of positions	4
No. of cable outlets	1
Shielded	yes
Coding	D
Thread type	M12

Insulation characteristics

Overvoltage category	II
Degree of pollution	3

Dimensions

Length of the solder pin	6 mm
	6 mm

Material specifications

Flammability rating according to UL 94	V0
Seal material	NBR
Contact material	CuZn
Contact surface material	Au
Contact carrier material	PA 6.6
Material for screw connection	Zinc die-cast, nickel-plated

Electrical properties

Rated surge voltage	2.5 kV
Contact resistance	$\leq 3 \text{ m}\Omega$
Insulation resistance	$\geq 100 \text{ M}\Omega$
Nominal voltage U_N	250 V

SACC-DSI-MSD-4CON-L180/SCO SH - Device connector rear mounting



1553035

<https://www.phoenixcontact.com/pc/products/1553035>

Nominal current I_N	4 A
Transmission characteristics (category)	CAT5 (IEC 11801:2002)

Connection data

Conductor connection

Connection method	Solder pins
Contact connection type	Pin
Tightening torque	2 Nm ... 3 Nm (Installation-side)

Mechanical properties

Mechanical data

Insertion/withdrawal cycles	> 100
-----------------------------	-------

Connector

Connection 1

Head design	Pin
Head cable outlet	straight
Head thread type	M12
Head locking type	SPEEDCON
Coding	D

Cable/line

Ambient temperature (operation)	-40 °C ... 85 °C (cable, fixed installation)
	-25 °C ... 85 °C (Cable, flexible installation)

Environmental and real-life conditions

Ambient conditions

Degree of protection	IP67 (When plugged in)
	IP65 (When plugged in)
	IP65/IP67
Ambient temperature (operation)	-25 °C ... 85 °C (Plug / socket)
	-40 °C ... 85 °C (without mechanical actuation)
	-25 °C ... 85 °C (Cable, flexible installation)
	-40 °C ... 85 °C (cable, fixed installation)

Standards and regulations

M12

Standard designation	M12 connector
Standards/specifications	IEC 61076-2-101

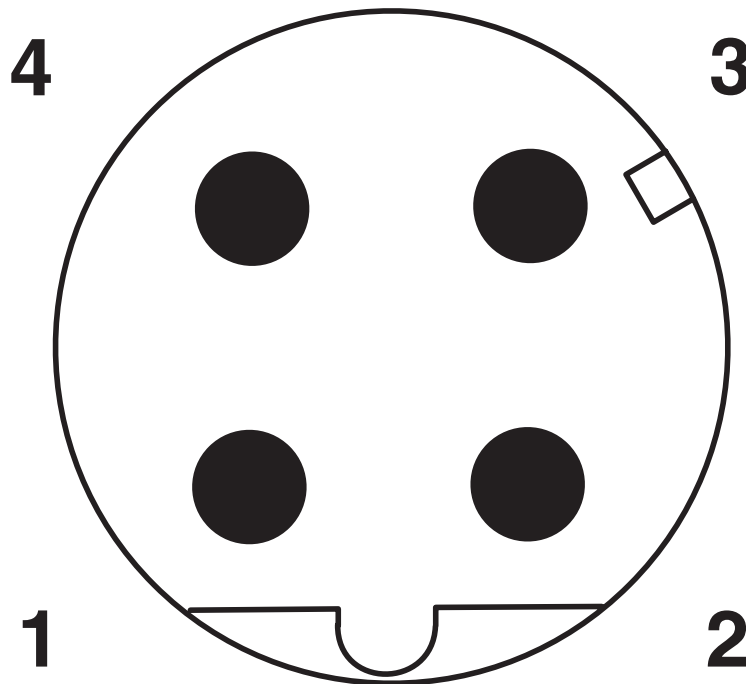
SACC-DSI-MSD-4CON-L180/SCO SH - Device connector rear mounting

1553035

<https://www.phoenixcontact.com/pc/products/1553035>

Drawings

Schematic diagram



Pin assignment M12 male connector, 4-pos., D-coded, male side


SACC-DSI-MSD-4CON-L180/SCO SH - Device connector rear mounting




1553035
<https://www.phoenixcontact.com/pc/products/1553035>

Approvals

To download certificates, visit the product detail page: <https://www.phoenixcontact.com/pc/products/1553035>

	UL Recognized			
	Approval ID: E118976-20100522			
	Nominal voltage U _N	Nominal current I _N	Cross section AWG	Cross section mm ²
	250 V	4 A	22 - 22	-

	cULus Recognized			
	Approval ID: E221474-20140616			
	Nominal voltage U _N	Nominal current I _N	Cross section AWG	Cross section mm ²
	250 V	4 A	-	-

SACC-DSI-MSD-4CON-L180/SCO SH - Device connector rear mounting



1553035

<https://www.phoenixcontact.com/pc/products/1553035>

Classifications

ECLASS

ECLASS-11.0	27440102
ECLASS-12.0	27440116
ECLASS-13.0	27440116

ETIM

ETIM 9.0	EC002635
----------	----------

UNSPSC

UNSPSC 21.0	39121400
-------------	----------

SACC-DSI-MSD-4CON-L180/SCO SH - Device connector rear mounting



1553035
<https://www.phoenixcontact.com/pc/products/1553035>

Environmental product compliance

EU RoHS	
Fulfills EU RoHS substance requirements	Yes
Exemption	6(c)
China RoHS	
Environment friendly use period (EFUP)	EFUP-50
	An article-related China RoHS declaration table can be found in the download area for the respective article under "Manufacturer declaration". For all articles with EFUP-E, no China RoHS declaration table issued and required.
EU REACH SVHC	
REACH candidate substance (CAS No.)	Lead(CAS: 7439-92-1)
SCIP	16f5ff46-8f75-4bce-8373-ad7cd47a5762

Phoenix Contact 2024 © - all rights reserved
<https://www.phoenixcontact.com>

PHOENIX CONTACT GmbH & Co. KG
Flachmarktstraße 8
D-32825 Blomberg
+49 (0) 5235-3 00
info@phoenixcontact.com