

# SACC-DSI-FS-4CON-L180 SCO - Device connector rear mounting



1553462

<https://www.phoenixcontact.com/us/products/1553462>

Please be informed that the data shown in this PDF document is generated from our online catalog. Please find the complete data in the user documentation. Our general terms of use for downloads are valid.



Device connector rear mounting, 4-position, Socket, straight, M12-SPEEDCON, coding: A, Rear mounting, Pg9, Wave soldering, Alternative product in accordance with RoHS II without Exemption 6c (Pb < 0.1 %) item no.: 1240034

## Your advantages

- Easy PCB assembly: one-piece connectors for wave soldering
- All standard pin assignments and codings for signal, data, and power transmission with a uniform design-in design
- SPEEDCON fast locking system reduces cabling times

## Commercial data

Item number	1553462
Packing unit	20 pc
Minimum order quantity	1 pc
Sales key	AB26
Product key	ABQEHL
Catalog page	Page 246 (C-2-2013)
GTIN	4046356156875
Weight per piece (including packing)	13.31 g
Weight per piece (excluding packing)	13.095 g
Customs tariff number	85366990
Country of origin	DE

# SACC-DSI-FS-4CON-L180 SCO - Device connector rear mounting



1553462

<https://www.phoenixcontact.com/us/products/1553462>

## Technical data

### Notes

Notes on operation	The electrical and mechanical data specified assume that the connector pair is correctly locked and mounted. If the connector is unlocked and if there is a danger of contamination, the connector must be sealed using a protective cap > IP54. Influences arising from litz wires, cables or PCB assembly must also be taken into consideration.
Order information:	Lock nut is included in the scope of delivery

### Mounting

Mounting type	Rear mounting Pg9 With flat nut
Assembly note	With flat nut

### Product properties

Product type	Circular connectors (device side)
Number of positions	4
Shielded	no
Coding	A
Thread type	M12

### Data management status

Article revision	12
------------------	----

### Insulation characteristics

Overvoltage category	II
Degree of pollution	3

### Dimensions

Length of the solder pin	6 mm
	6 mm

### Material specifications

Flammability rating according to UL 94	V0
Seal material	NBR
Contact material	CuZn
Contact surface material	Au
Contact carrier material	PA 6.6
Material for screw connection	Zinc die-cast, nickel-plated

### Electrical properties

Rated surge voltage	2.5 kV
Contact resistance	≤ 3 mΩ
Insulation resistance	≥ 100 MΩ

# SACC-DSI-FS-4CON-L180 SCO - Device connector rear mounting



1553462

<https://www.phoenixcontact.com/us/products/1553462>

Nominal voltage $U_N$	250 V
Nominal current $I_N$	4 A

## Connection data

### Conductor connection

Connection method	Wave soldering
Contact connection type	Socket
Tightening torque	2 Nm ... 3 Nm

## Mechanical properties

### Mechanical data

Insertion/withdrawal cycles	> 100
-----------------------------	-------

## Connector

### Connection 1

Head design	Socket
Head cable outlet	straight
Head thread type	M12
Head locking type	SPEEDCON
Coding	A

## Cable/line

Ambient temperature (operation)	-40 °C ... 85 °C (cable, fixed installation)
	-25 °C ... 85 °C (Cable, flexible installation)

## Environmental and real-life conditions

### Ambient conditions

Degree of protection	IP67 (When plugged in)
	IP65 (When plugged in)
	IP65/IP67
Ambient temperature (operation)	-25 °C ... 85 °C (Plug / socket)
	-40 °C ... 85 °C (without mechanical actuation)
	-25 °C ... 85 °C (Cable, flexible installation)
	-40 °C ... 85 °C (cable, fixed installation)

## Standards and regulations

### M12

Standard designation	M12 connector
Standards/specifications	IEC 61076-2-101

# SACC-DSI-FS-4CON-L180 SCO - Device connector rear mounting

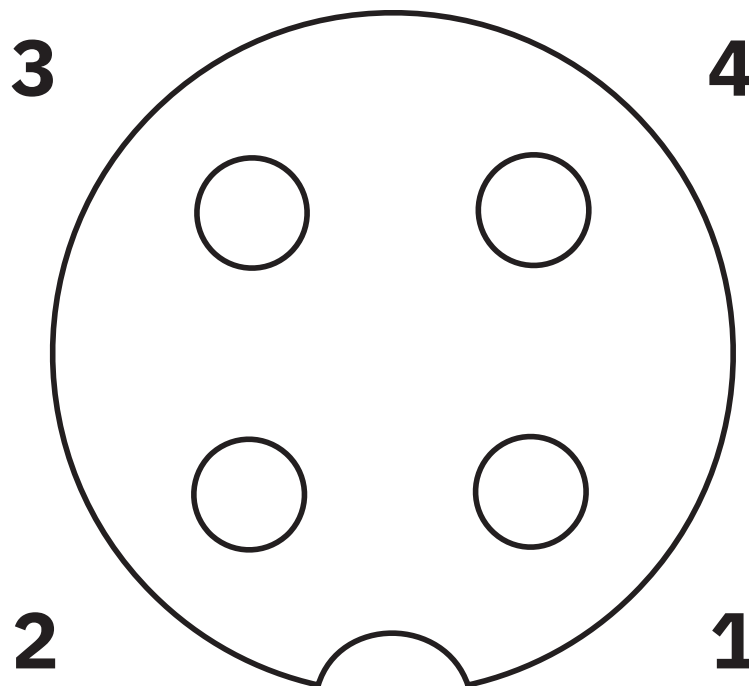


1553462

<https://www.phoenixcontact.com/us/products/1553462>

## Drawings

Schematic diagram



Pin assignment M12 socket, 4-pos., A-coded, view female side


# SACC-DSI-FS-4CON-L180 SCO - Device connector rear mounting




1553462  
<https://www.phoenixcontact.com/us/products/1553462>

## Approvals

To download certificates, visit the product detail page: <https://www.phoenixcontact.com/us/products/1553462>

<div> <b>cULus Recognized</b> Approval ID: E221474-20140616</div>				
	Nominal voltage $U_N$	Nominal current $I_N$	Cross section AWG	Cross section $\text{mm}^2$
	250 V	4 A	-	-

<div> <b>UL Recognized</b> Approval ID: E118976-20100522</div>				
	Nominal voltage $U_N$	Nominal current $I_N$	Cross section AWG	Cross section $\text{mm}^2$
	250 V	4 A	22 - 22	-

# SACC-DSI-FS-4CON-L180 SCO - Device connector rear mounting



1553462

<https://www.phoenixcontact.com/us/products/1553462>

## Classifications

### ECLASS

ECLASS-11.0	27440102
ECLASS-12.0	27440116
ECLASS-13.0	27440116

### ETIM

ETIM 9.0	EC002635
----------	----------

### UNSPSC

UNSPSC 21.0	39121400
-------------	----------

# SACC-DSI-FS-4CON-L180 SCO - Device connector rear mounting



1553462

<https://www.phoenixcontact.com/us/products/1553462>

## Environmental product compliance

### EU RoHS

Fulfills EU RoHS substance requirements	Yes
Exemption	6(c)

### China RoHS

Environment friendly use period (EFUP)	EFUP-50
	An article-related China RoHS declaration table can be found in the download area for the respective article under "Manufacturer declaration". For all articles with EFUP-E, no China RoHS declaration table issued and required.

### EU REACH SVHC

REACH candidate substance (CAS No.)	Lead(CAS: 7439-92-1)
SCIP	a4af8b89-32d0-4f26-80aa-42c739978449

Phoenix Contact 2024 © - all rights reserved

<https://www.phoenixcontact.com>

Phoenix Contact USA  
586 Fulling Mill Road  
Middletown, PA 17057, United States  
(+717) 944-1300  
[info@phoenixcon.com](mailto:info@phoenixcon.com)