

SACC-DSI-MS-5CON-PG9/1,5 SCO - Device connector rear mounting



1576753
<https://www.phoenixcontact.com/pc/products/1576753>

Please be informed that the data shown in this PDF document is generated from our online catalog. Please find the complete data in the user documentation. Our general terms of use for downloads are valid.



Device connector rear mounting, 5-position, Pin, straight, M12-SPEEDCON, coding: A, Rear wall/screw mounting, Pg9, Individual wires, cable length: 1.5 m, 0.34 mm², TPE litz wire, Alternative product in accordance with RoHS II without Exemption 6c (Pb < 0.1 %) item no.: 1240098

Commercial data

Item number	1576753
Packing unit	1 pc
Minimum order quantity	50 pc
Product key	ABQCGE
GTIN	4046356446426
Weight per piece (including packing)	55.5 g
Weight per piece (excluding packing)	44.86 g
Customs tariff number	85444290
Country of origin	DE

SACC-DSI-MS-5CON-PG9/1,5 SCO - Device connector rear mounting



1576753

<https://www.phoenixcontact.com/pc/products/1576753>

Technical data

Notes

Order information:	Lock nut is included in the scope of delivery
General	Contact connection method: Crimp connection

Safety note

Safety note	<p>WARNING: The connectors may not be plugged in or disconnected under load. Ignoring the warning or improper use may damage persons and/or property.</p> <ul style="list-style-type: none">• WARNING: Commission properly functioning products only. The products must be regularly inspected for damage. Decommission defective products immediately. Replace damaged products. Repairs are not possible.• WARNING: Only electrically qualified personnel may install and operate the product. They must observe the following safety notes. The qualified personnel must be familiar with the basics of electrical engineering. They must be able to recognize and prevent danger. The relevant symbol on the packaging indicates that only personnel familiar with electrical engineering are allowed to install and operate the product.• The products are suitable for applications in plant, controller, and electrical device engineering.• When operating the connectors in outdoor applications, they must be separately protected against environmental influences.• Assembled products may not be manipulated or improperly opened.• Only use mating connectors that are specified in the technical data of the standards listed (e.g. the ones listed in the product accessories online at phoenixcontact.com/products).• When using the product in direct connection with third-party manufacturers, the user is responsible.• For operating voltages > 50 V AC, conductive connector housings must be grounded• Ensure that when laying the cable, the tensile load on the connectors does not exceed the upper limit specified in the standards.• Observe the corresponding technical data. You will find information:<ul style="list-style-type: none">o On the producto On the packing labelo In the supplied documentationo Online at phoenixcontact.com/products under the product• Only use tools recommended by Phoenix Contact• Use a protective cap to protect connectors that are not in use. The suitable accessories are available online in the accessory section of the product at phoenixcontact.com/products• Ensure that the protective or functional ground has been properly connected.• VDE 0100/1.97 § 411.1.3.2 and DIN EN 60 204/11.98 § 14.1.3 are applicable when combining several circuits in a cable and/or
-------------	---

SACC-DSI-MS-5CON-PG9/1,5 SCO - Device connector rear mounting



1576753

<https://www.phoenixcontact.com/pc/products/1576753>

	connector
	• The connector warms up in normal operation. Depending on the ambient conditions, the surface of the connector can continue to warm up. In this case, the user is responsible for posting warnings (e.g. DIN EN ISO 13732-1:2008-12).

Mounting

Mounting type	Rear wall/screw mounting Pg9
---------------	------------------------------

Product properties

Product type	Circular connectors (device side)
Number of positions	5
No. of cable outlets	1
Shielded	no
Coding	A
Thread type	M12

Data management status

Article revision	12
------------------	----

Insulation characteristics

Overvoltage category	III
Degree of pollution	3

Material specifications

Flammability rating according to UL 94	HB
Seal material	NBR
Contact material	CuZn
Contact surface material	Au
Contact carrier material	PA 6.6
Material for screw connection	Zinc die-cast, nickel-plated
Conductor material	Tin-plated Cu litz wires

Electrical properties

Rated surge voltage	1.5 kV AC
Contact resistance	$\leq 3 \text{ m}\Omega$
Insulation resistance	$\geq 100 \text{ M}\Omega$
Nominal voltage U_N	60 V
Nominal current I_N	4 A
Max. conductor resistance	57.6 m Ω /m

Connection data

Conductor connection

Connection method	Individual wires
-------------------	------------------

SACC-DSI-MS-5CON-PG9/1,5 SCO - Device connector rear mounting



1576753

<https://www.phoenixcontact.com/pc/products/1576753>

Contact connection type	Pin
Conductor cross section	0.34 mm²
Tightening torque	2 Nm ... 3 Nm

Connector

Connection 1

Head design	Pin
Head cable outlet	straight
Head thread type	M12
Head locking type	SPEEDCON
Coding	A

Cable/line

Cable length	1.5 m
Cable type	TPE litz wire
Wire diameter incl. insulation	1.2 mm ±0.07 mm
Single wire, color	black, brown, blue, white, gray
Cable cross section	0.34 mm²
Conductor material	Tin-plated Cu litz wires
Conductor structure signal line	7x 0.25 mm
AWG signal line	22
Material wire insulation	TPE
Thickness, insulation	0.21 mm
Nominal voltage, cable	300 V
Test voltage, cable	2000 V AC
Cable resistance	≤ 57.6 mΩ/m
Cable insulation resistance	≥ 20 MΩ*km

Environmental and real-life conditions

Ambient conditions

Degree of protection	IP67 (When plugged in)
	IP65 (When plugged in)
	IP65/IP67
Ambient temperature (operation)	-25 °C ... 85 °C (Plug / socket)
	-25 °C ... 90 °C (cable, fixed installation)

Standards and regulations

Standards/specifications	according to IEC 61076-2-101
--------------------------	------------------------------

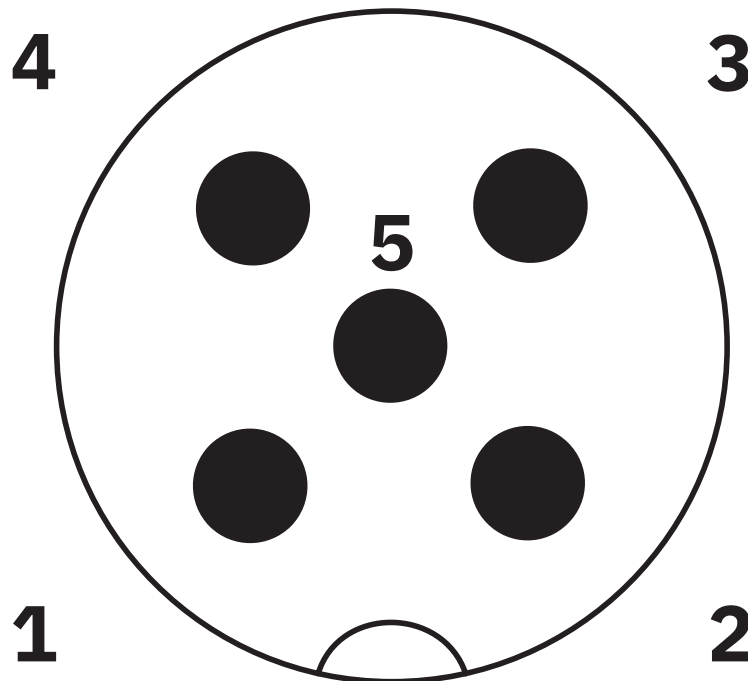
SACC-DSI-MS-5CON-PG9/1,5 SCO - Device connector rear mounting

1576753

<https://www.phoenixcontact.com/pc/products/1576753>

Drawings

Schematic diagram



Pin assignment M12 male connector, 5-pos., A-coded, male side


SACC-DSI-MS-5CON-PG9/1,5 SCO - Device connector rear mounting




1576753
<https://www.phoenixcontact.com/pc/products/1576753>

Approvals

To download certificates, visit the product detail page: <https://www.phoenixcontact.com/pc/products/1576753>

	UL Recognized			
	Approval ID: E118976-20100522			
		Nominal voltage U_N	Nominal current I_N	Cross section AWG
		60 V	4 A	22 - 22
				Cross section mm ²
				-

	cULus Recognized			
	Approval ID: E221474-20140616			
		Nominal voltage U_N	Nominal current I_N	Cross section AWG
		60 V	4 A	22 - 20
				Cross section mm ²
				-

SACC-DSI-MS-5CON-PG9/1,5 SCO - Device connector rear mounting



1576753

<https://www.phoenixcontact.com/pc/products/1576753>

Classifications

ECLASS

ECLASS-11.0	27440102
ECLASS-12.0	27440116
ECLASS-13.0	27440116

ETIM

ETIM 8.0	EC002635
----------	----------

UNSPSC

UNSPSC 21.0	39121400
-------------	----------

SACC-DSI-MS-5CON-PG9/1,5 SCO - Device connector rear mounting



1576753
<https://www.phoenixcontact.com/pc/products/1576753>

Environmental product compliance

EU RoHS	
Fulfills EU RoHS substance requirements	Yes
Exemption	6(c)
China RoHS	
Environment friendly use period (EFUP)	EFUP-50
	An article-related China RoHS declaration table can be found in the download area for the respective article under "Manufacturer declaration". For all articles with EFUP-E, no China RoHS declaration table issued and required.
EU REACH SVHC	
REACH candidate substance (CAS No.)	Lead(CAS: 7439-92-1)
SCIP	23fd4a20-5c8c-411e-aa54-8c852f9a36d9

Phoenix Contact 2024 © - all rights reserved
<https://www.phoenixcontact.com>

PHOENIX CONTACT GmbH & Co. KG
Flachmarktstraße 8
D-32825 Blomberg
+49 (0) 5235-3 00
info@phoenixcontact.com