

# SF-5EP1N8AWK00 - Device connector front mounting



1607043

<https://www.phoenixcontact.com/it/products/1607043>

Please be informed that the data shown in this PDF document is generated from our online catalog. Please find the complete data in the user documentation. Our general terms of use for downloads are valid.



Device connector front mounting, straight low type, Screw locking mechanism, M23, number of positions: 5+PE, contact connection type: Pin, Axial O-ring, 4x Ø 3.2, shielded: yes, flange dimensions: 28 mm x 28 mm, degree of protection: IP67, cable diameter range: 0 mm ... 0 mm, number of positions: 6, connection method: Crimp connection, series: SF

## Commercial data

Item number	1607043
Packing unit	12 pc
Minimum order quantity	1 pc
Sales key	ABR
Product key	ABRBFL
Catalog page	Page 81 (PC-2011)
GTIN	4046356182560
Weight per piece (including packing)	42.92 g
Weight per piece (excluding packing)	40.666 g
Customs tariff number	85366990
Country of origin	DE

## Technical data

## Notes

General	Order crimp contacts 6 x Ø 2 mm separately
Safety note	
Safety note	<p>WARNING: The connectors may not be plugged in or disconnected under load. Ignoring the warning or improper use may damage persons and/or property.</p> <ul style="list-style-type: none"><li>• WARNING: Commission properly functioning products only. The products must be regularly inspected for damage. Decommission defective products immediately. Replace damaged products. Repairs are not possible.</li><li>• WARNING: Only electrically qualified personnel may install and operate the product. They must observe the following safety notes. The qualified personnel must be familiar with the basics of electrical engineering. They must be able to recognize and prevent danger. The relevant symbol on the packaging indicates that only personnel familiar with electrical engineering are allowed to install and operate the product.</li><li>• The products are suitable for applications in plant, controller, and electrical device engineering.</li><li>• When operating the connectors in outdoor applications, they must be separately protected against environmental influences.</li><li>• Assembled products may not be manipulated or improperly opened.</li><li>• Only use mating connectors that are specified in the technical data of the standards listed (e.g. the ones listed in the product accessories online at <a href="https://www.phoenixcontact.com/products">phoenixcontact.com/products</a>).</li><li>• When using the product in direct connection with third-party manufacturers, the user is responsible.</li><li>• For operating voltages &gt; 50 V AC, conductive connector housings must be grounded</li><li>• Ensure that the protective or functional ground has been properly connected.</li><li>• VDE 0100/1.97 § 411.1.3.2 and DIN EN 60 204/11.98 § 14.1.3 are applicable when combining several circuits in a cable and/or connector</li><li>• Only use tools recommended by Phoenix Contact</li><li>• The installation notes/Design In documents online on the download page at <a href="https://www.phoenixcontact.com/products">phoenixcontact.com/products</a> must be observed for this product.</li><li>• Operate the connector only when it is fully plugged in and interlocked.</li><li>• Ensure that when laying the cable, the tensile load on the connectors does not exceed the upper limit specified in the standards.</li><li>• Observe the minimum bending radius of the cable. Lay the cable without twisting it.</li><li>• The connector warms up in normal operation. Depending on the ambient conditions, the surface of the connector can continue to warm up. In this case, the user is responsible for posting</li></ul>

# SF-5EP1N8AWK00 - Device connector front mounting



1607043

<https://www.phoenixcontact.com/it/products/1607043>

warnings (e.g. DIN EN ISO 13732-1:2008-12).

## Mounting

Mounting	4x Ø 3.2
----------	----------

## Product properties

Product type	Circular connectors (device side)
Number of positions	6
Connection profile	5+PE
Application	Power
Series	SF
Shielded	yes
Coding	N
Thread type	M23

## Dimensions

### Housing

Flange dimensions	28 mm x 28 mm
-------------------	---------------

## Material specifications

Seal material	FPM
Housing material	Turned parts: copper zinc alloy (CuZn), die-cast parts: zinc (GD-Zn)
Insulator material	PA 6.6
Gasket and O-ring material	FPM

## Electrical properties

### Contact

Contact diameter	2 mm
Max. current	30 A
Nominal voltage $U_N$	630 V
Overvoltage category	III
Degree of pollution	3
Rated surge voltage	6 kV

### Contact

Contact diameter	2 mm
Max. current	9 A
Nominal voltage $U_N$	250 V
Overvoltage category	III
Degree of pollution	3
Rated surge voltage	4 kV

## Connection data

# SF-5EP1N8AWK00 - Device connector front mounting



1607043

<https://www.phoenixcontact.com/it/products/1607043>

## Conductor connection

Connection method	Crimp connection
Contact connection type	Pin

## Connector

Type	straight low type
------	-------------------

## Cable/line

External cable diameter	0 mm ... 0 mm
-------------------------	---------------


## Environmental and real-life conditions

### Ambient conditions

Degree of protection	IP67
Ambient temperature (operation)	-40 °C ... 125 °C
Ambient temperature (storage/transport)	15 °C ... 25 °C
Altitude	3000 m
Permissible humidity (storage/transport)	50 % ... 65 %

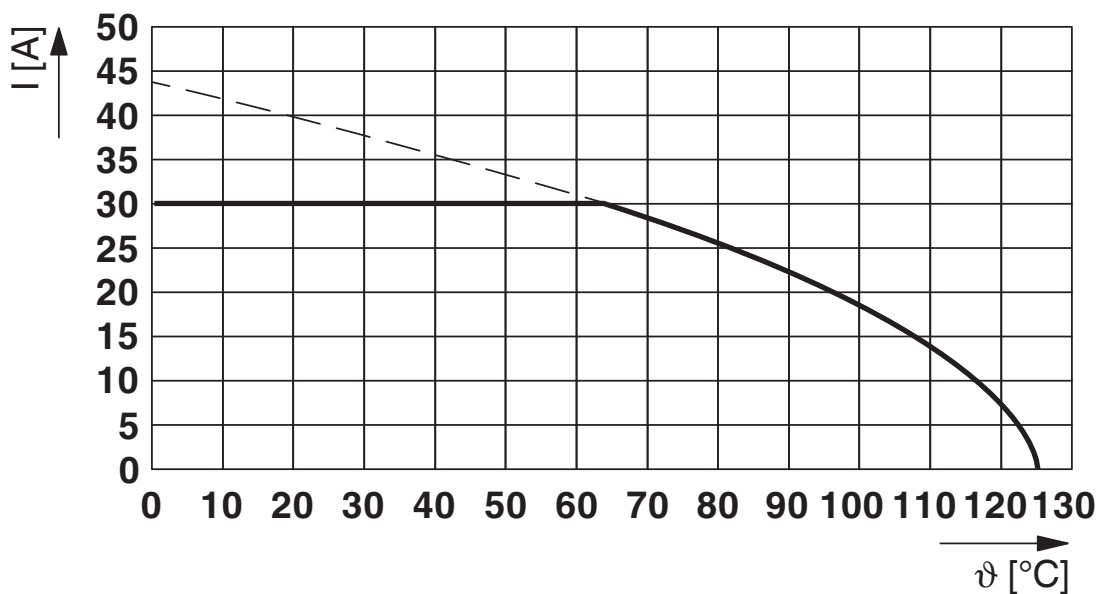
## Drawings

Schematic diagram



Connector pin assignment

Diagram



I = current strength, T = ambient temperature

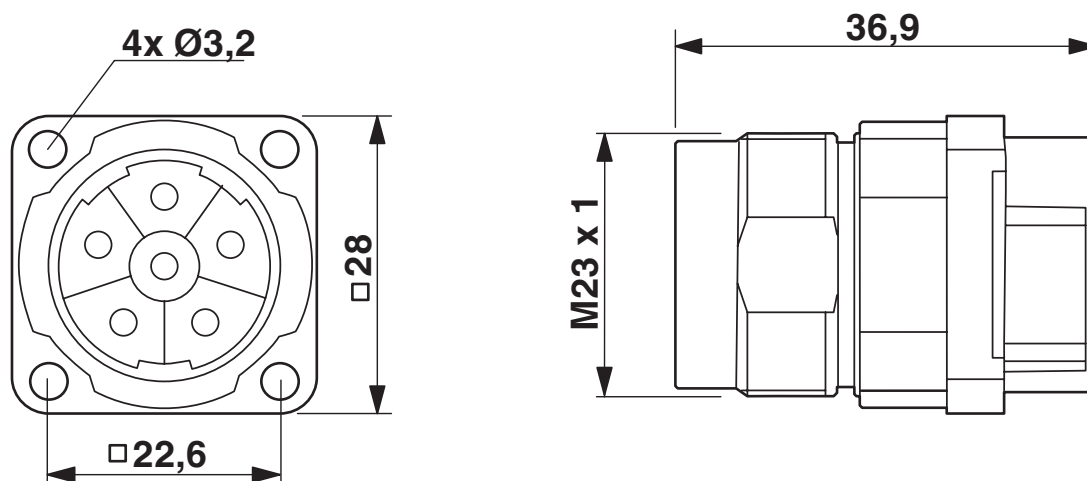
# SF-5EP1N8AWK00 - Device connector front mounting



1607043

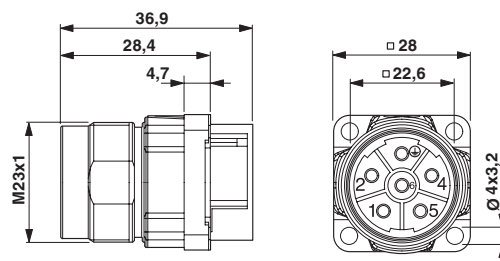
<https://www.phoenixcontact.com/it/products/1607043>

Dimensional drawing



SF-...P1N8AWK00

Dimensional drawing



Installation dimensions SF-...P1N8AWK00

# SF-5EP1N8AWK00 - Device connector front mounting



1607043

<https://www.phoenixcontact.com/it/products/1607043>

## Classifications

### ECLASS

ECLASS-11.0	27440102
ECLASS-12.0	27440116
ECLASS-13.0	27440116

### ETIM

ETIM 9.0	EC002635
----------	----------

### UNSPSC

UNSPSC 21.0	39121400
-------------	----------



1607043

<https://www.phoenixcontact.com/lt/products/1607043>

Environmental product compliance

China RoHS	Environmentally friendly use period: unlimited = EFUP-e
	No hazardous substances above threshold values

Phoenix Contact 2024 © - all rights reserved  
<https://www.phoenixcontact.com>

Phoenix Contact UAB  
Svitrigailos str. 11B  
03228 Vilnius  
+370 5 2106321  
[balticinfo@phoenixcontact.com](mailto:balticinfo@phoenixcontact.com)