

VC-AR3/4M-S8888-SET - Contact insert set




1607418

<https://www.phoenixcontact.com/in/products/1607418>

Please be informed that the data shown in this PDF document is generated from our online catalog. Please find the complete data in the user documentation. Our general terms of use for downloads are valid.

Contact insert set, Range of articles: VARIOCON, design: VC3, housing material: PA, number of positions: 32, min. conductor cross section: 0.14 mm², max. conductor cross section: 1.5 mm², rated voltage: 160, rated current: 10 A, Contact connection type: Pin. Connectors may only be connected/disconnected when under no load.



Commercial data

| | |
|--------------------------------------|--------------------|
| Item number | 1607418 |
| Packing unit | 5 pc |
| Minimum order quantity | 5 pc |
| Sales key | ABL |
| Product key | ABLADB |
| Catalog page | Page 24 (C-2-2013) |
| GTIN | 4017918941130 |
| Weight per piece (including packing) | 59.12 g |
| Weight per piece (excluding packing) | 60.94 g |
| Customs tariff number | 85366990 |
| Country of origin | PL |

Technical data

Notes

| | |
|-------------|---|
| General | Connectors may only be connected/disconnected when under no load. |
| Safety note | <p>WARNING: The connectors may not be plugged in or disconnected under load. Ignoring the warning or improper use may damage persons and/or property.</p> <ul style="list-style-type: none"> • WARNING: Commission properly functioning products only. The products must be regularly inspected for damage. Decommission defective products immediately. Replace damaged products. Repairs are not possible. • WARNING: Only electrically qualified personnel may install and operate the product. They must observe the following safety notes. The qualified personnel must be familiar with the basics of electrical engineering. They must be able to recognize and prevent danger. The relevant symbol on the packaging indicates that only personnel familiar with electrical engineering are allowed to install and operate the product. • The products are suitable for applications in plant, controller, and electrical device engineering. • When operating the connectors in outdoor applications, they must be separately protected against environmental influences. • Assembled products may not be manipulated or improperly opened. • Only use mating connectors that are specified in the technical data of the standards listed (e.g. the ones listed in the product accessories online at phoenixcontact.com/products). • When using the product in direct connection with third-party manufacturers, the user is responsible. • For operating voltages > 50 V AC, conductive connector housings must be grounded • Ensure that the protective or functional ground has been properly connected. • VDE 0100/1.97 § 411.1.3.2 and DIN EN 60 204/11.98 § 14.1.3 are applicable when combining several circuits in a cable and/or connector • Observe the corresponding technical data. You will find information: <ul style="list-style-type: none"> o On the product o On the packing label o In the supplied documentation o Online at phoenixcontact.com/products under the product • Only use tools recommended by Phoenix Contact • The installation notes/Design In documents online on the download page at phoenixcontact.com/products must be observed for this product. • Use a protective cap to protect connectors that are not in use. The suitable accessories are available online in the accessory section of the product at phoenixcontact.com/products • Operate the connector only when it is fully plugged in. |

VC-AR3/4M-S8888-SET - Contact insert set



1607418

<https://www.phoenixcontact.com/in/products/1607418>

- Ensure that when laying the cable, the tensile load on the connectors does not exceed the upper limit specified in the standards.
- Observe the minimum bending radius of the cable. Lay the cable without twisting it.
- The connector warms up in normal operation. Depending on the ambient conditions, the surface of the connector can continue to warm up. In this case, the user is responsible for posting warnings (e.g. DIN EN ISO 13732-1:2008-12).

Product properties

| | |
|------------------------|----------------|
| Type | VC3 |
| Product type | Contact insert |
| Product family | VARIOCON |
| Number of positions | 32 |
| Connection profile | 31+PE |
| Number of module slots | 4 |
| Series | VC-D |

Insulation characteristics

| | |
|---------------------|---|
| Degree of pollution | 3 |
|---------------------|---|

Electrical properties

| | |
|-----------------------------|--------|
| Rated voltage (II/2) | 320 V |
| Rated voltage (III/2) | 160 V |
| Rated voltage (III/3) | 160 V |
| | 160 V |
| Nominal voltage ATD | 160 |
| Rated surge voltage | 2.5 kV |
| Rated surge voltage (III/3) | 2.5 kV |
| Rated surge voltage | 2.5 kV |
| Rated current | 10 A |
| | 10 A |
| | 10 A |
| Nominal voltage U_N | 160 V |
| Nominal current I_N | 10 A |

Connection data

| | |
|----------------------------------|---|
| Tightening torque | 0.22 ... 0.25 Nm |
| Conductor cross section flexible | 0.14 mm ² ... 0.75 mm ² |
| Conductor cross section rigid | 0.14 mm ² ... 1.5 mm ² |

Dimensions

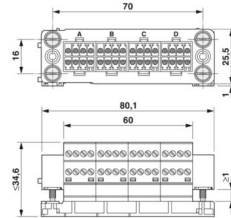
VC-AR3/4M-S8888-SET - Contact insert set



1607418

<https://www.phoenixcontact.com/in/products/1607418>

Dimensional drawing



| | |
|--------|---------|
| Width | 82.1 mm |
| Height | 26.5 mm |
| Length | 34.7 mm |

Material specifications

| | |
|--|----------------------|
| Color of the housing part | gray |
| Material | Polyamide |
| | Polyamide |
| Flammability rating according to UL 94 | V0 |
| Insulating material group | I / CTI 600 |
| Contact material | CuZn |
| Contact surface material | nickel-plated |
| Contact carrier material | PA |
| Material for screw connection | 1.5523 (19MNB4) 10.9 |
| Housing material | PA |

Cable/line

| | |
|---|--|
| Single wire, cross section | 0.14 mm ² 1.5 mm ² |
| Stripping length of the individual wire | 7 mm |

Mechanical properties

Mechanical data

| | |
|-----------------------------|-------|
| Insertion/withdrawal cycles | ≥ 100 |
|-----------------------------|-------|

Environmental and real-life conditions

Ambient conditions

| | |
|---------------------------------|-------------------|
| Ambient temperature (operation) | -40 °C ... 100 °C |
|---------------------------------|-------------------|

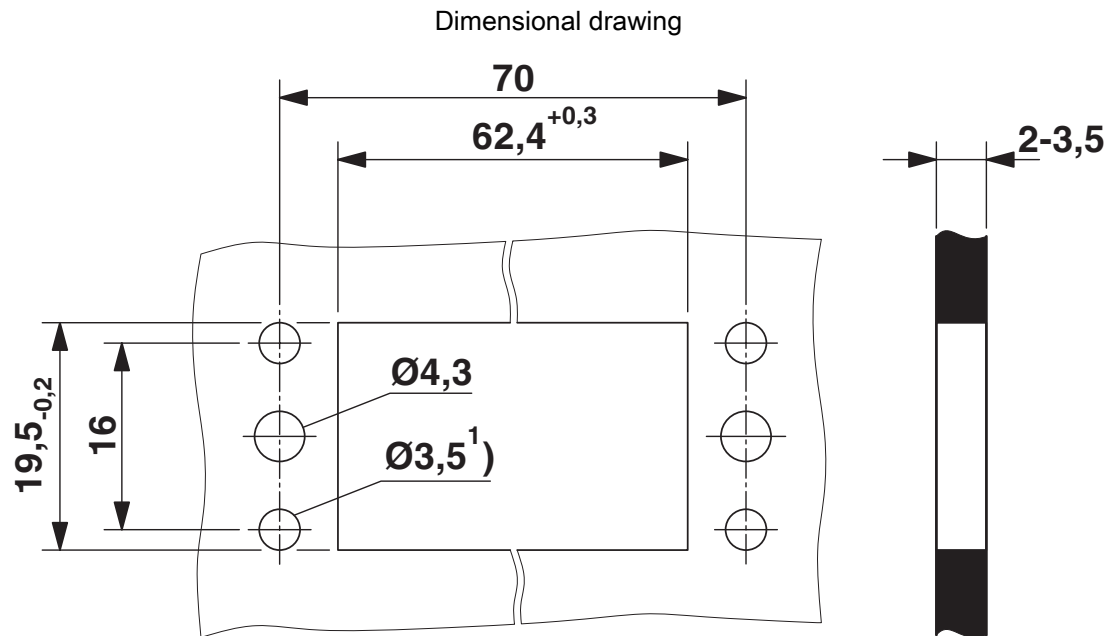
VC-AR3/4M-S8888-SET - Contact insert set

1607418

<https://www.phoenixcontact.com/in/products/1607418>



Drawings



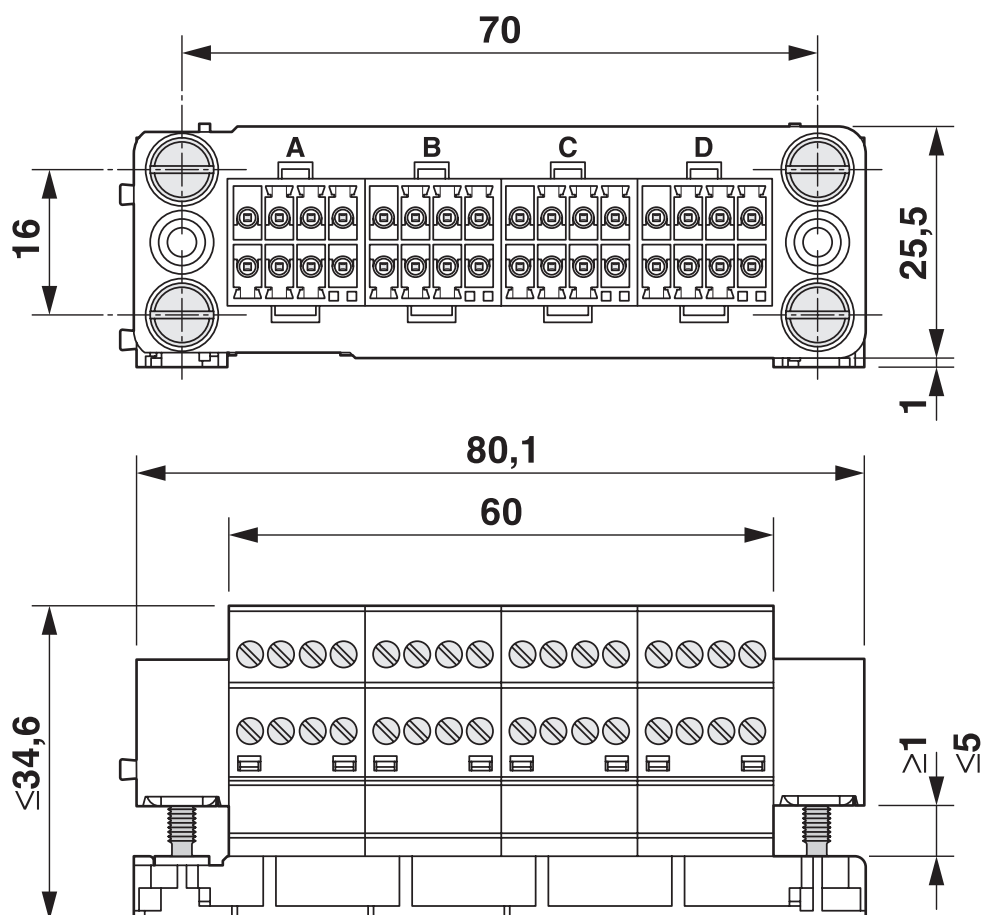
VC-AR3/4M-S8888-SET - Contact insert set

1607418

<https://www.phoenixcontact.com/in/products/1607418>



Dimensional drawing



Contact insert

VC-AR3/4M-S8888-SET - Contact insert set



1607418

<https://www.phoenixcontact.com/in/products/1607418>

Classifications

ECLASS

| | |
|-------------|----------|
| ECLASS-11.0 | 27440223 |
| ECLASS-12.0 | 27440223 |
| ECLASS-13.0 | 27440223 |

ETIM

| | |
|----------|----------|
| ETIM 9.0 | EC003557 |
|----------|----------|

UNSPSC

| | |
|-------------|----------|
| UNSPSC 21.0 | 39121400 |
|-------------|----------|

VC-AR3/4M-S8888-SET - Contact insert set



1607418

<https://www.phoenixcontact.com/in/products/1607418>

Environmental product compliance

| | |
|------------|---|
| China RoHS | Environmentally friendly use period: unlimited = EFUP-e |
| | No hazardous substances above threshold values |

Phoenix Contact 2024 © - all rights reserved
<https://www.phoenixcontact.com>

PHOENIX CONTACT (I) Pvt. Ltd.
A-58/2, Okhla Industrial Area, Phase - II, New Delhi-110 020

+91.1275.71420
info@phoenixcontact.co.in