

# VC-TFS 4/2M-PEA - Contact insert



1607495

<https://www.phoenixcontact.com/us/products/1607495>

Please be informed that the data shown in this PDF document is generated from our online catalog. Please find the complete data in the user documentation. Our general terms of use for downloads are valid.

Contact insert with integrated sleeve frame, 2 free module slots, type VC 4, 3-pos. + PE, 690 V / 70 A



## Your advantages

- Proven COMBICON technology
- Universal connection
- Can be keyed to prevent incorrect connection

## Commercial data

Item number	1607495
Packing unit	5 pc
Minimum order quantity	1 pc
Sales key	AB01
Product key	ABLACC
Catalog page	Page 33 (C-2-2013)
GTIN	4017918969158
Weight per piece (including packing)	52.83 g
Weight per piece (excluding packing)	52.83 g
Customs tariff number	85366990
Country of origin	PL

## Technical data

### Notes

General	Connectors may only be connected/disconnected when under no load.
Safety note	<p>WARNING: The connectors may not be plugged in or disconnected under load. Ignoring the warning or improper use may damage persons and/or property.</p> <ul style="list-style-type: none"> <li>• WARNING: Commission properly functioning products only. The products must be regularly inspected for damage. Decommission defective products immediately. Replace damaged products. Repairs are not possible.</li> <li>• WARNING: Only electrically qualified personnel may install and operate the product. They must observe the following safety notes. The qualified personnel must be familiar with the basics of electrical engineering. They must be able to recognize and prevent danger. The relevant symbol on the packaging indicates that only personnel familiar with electrical engineering are allowed to install and operate the product.</li> <li>• The products are suitable for applications in plant, controller, and electrical device engineering.</li> <li>• When operating the connectors in outdoor applications, they must be separately protected against environmental influences.</li> <li>• Assembled products may not be manipulated or improperly opened.</li> <li>• Only use mating connectors that are specified in the technical data of the standards listed (e.g. the ones listed in the product accessories online at <a href="https://www.phoenixcontact.com/products">phoenixcontact.com/products</a>).</li> <li>• When using the product in direct connection with third-party manufacturers, the user is responsible.</li> <li>• For operating voltages &gt; 50 V AC, conductive connector housings must be grounded</li> <li>• Ensure that the protective or functional ground has been properly connected.</li> <li>• VDE 0100/1.97 § 411.1.3.2 and DIN EN 60 204/11.98 § 14.1.3 are applicable when combining several circuits in a cable and/or connector</li> <li>• Observe the corresponding technical data. You will find information: <ul style="list-style-type: none"> <li>o On the product</li> <li>o On the packing label</li> <li>o In the supplied documentation</li> <li>o Online at <a href="https://www.phoenixcontact.com/products">phoenixcontact.com/products</a> under the product</li> </ul> </li> <li>• Only use tools recommended by Phoenix Contact</li> <li>• The installation notes/Design In documents online on the download page at <a href="https://www.phoenixcontact.com/products">phoenixcontact.com/products</a> must be observed for this product.</li> <li>• Use a protective cap to protect connectors that are not in use. The suitable accessories are available online in the accessory section of the product at <a href="https://www.phoenixcontact.com/products">phoenixcontact.com/products</a></li> <li>• Operate the connector only when it is fully plugged in.</li> </ul>

# VC-TFS 4/2M-PEA - Contact insert



1607495

<https://www.phoenixcontact.com/us/products/1607495>

- Ensure that when laying the cable, the tensile load on the connectors does not exceed the upper limit specified in the standards.
- Observe the minimum bending radius of the cable. Lay the cable without twisting it.
- The connector warms up in normal operation. Depending on the ambient conditions, the surface of the connector can continue to warm up. In this case, the user is responsible for posting warnings (e.g. DIN EN ISO 13732-1:2008-12).

## Product properties

Product type	Contact insert
Product family	VARIOCON
Series	VC-M
Type	VC4
Number of positions	4
Connection profile	3+PE
Number of module slots	3

## Data management status

Article revision	05
------------------	----

## Insulation characteristics

Degree of pollution	3
---------------------	---

## Electrical properties

Rated voltage (II/2)	1000 V
Rated voltage (III/2)	1000 V
Rated voltage (III/3)	690 V
	690 V
Rated surge voltage	6 kV
Rated surge voltage (II/2)	6 kV
Rated surge voltage (III/2)	8 kV
Rated surge voltage (III/3)	8 kV
Rated surge voltage	6 kV
Rated current	70 A
	70 A
	70 A

## Connection data

Connection method	Screw connection
Tightening torque	1.2 ... 1.8 Nm
Cross section AWG	20 ... 6
Screw thread	M4

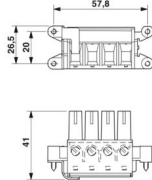
## Dimensions

# VC-TFS 4/2M-PEA - Contact insert

1607495

<https://www.phoenixcontact.com/us/products/1607495>



Dimensional drawing	
Width	95.1 mm
Height	27.3 mm
Length	42.8 mm

## Material specifications

Color	light grey
Color of the housing part	gray
Material	Polyamide
Flammability rating according to UL 94	V0
Insulating material group	I
Housing material	PA
Contact material	E-Cu 58
Contact surface material	hard-silver plated
Contact carrier material	PA
Material for screw connection	CuZn

## Cable/line

Single wire, cross section	0.5 mm² 16 mm²
Stripping length of the individual wire	12 mm
Halogen-free	yes

## Mechanical properties

Mechanical data	
Insertion/withdrawal cycles	≥ 50

## Environmental and real-life conditions

Ambient conditions	
Ambient temperature (operation)	-40 °C ... 100 °C
Ambient temperature (storage/transport)	-40 °C ... 70 °C
Ambient temperature (assembly)	-40 °C ... 70 °C

# VC-TFS 4/2M-PEA - Contact insert

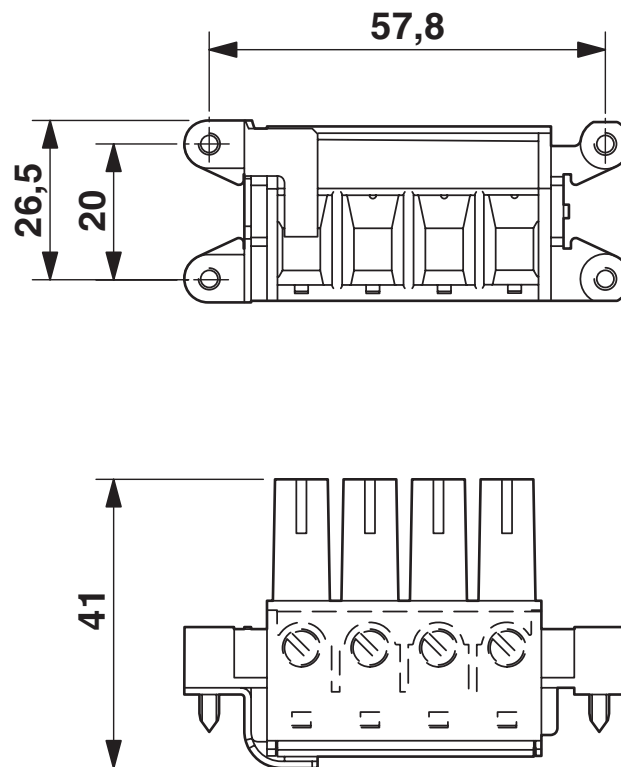
1607495

<https://www.phoenixcontact.com/us/products/1607495>



## Drawings

Dimensional drawing



# VC-TFS 4/2M-PEA - Contact insert





1607495

<https://www.phoenixcontact.com/us/products/1607495>

## Approvals

To download certificates, visit the product detail page: <https://www.phoenixcontact.com/us/products/1607495>

 <b>cUL Recognized</b> Approval ID: E118976				
	Nominal voltage $U_N$	Nominal current $I_N$	Cross section AWG	Cross section $\text{mm}^2$
	600 V	45 A	20 - 6	-

 <b>UL Recognized</b> Approval ID: E118976				
	Nominal voltage $U_N$	Nominal current $I_N$	Cross section AWG	Cross section $\text{mm}^2$
	600 V	55 A	20 - 6	-

<b>cULus Recognized</b>				
-------------------------	--	--	--	--

# VC-TFS 4/2M-PEA - Contact insert



1607495

<https://www.phoenixcontact.com/us/products/1607495>

## Classifications

### ECLASS

ECLASS-11.0	27440223
ECLASS-12.0	27440223
ECLASS-13.0	27440223

### ETIM

ETIM 9.0	EC003557
----------	----------

### UNSPSC

UNSPSC 21.0	39121400
-------------	----------

# VC-TFS 4/2M-PEA - Contact insert



1607495

<https://www.phoenixcontact.com/us/products/1607495>

## Environmental product compliance

EU RoHS	
Fulfills EU RoHS substance requirements	Yes, No exemptions
China RoHS	
Environment friendly use period (EFUP)	EFUP-E
	No hazardous substances above the limits
EU REACH SVHC	
REACH candidate substance (CAS No.)	No substance above 0.1 wt%

Phoenix Contact 2024 © - all rights reserved  
<https://www.phoenixcontact.com>

Phoenix Contact USA  
586 Fulling Mill Road  
Middletown, PA 17057, United States  
(+717) 944-1300  
[info@phoenixcon.com](mailto:info@phoenixcon.com)