

# SM-5ES1N8A8L32S - Cable connector



1613428

<https://www.phoenixcontact.com/pc/products/1613428>

Please be informed that the data shown in this PDF document is generated from our online catalog. Please find the complete data in the user documentation. Our general terms of use for downloads are valid.



Cable connector, straight, SPEEDCON, M40, number of positions: 2+3+PE, contact connection type: Socket, shielded: yes, degree of protection: IP67, cable diameter range: 9 mm ... 14 mm, number of positions: 6, connection method: Crimp connection, series: SM, Alternative product in accordance with RoHS II without Exemption 6c (Pb < 0.1 %) item no.: 1242742

## Your advantages

- Consistent EMC protection for reliable connection solutions in the industrial environment
- Crimping connection: vibration- and temperature-resistant assembly
- Flexible use: reliably connect various cable diameters
- Molded designs with preassembled cables on one or both sides

## Commercial data

Item number	1613428
Packing unit	1 pc
Minimum order quantity	1 pc
Product key	ABRBGB
Catalog page	Page 166 (C-2-2019)
GTIN	4046356400206
Weight per piece (including packing)	428.1 g
Weight per piece (excluding packing)	428.1 g
Customs tariff number	85366990
Country of origin	DE

# SM-5ES1N8A8L32S - Cable connector



1613428

<https://www.phoenixcontact.com/pc/products/1613428>

## Technical data

### Notes

Order information:	Order crimp contacts 2 x Ø 2 mm, 4 x Ø 3.6 mm separately
Safety note	
Safety note	<p>WARNING: The connectors may not be plugged in or disconnected under load. Ignoring the warning or improper use may damage persons and/or property.</p> <ul style="list-style-type: none"><li>• WARNING: Commission properly functioning products only. The products must be regularly inspected for damage. Decommission defective products immediately. Replace damaged products. Repairs are not possible.</li><li>• WARNING: Only electrically qualified personnel may install and operate the product. They must observe the following safety notes. The qualified personnel must be familiar with the basics of electrical engineering. They must be able to recognize and prevent danger. The relevant symbol on the packaging indicates that only personnel familiar with electrical engineering are allowed to install and operate the product.</li><li>• The products are suitable for applications in plant, controller, and electrical device engineering.</li><li>• When operating the connectors in outdoor applications, they must be separately protected against environmental influences.</li><li>• Assembled products may not be manipulated or improperly opened.</li><li>• Only use mating connectors that are specified in the technical data of the standards listed (e.g. the ones listed in the product accessories online at <a href="https://www.phoenixcontact.com/products">phoenixcontact.com/products</a>).</li><li>• When using the product in direct connection with third-party manufacturers, the user is responsible.</li><li>• For operating voltages &gt; 50 V AC, conductive connector housings must be grounded</li><li>• Ensure that the protective or functional ground has been properly connected.</li><li>• VDE 0100/1.97 § 411.1.3.2 and DIN EN 60 204/11.98 § 14.1.3 are applicable when combining several circuits in a cable and/or connector</li><li>• Only use tools recommended by Phoenix Contact</li><li>• The installation notes/Design In documents online on the download page at <a href="https://www.phoenixcontact.com/products">phoenixcontact.com/products</a> must be observed for this product.</li><li>• Operate the connector only when it is fully plugged in and interlocked.</li><li>• Ensure that when laying the cable, the tensile load on the connectors does not exceed the upper limit specified in the standards.</li><li>• Observe the minimum bending radius of the cable. Lay the cable without twisting it.</li><li>• The connector warms up in normal operation. Depending on the ambient conditions, the surface of the connector can continue to warm up. In this case, the user is responsible for posting</li></ul>

# SM-5ES1N8A8L32S - Cable connector



1613428

<https://www.phoenixcontact.com/pc/products/1613428>

warnings (e.g. DIN EN ISO 13732-1:2008-12).

## Product properties

Product type	Circular connector (cable-side)
Series	SM
Application	Power
Number of positions	6
Connection profile	2+3+PE
Shielded	yes
Coding	N
Thread type	M40

## Material specifications

Seal material	FPM
Housing material	Metal
Housing material	Turned parts: copper zinc alloy (CuZn), aluminum (Al), die-cast parts: zinc (GD-Zn)
Insulator material	PA 6.6
Gasket and O-ring material	FPM

## Connection data

### Conductor connection

Connection method	Crimp connection
-------------------	------------------

## Electrical properties

### Contact

Contact diameter	3.6 mm
Max. current	70 A
Nominal voltage $U_N$	630 V
Overvoltage category	III
Degree of pollution	3
Rated surge voltage	6 kV

### Contact

Contact diameter	2 mm
Max. current	30 A
Nominal voltage $U_N$	250 V
Overvoltage category	III
Degree of pollution	3
Rated surge voltage	4 kV

## Connector

Type	straight
------	----------

### Connection 1

# SM-5ES1N8A8L32S - Cable connector



1613428

<https://www.phoenixcontact.com/pc/products/1613428>

Head design	Socket
-------------	--------

Cable/line

External cable diameter	9 mm ... 14 mm
-------------------------	----------------

Environmental and real-life conditions

Ambient conditions	
Degree of protection	IP67
Ambient temperature (operation)	-40 °C ... 125 °C
Altitude	3000 m

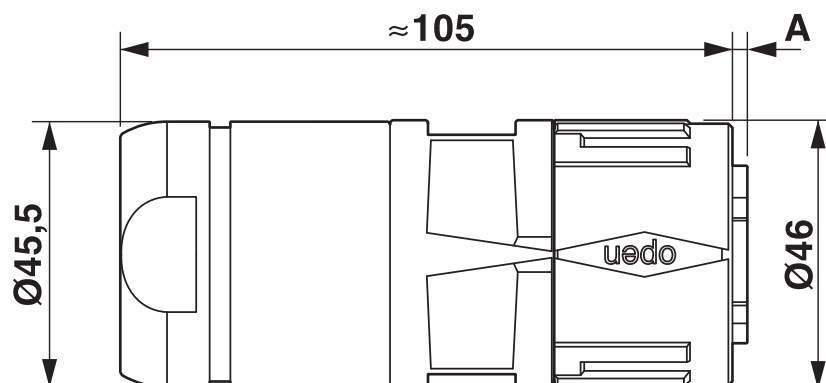
# SM-5ES1N8A8L32S - Cable connector

1613428

<https://www.phoenixcontact.com/pc/products/1613428>

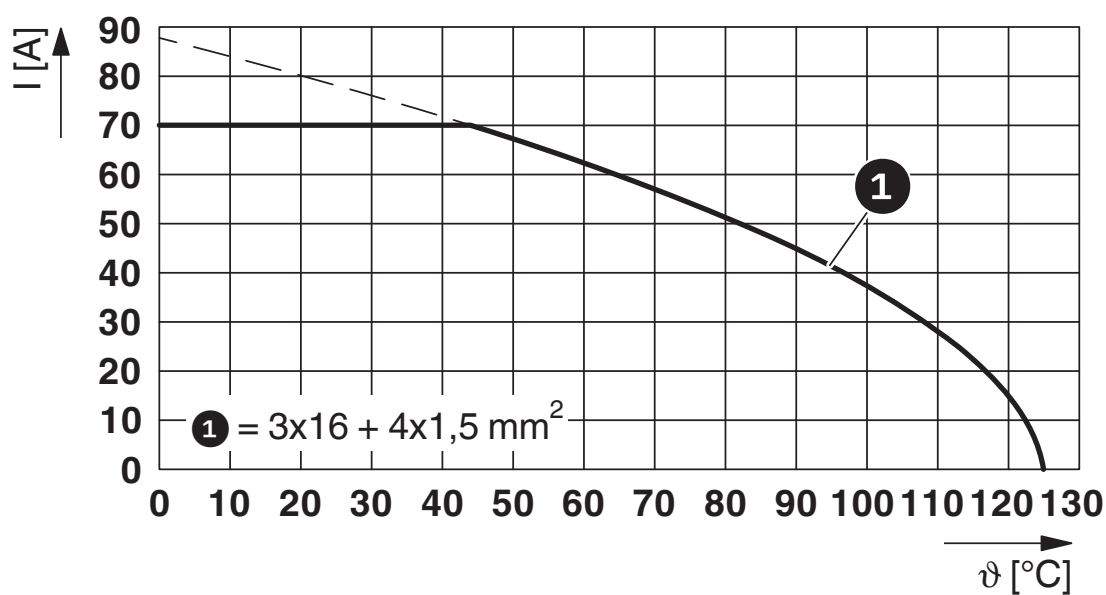
## Drawings

Dimensional drawing



Dimensional drawing

Diagram



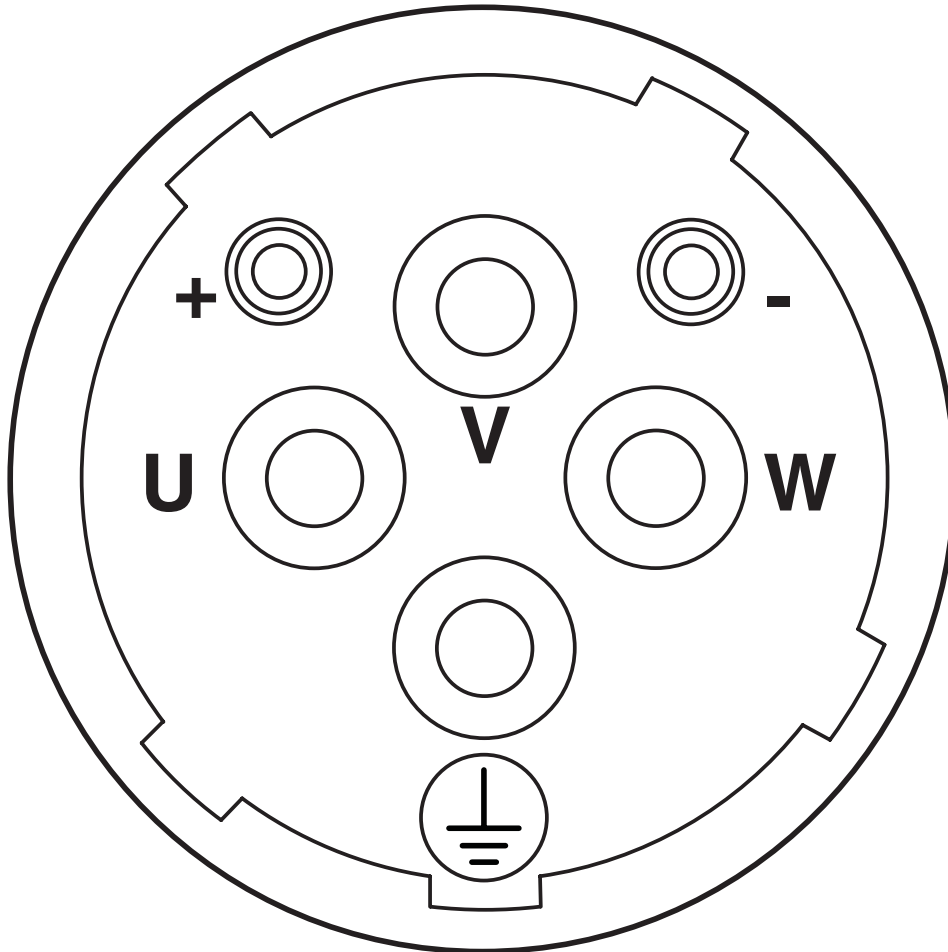
I = current strength, T = ambient temperature

# SM-5ES1N8A8L32S - Cable connector

1613428

<https://www.phoenixcontact.com/pc/products/1613428>

Schematic diagram



Connector pin assignment

# SM-5ES1N8A8L32S - Cable connector





1613428

<https://www.phoenixcontact.com/pc/products/1613428>

## Approvals

To download certificates, visit the product detail page: <https://www.phoenixcontact.com/pc/products/1613428>

 <b>cUL Recognized</b> Approval ID: E153698-20150903				
	Nominal voltage $U_N$	Nominal current $I_N$	Cross section AWG	Cross section $\text{mm}^2$
Power	600 V	40 A	-	-
Signal	600 V	20 A	-	-

 <b>UL Recognized</b> Approval ID: E153698-20150903				
	Nominal voltage $U_N$	Nominal current $I_N$	Cross section AWG	Cross section $\text{mm}^2$
Power	600 V	65 A	-	-
Signal	600 V	30 A	-	-

<b>cULus Recognized</b>				
-------------------------	--	--	--	--

# SM-5ES1N8A8L32S - Cable connector



1613428

<https://www.phoenixcontact.com/pc/products/1613428>

## Classifications

### ECLASS

ECLASS-11.0	27440102
ECLASS-12.0	27440116
ECLASS-13.0	27440116

### ETIM

ETIM 9.0	EC002635
----------	----------

### UNSPSC

UNSPSC 21.0	39121400
-------------	----------



# SM-5ES1N8A8L32S - Cable connector



1613428  
<https://www.phoenixcontact.com/pc/products/1613428>

## Environmental product compliance

EU RoHS	
Fulfills EU RoHS substance requirements	Yes
Exemption	6(b), 6(b)-II
China RoHS	
Environment friendly use period (EFUP)	EFUP-50
	An article-related China RoHS declaration table can be found in the download area for the respective article under "Manufacturer declaration". For all articles with EFUP-E, no China RoHS declaration table issued and required.
EU REACH SVHC	
REACH candidate substance (CAS No.)	Lead(CAS: 7439-92-1)
SCIP	310f3018-a256-4218-9df7-29569555865a

Phoenix Contact 2024 © - all rights reserved  
<https://www.phoenixcontact.com>

PHOENIX CONTACT GmbH & Co. KG  
Flachsmarktstraße 8  
D-32825 Blomberg  
+49 (0) 5235-3 00  
[info@phoenixcontact.com](mailto:info@phoenixcontact.com)