

ST-5EP1N8ACK03S - Panel feed-through



1618768

<https://www.phoenixcontact.com/us/products/1618768>

Please be informed that the data shown in this PDF document is generated from our online catalog. Please find the complete data in the user documentation. Our general terms of use for downloads are valid.



Panel feed-through, straight, SPEEDCON, M17, number of positions: 5+PE, contact connection type: Pin, Flat gasket, 4x Ø 3.2, shielded: yes, flange dimensions: 25.75 mm x 25.75 mm, degree of protection: IP67, cable diameter range: 5 mm ... 9 mm, number of positions: 6, connection method: Crimp connection, series: ST, Alternative product in accordance with RoHS II without Exemption 6c (Pb < 0.1 %) item no.: 1243318

Your advantages

- Reduced size: ideal for compact devices
- Consistent EMC protection for reliable connection solutions in the industrial environment
- Crimping connection: vibration- and temperature-resistant assembly
- Flexible use: reliably connect various cable diameters
- User-specific, suitable for front and rear mounting

Commercial data

| | |
|--------------------------------------|---------------------|
| Item number | 1618768 |
| Packing unit | 1 pc |
| Minimum order quantity | 1 pc |
| Sales key | AB38 |
| Product key | ABRSEF |
| Catalog page | Page 135 (C-2-2019) |
| GTIN | 4046356817295 |
| Weight per piece (including packing) | 57.1 g |
| Weight per piece (excluding packing) | 43.14 g |
| Customs tariff number | 85366990 |
| Country of origin | DE |

Technical data

Notes

| | |
|--------------------|---|
| Order information: | Order crimp contacts Ø 1 mm separately |
| Safety note | |
| Safety note | <p>WARNING: The connectors may not be plugged in or disconnected under load. Ignoring the warning or improper use may damage persons and/or property.</p> <ul style="list-style-type: none"> • WARNING: Commission properly functioning products only. The products must be regularly inspected for damage. Decommission defective products immediately. Replace damaged products. Repairs are not possible. • WARNING: Only electrically qualified personnel may install and operate the product. They must observe the following safety notes. The qualified personnel must be familiar with the basics of electrical engineering. They must be able to recognize and prevent danger. The relevant symbol on the packaging indicates that only personnel familiar with electrical engineering are allowed to install and operate the product. • The products are suitable for applications in plant, controller, and electrical device engineering. • When operating the connectors in outdoor applications, they must be separately protected against environmental influences. • Assembled products may not be manipulated or improperly opened. • Only use mating connectors that are specified in the technical data of the standards listed (e.g. the ones listed in the product accessories online at phoenixcontact.com/products). • When using the product in direct connection with third-party manufacturers, the user is responsible. • For operating voltages > 50 V AC, conductive connector housings must be grounded • Ensure that the protective or functional ground has been properly connected. • VDE 0100/1.97 § 411.1.3.2 and DIN EN 60 204/11.98 § 14.1.3 are applicable when combining several circuits in a cable and/or connector • Only use tools recommended by Phoenix Contact • The installation notes/Design In documents online on the download page at phoenixcontact.com/products must be observed for this product. • Operate the connector only when it is fully plugged in and interlocked. • Ensure that when laying the cable, the tensile load on the connectors does not exceed the upper limit specified in the standards. • Observe the minimum bending radius of the cable. Lay the cable without twisting it. • The connector warms up in normal operation. Depending on the ambient conditions, the surface of the connector can continue to warm up. In this case, the user is responsible for posting |

ST-5EP1N8ACK03S - Panel feed-through



1618768

<https://www.phoenixcontact.com/us/products/1618768>

warnings (e.g. DIN EN ISO 13732-1:2008-12).

Mounting

| | |
|----------|----------|
| Mounting | 4x Ø 3.2 |
|----------|----------|

Product properties

| | |
|---------------------|-----------------------------------|
| Product type | Circular connectors (device side) |
| Series | ST |
| Application | Power |
| Number of positions | 6 |
| Connection profile | 5+PE |
| Shielded | yes |
| Coding | N |
| Thread type | M17 |

Data management status

| | |
|------------------|----|
| Article revision | 11 |
|------------------|----|

Dimensions

Housing

| | |
|-------------------|---------------------|
| Flange dimensions | 25.75 mm x 25.75 mm |
|-------------------|---------------------|

Electrical properties

Contact

| | |
|-----------------------|-------|
| Contact diameter | 1 mm |
| Max. current | 14 A |
| Nominal voltage U_N | 630 V |
| Overvoltage category | III |
| Degree of pollution | 3 |
| Rated surge voltage | 6 kV |

Contact

| | |
|------------------|------|
| Contact diameter | 1 mm |
|------------------|------|

Connection data

Conductor connection

| | |
|-------------------------|------------------|
| Connection method | Crimp connection |
| Contact connection type | Pin |

Connector

| | |
|-----------------------|----------|
| Type | straight |
| Direction of rotation | Standard |

Cable/line

ST-5EP1N8ACK03S - Panel feed-through



1618768

<https://www.phoenixcontact.com/us/products/1618768>

| | |
|-------------------------|---------------|
| External cable diameter | 5 mm ... 9 mm |
|-------------------------|---------------|

Environmental and real-life conditions

| | |
|--|-------------------|
| Ambient conditions | |
| Degree of protection | IP67 |
| Ambient temperature (operation) | -40 °C ... 125 °C |
| Ambient temperature (storage/transport) | 15 °C ... 25 °C |
| Permissible humidity (storage/transport) | 50 % ... 65 % |

ST-5EP1N8ACK03S - Panel feed-through

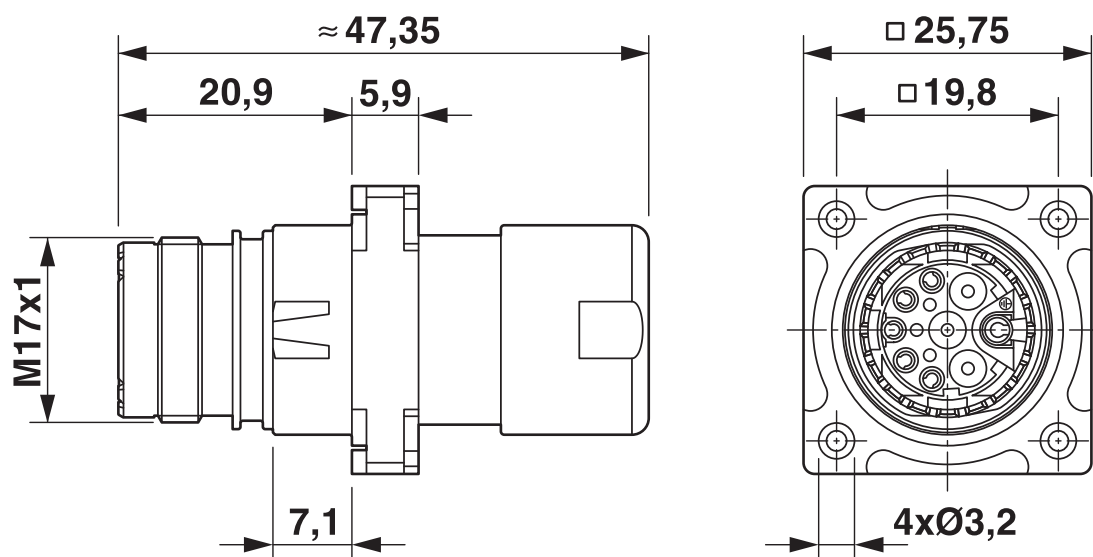


1618768

<https://www.phoenixcontact.com/us/products/1618768>

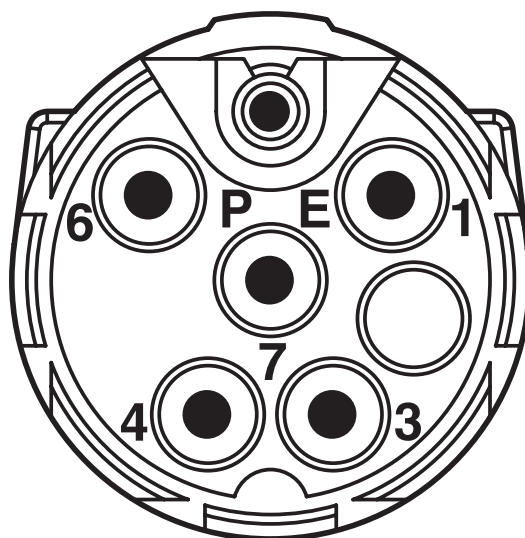
Drawings

Dimensional drawing



Dimensional drawing

Schematic diagram



Connector pin assignment

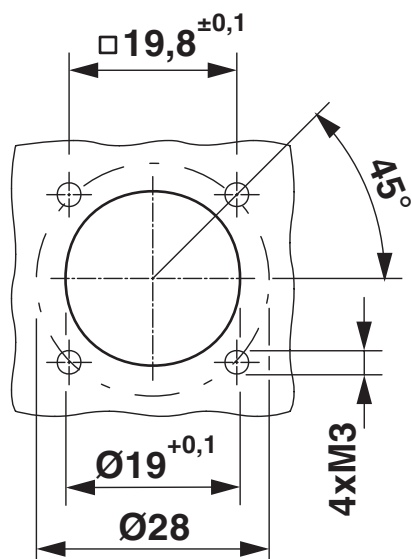
ST-5EP1N8ACK03S - Panel feed-through

1618768

<https://www.phoenixcontact.com/us/products/1618768>

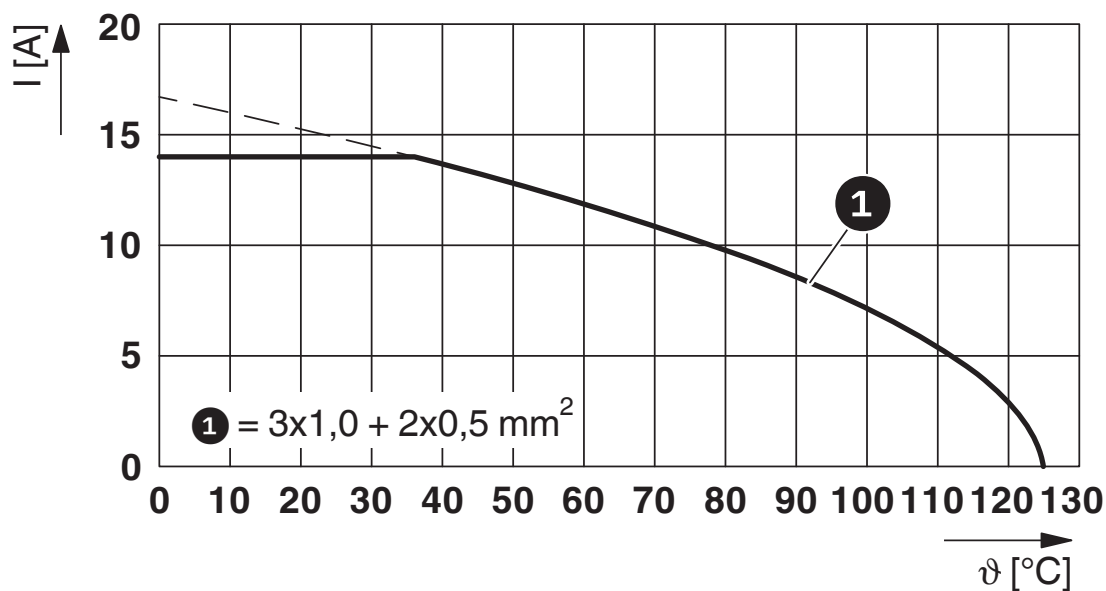


Dimensional drawing



Installation dimensions

Diagram



I = current strength, ϑ = ambient temperature, 3x 14 A + 2x 2 A constant

ST-5EP1N8ACK03S - Panel feed-through



1618768

<https://www.phoenixcontact.com/us/products/1618768>

Approvals

To download certificates, visit the product detail page: <https://www.phoenixcontact.com/us/products/1618768>



cUL Recognized

Approval ID: E335019-20111129



UL Recognized

Approval ID: E335019-20111129



UL Recognized

Approval ID: E153698-20140124



cUL Recognized

Approval ID: E153698-20140124

ST-5EP1N8ACK03S - Panel feed-through



1618768

<https://www.phoenixcontact.com/us/products/1618768>

Classifications

ECLASS

| | |
|-------------|----------|
| ECLASS-11.0 | 27440102 |
| ECLASS-12.0 | 27440116 |
| ECLASS-13.0 | 27440116 |

ETIM

| | |
|----------|----------|
| ETIM 9.0 | EC002635 |
|----------|----------|

UNSPSC

| | |
|-------------|----------|
| UNSPSC 21.0 | 39121400 |
|-------------|----------|

ST-5EP1N8ACK03S - Panel feed-through



1618768

<https://www.phoenixcontact.com/us/products/1618768>

Environmental product compliance

EU RoHS

| | |
|---|------|
| Fulfills EU RoHS substance requirements | Yes |
| Exemption | 6(c) |

China RoHS

| | |
|--|---|
| Environment friendly use period (EFUP) | EFUP-50 |
| | An article-related China RoHS declaration table can be found in the download area for the respective article under "Manufacturer declaration". For all articles with EFUP-E, no China RoHS declaration table issued and required. |

EU REACH SVHC

| | |
|-------------------------------------|--------------------------------------|
| REACH candidate substance (CAS No.) | Lead(CAS: 7439-92-1) |
| SCIP | ad314492-fd7c-4f43-bf47-6fab66346130 |

ST-5EP1N8ACK03S - Panel feed-through



1618768

<https://www.phoenixcontact.com/us/products/1618768>

Accessories

ST-10KP010 - Crimp contact

1618255

<https://www.phoenixcontact.com/us/products/1618255>



Crimp contact, Pin, turned, Single contact, contact diameter: 1 mm, crimp range: 0.06 mm² ... 0.25 mm², Alternative product in accordance with RoHS II without Exemption 6c (Pb < 0.1 %) item no.: 1243215

ST-10KP035 - Crimp contact

1618458

<https://www.phoenixcontact.com/us/products/1618458>



Crimp contact, Pin, turned, contact diameter: 1 mm, crimp range: 0.25 mm² ... 1 mm², Alternative product in accordance with RoHS II without Exemption 6c (Pb < 0.1 %) item no.: 1243215

ST-5EP1N8ACK03S - Panel feed-through

1618768

<https://www.phoenixcontact.com/us/products/1618768>




ST-Z0016 - Color coding

1617993

<https://www.phoenixcontact.com/us/products/1617993>

Color coding, color: green




ST-Z0017 - Color coding

1618049

<https://www.phoenixcontact.com/us/products/1618049>

Color coding, color: orange



ST-5EP1N8ACK03S - Panel feed-through

1618768

<https://www.phoenixcontact.com/us/products/1618768>



ST-Z0018 - Color coding

1618050

<https://www.phoenixcontact.com/us/products/1618050>

Color coding, color: black



PROT-M17PRO-OT-IP20 - Plastic protective cap

1055708

<https://www.phoenixcontact.com/us/products/1055708>

Plastic protective cap, M17, degree of protection: IP20, series: M17 PRO



Phoenix Contact 2024 © - all rights reserved
<https://www.phoenixcontact.com>

Phoenix Contact USA
586 Fulling Mill Road
Middletown, PA 17057, United States
(+717) 944-1300
info@phoenixcon.com