

1619910

<https://www.phoenixcontact.com/us/products/1619910>

Please be informed that the data shown in this PDF document is generated from our online catalog. Please find the complete data in the user documentation. Our general terms of use for downloads are valid.



M23, Device connector front mounting, series: CA, straight, shielded: yes, for standard and SPEEDCON interlock, No. of pos.: 12, Direction of rotation: Standard, contact connection type: Socket, Solder-in connection, Flat gasket, 4x Ø 3.2, flange dimensions: 25 mm x 25 mm, coding: N, Alternative product in accordance with RoHS II without Exemption 6c (Pb < 0.1 %) item no.: 1243888

Your advantages

- Safe use in the field, thanks to high degree of protection
- Consistent EMC protection for reliable transmission of signals
- Easy device integration: solder-in contacts available in different lengths

Commercial data

Item number	1619910
Packing unit	1 pc
Minimum order quantity	1 pc
Sales key	AB31
Product key	ABRAEL
Catalog page	Page 330 (C-2-2013)
GTIN	4046356820578
Weight per piece (including packing)	31.4 g
Weight per piece (excluding packing)	31.4 g
Customs tariff number	85366990
Country of origin	DE

CA-12S1NC22S00 - Device connector front mounting



1619910

<https://www.phoenixcontact.com/us/products/1619910>

Technical data

Product properties

Product type	Circular connectors (device side)
Data management status	
Article revision	08

Dimensions

Length of the solder pin	17.5 mm
	17.5 mm

Connector

Insulating body

Coding	N
Insulation body material	PBT
Contact material	CuZn
Contact surface material	Ni/Au
Connection method	Solder-in connection
Contact switching type	Socket
Application	Signal
Number of positions	12
Direction of rotation	Standard
Connection profile	12
Contact diameter	1 mm
Power contacts	
Rated current	8 A
Rated surge voltage	1.5 kV
Overvoltage category	III
Degree of pollution	3

Housing

Housing material	GD-Zn
Flange dimensions	25 mm x 25 mm
Type of locking	for standard and SPEEDCON interlock
Pg screw connection	none
Degree of protection (plugged in)	IP67
Thread type	M23

Environmental and real-life conditions

Ambient conditions

Ambient temperature (operation)	-40 °C ... 125 °C
---------------------------------	-------------------

CA-12S1NC22S00 - Device connector front mounting

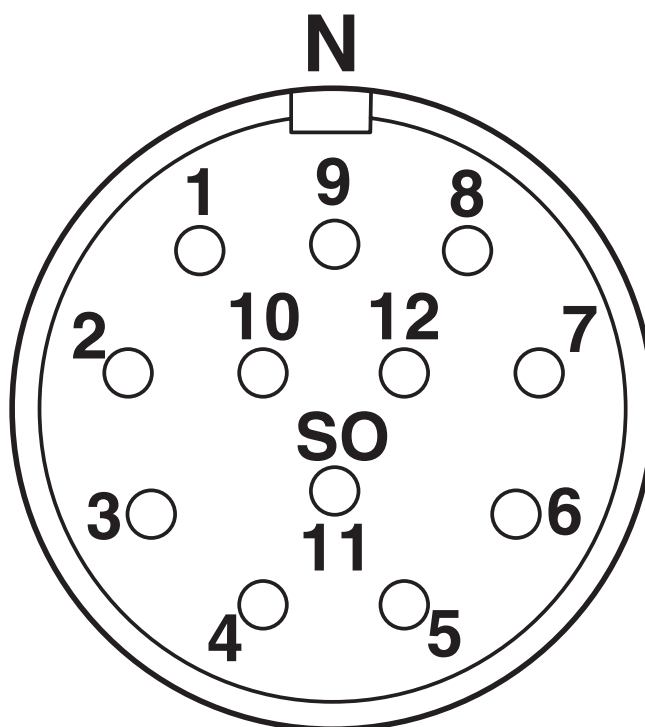


1619910

<https://www.phoenixcontact.com/us/products/1619910>

Drawings

Schematic diagram



Connector pin assignment

CA-12S1NC22S00 - Device connector front mounting





1619910

<https://www.phoenixcontact.com/us/products/1619910>

Approvals

To download certificates, visit the product detail page: <https://www.phoenixcontact.com/us/products/1619910>

 cUL Recognized Approval ID: E335019-20141210				
	Nominal voltage U_N	Nominal current I_N	Cross section AWG	Cross section mm^2
	48 V	6 A	18 - 18	-

 UL Recognized Approval ID: E335019-20141210				
	Nominal voltage U_N	Nominal current I_N	Cross section AWG	Cross section mm^2
	48 V	8 A	18 - 18	-

cULus Recognized				
-------------------------	--	--	--	--

CA-12S1NC22S00 - Device connector front mounting



1619910

<https://www.phoenixcontact.com/us/products/1619910>

Classifications

ECLASS

ECLASS-11.0	27440102
ECLASS-12.0	27440116
ECLASS-13.0	27440116

ETIM

ETIM 9.0	EC002635
----------	----------

UNSPSC

UNSPSC 21.0	39121400
-------------	----------

Environmental product compliance

EU RoHS	
Fulfills EU RoHS substance requirements	Yes
Exemption	6(c)
China RoHS	
Environment friendly use period (EFUP)	EFUP-50
	An article-related China RoHS declaration table can be found in the download area for the respective article under "Manufacturer declaration". For all articles with EFUP-E, no China RoHS declaration table issued and required.
EU REACH SVHC	
REACH candidate substance (CAS No.)	Lead(CAS: 7439-92-1)
SCIP	094bd8c4-9836-4e52-ab3c-4f9945bf65ea