


# K-5E - OE/010-C03/M40 F8 - Cable plug in molded plastic



1620310

<https://www.phoenixcontact.com/us/products/1620310>

Please be informed that the data shown in this PDF document is generated from our online catalog. Please find the complete data in the user documentation. Our general terms of use for downloads are valid.



Cable plug in molded plastic, series: KSM, M40-Socket, Straight, plastic molded, number of positions: 2+3+PE, type of locking: Screw locking mechanism, cable length: 10 m, shielded: yes, color of outer sheath: orange RAL 2003

## Your advantages

- Our standard: robust halogen-free PUR cable
- Simple and safe: 100% electrically tested and assembled ready for use
- Designs with preassembled cables on one or both sides
- High flexibility: customer-specific assemblies and cable lengths can be supplied

## Commercial data

|                                      |                                |
|--------------------------------------|--------------------------------|
| Item number                          | 1620310                        |
| Packing unit                         | 1 pc                           |
| Minimum order quantity               | 1 pc                           |
| Note                                 | Made to order (non-returnable) |
| Sales key                            | AB34                           |
| Product key                          | ABRDIA                         |
| Catalog page                         | Page 224 (C-2-2019)            |
| GTIN                                 | 4046356832458                  |
| Weight per piece (including packing) | 2.22 kg                        |
| Weight per piece (excluding packing) | 3,232.698 kg                   |
| Customs tariff number                | 85444290                       |
| Country of origin                    | DE                             |

# K-5E - OE/010-C03/M40 F8 - Cable plug in molded plastic



1620310

<https://www.phoenixcontact.com/us/products/1620310>

## Technical data

### Notes

|                    |  |
|--------------------|--|
| Notes on operation | Observe derating curve.  |
| Safety note        |  |
| Safety note        | <p>WARNING: The connectors may not be plugged in or disconnected under load. Ignoring the warning or improper use may damage persons and/or property.</p> <ul style="list-style-type: none"><li>• WARNING: Commission properly functioning products only. The products must be regularly inspected for damage. Decommission defective products immediately. Replace damaged products. Repairs are not possible.</li><li>• WARNING: Only electrically qualified personnel may install and operate the product. They must observe the following safety notes. The qualified personnel must be familiar with the basics of electrical engineering. They must be able to recognize and prevent danger. The relevant symbol on the packaging indicates that only personnel familiar with electrical engineering are allowed to install and operate the product.</li><li>• The products are suitable for applications in plant, controller, and electrical device engineering.</li><li>• When operating the connectors in outdoor applications, they must be separately protected against environmental influences.</li><li>• Assembled products may not be manipulated or improperly opened.</li><li>• Only use mating connectors that are specified in the technical data of the standards listed (e.g. the ones listed in the product accessories online at <a href="https://www.phoenixcontact.com/products">phoenixcontact.com/products</a>).</li><li>• When using the product in direct connection with third-party manufacturers, the user is responsible.</li><li>• For operating voltages &gt; 50 V AC, conductive connector housings must be grounded</li><li>• Ensure that the protective or functional ground has been properly connected.</li><li>• VDE 0100/1.97 § 411.1.3.2 and DIN EN 60 204/11.98 § 14.1.3 are applicable when combining several circuits in a cable and/or connector</li><li>• Only use tools recommended by Phoenix Contact</li><li>• The installation notes/Design In documents online on the download page at <a href="https://www.phoenixcontact.com/products">phoenixcontact.com/products</a> must be observed for this product.</li><li>• Operate the connector only when it is fully plugged in and interlocked.</li><li>• Ensure that when laying the cable, the tensile load on the connectors does not exceed the upper limit specified in the standards.</li><li>• Observe the minimum bending radius of the cable. Lay the cable without twisting it.</li><li>• The connector warms up in normal operation. Depending on the ambient conditions, the surface of the connector can continue to warm up. In this case, the user is responsible for posting</li></ul> |

# K-5E - OE/010-C03/M40 F8 - Cable plug in molded plastic



1620310

<https://www.phoenixcontact.com/us/products/1620310>

warnings (e.g. DIN EN ISO 13732-1:2008-12).

## Product properties

|              |                        |
|--------------|------------------------|
| Product type | Signal and power cable |
|--------------|------------------------|

## Data management status

|                  |    |
|------------------|----|
| Article revision | 06 |
|------------------|----|

## Connector

### Connector specifications

|                                 |                            |
|---------------------------------|----------------------------|
| Type                            | Straight, plastic molded   |
| Thread type                     | M40                        |
| Type of locking                 | Screw locking mechanism    |
| Degree of protection            | IP67, when in locked state |
| No. of pos.                     | 2+3+PE                     |
| Direction of rotation           | Standard                   |
| Contact switching type          | Socket                     |
| Insertion/withdrawal cycles     | 50                         |
| Contact resistance              | < 0.3 mΩ                   |
| Max. current                    | 70 A                       |
| Voltage                         | 630 V                      |
| Overvoltage category            | III                        |
| Degree of pollution             | 3                          |
| Rated surge voltage             | 6 kV                       |
| Ambient temperature (operation) | -40 °C ... 105 °C          |

### Cable specifications

|   |   |
|---|---|
| Cable type  | PSLC11Y-J   |
| Shielded  | yes   |
| Cable structure   | 4 x 2.5 mm <sup>2</sup> + 2 x 1.5 mm <sup>2</sup> |
| Cable structure (AWG)                                     | 14 AWG/4c + 16 AWG/1pr                            |
| External cable diameter                                   | 13.80 mm  |
| Outer sheath, material                                    | TPU   |
| Material wire insulation                                  | TPM   |
| External sheath, color                                    | orange RAL 2003                                   |
| Nominal voltage, cable                                    | 1000 V  |
| Test voltage  | 4 kV (2 kV signal)                                |
| Rated current   | 26 A  |
| Smallest bending radius, movable installation             | 138 mm  |
| Ambient temperature (operation) for fixed installation    | -50 °C ... 80 °C                                  |
| Ambient temperature (operation) for flexible installation | -20 °C ... 70 °C                                  |

## Cable/line

|              |      |
|--------------|------|
| Cable length | 10 m |
|--------------|------|

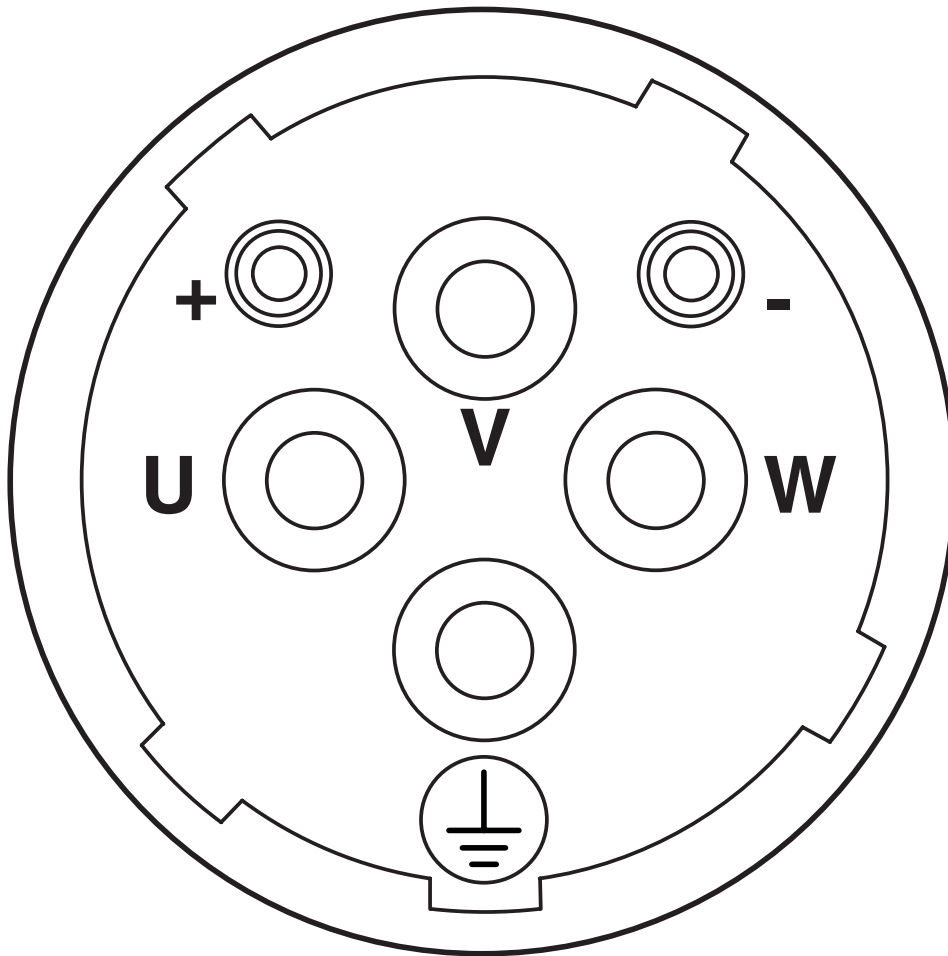
# K-5E - OE/010-C03/M40 F8 - Cable plug in molded plastic

1620310

<https://www.phoenixcontact.com/us/products/1620310>

## Drawings

Schematic diagram



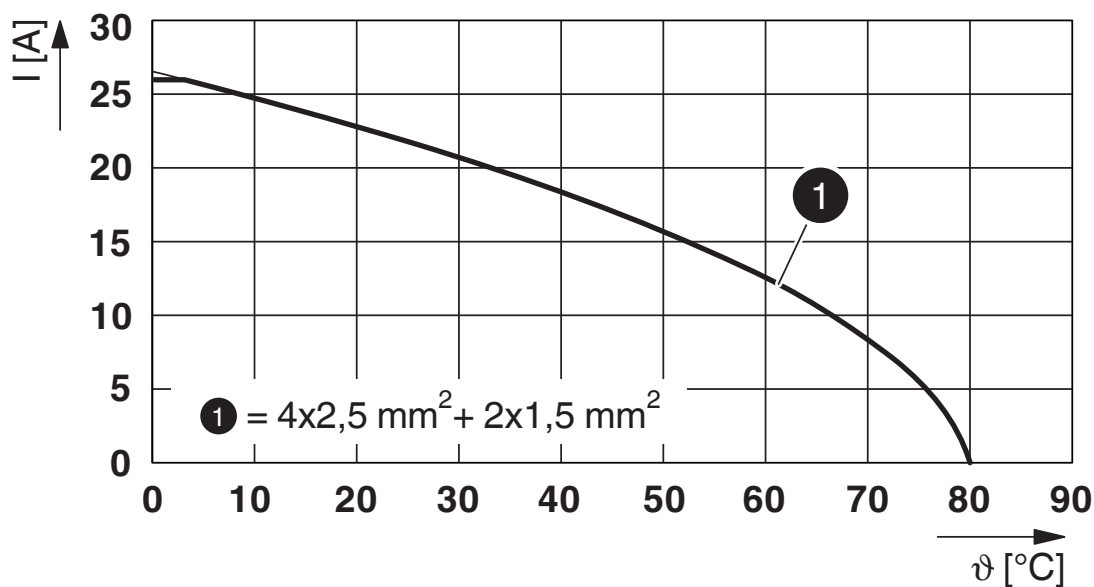
Connector pin assignment

# K-5E - OE/010-C03/M40 F8 - Cable plug in molded plastic

1620310

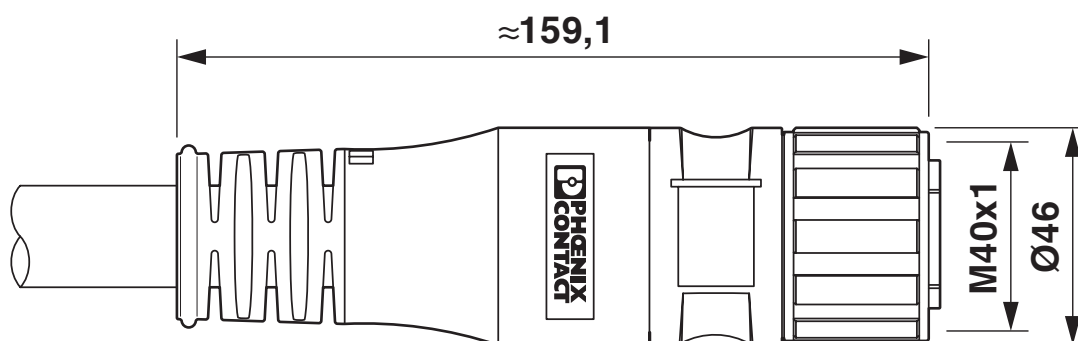
<https://www.phoenixcontact.com/us/products/1620310>

Diagram



$I$  = current strength,  $T$  = ambient temperature

Dimensional drawing



Dimensional drawing


# K-5E - OE/010-C03/M40 F8 - Cable plug in molded plastic



1620310

<https://www.phoenixcontact.com/us/products/1620310>

Circuit diagram



# K-5E - OE/010-C03/M40 F8 - Cable plug in molded plastic



1620310

<https://www.phoenixcontact.com/us/products/1620310>

## Classifications

### ECLASS

|             |          |
|-------------|----------|
| ECLASS-11.0 | 27060106 |
| ECLASS-12.0 | 27060106 |
| ECLASS-13.0 | 27060106 |

### ETIM

|          |          |
|----------|----------|
| ETIM 9.0 | EC003250 |
|----------|----------|

### UNSPSC

|             |          |
|-------------|----------|
| UNSPSC 21.0 | 26121600 |
|-------------|----------|

# K-5E - OE/010-C03/M40 F8 - Cable plug in molded plastic



1620310

<https://www.phoenixcontact.com/us/products/1620310>

## Environmental product compliance

### EU RoHS

|   |                     |
|---|---------------------|
| Fulfills EU RoHS substance requirements | Yes                 |
| Exemption                               | 6(b), 6(b)-II, 6(c) |

### China RoHS

|  |   |
|--|---|
| Environment friendly use period (EFUP) | EFUP-50   |
|  | An article-related China RoHS declaration table can be found in the download area for the respective article under "Manufacturer declaration". For all articles with EFUP-E, no China RoHS declaration table issued and required. |

### EU REACH SVHC

|                                     |                                      |
|-------------------------------------|--------------------------------------|
| REACH candidate substance (CAS No.) | Lead(CAS: 7439-92-1)                 |
| SCIP                                | 78699c8b-78ec-49fe-bcdb-a58bc6507570 |

Phoenix Contact 2024 © - all rights reserved

<https://www.phoenixcontact.com>

Phoenix Contact USA  
586 Fulling Mill Road  
Middletown, PA 17057, United States  
(+717) 944-1300  
[info@phoenixcon.com](mailto:info@phoenixcon.com)