

K-7E-M40 M9/010-D04/M40 F8 - Connector in molded plastic on both sides



1620387

<https://www.phoenixcontact.com/pc/products/1620387>

Please be informed that the data shown in this PDF document is generated from our online catalog. Please find the complete data in the user documentation. Our general terms of use for downloads are valid.



Connector in molded plastic on both sides, series: KSM, M40-Socket, Straight, plastic molded, number of positions: 4+3+PE, type of locking: Screw locking mechanism, on M40-Pin, Straight, plastic molded, number of positions: 4+3+PE, cable length: 10 m, shielded: yes, color of outer sheath: orange RAL 2003

Your advantages

- Our standard: robust halogen-free PUR cable
- Simple and safe: 100% electrically tested and assembled ready for use
- Designs with preassembled cables on one or both sides
- High flexibility: customer-specific assemblies and cable lengths can be supplied

Commercial data

Item number	1620387
Packing unit	1 pc
Minimum order quantity	2 pc
Note	Made to order (non-returnable)
Product key	ABRDIG
Catalog page	Page 225 (C-2-2019)
GTIN	4046356833721
Weight per piece (including packing)	2.22 kg
Weight per piece (excluding packing)	5,010.58 kg
Customs tariff number	85444290
Country of origin	DE

K-7E-M40 M9/010-D04/M40 F8 - Connector in molded plastic on both sides



1620387

<https://www.phoenixcontact.com/pc/products/1620387>

Technical data

Notes

Notes on operation	Observe derating curve.
--------------------	-------------------------

Safety note

Safety note	WARNING: The connectors may not be plugged in or disconnected under load. Ignoring the warning or improper use may damage persons and/or property.
	• WARNING: Commission properly functioning products only. The products must be regularly inspected for damage. Decommission defective products immediately. Replace damaged products. Repairs are not possible.
	• WARNING: Only electrically qualified personnel may install and operate the product. They must observe the following safety notes. The qualified personnel must be familiar with the basics of electrical engineering. They must be able to recognize and prevent danger. The relevant symbol on the packaging indicates that only personnel familiar with electrical engineering are allowed to install and operate the product.
	• The products are suitable for applications in plant, controller, and electrical device engineering.
	• When operating the connectors in outdoor applications, they must be separately protected against environmental influences.
	• Assembled products may not be manipulated or improperly opened.
	• Only use mating connectors that are specified in the technical data of the standards listed (e.g. the ones listed in the product accessories online at phoenixcontact.com/products).
	• When using the product in direct connection with third-party manufacturers, the user is responsible.
	• For operating voltages > 50 V AC, conductive connector housings must be grounded
	• Ensure that the protective or functional ground has been properly connected.
	• VDE 0100/1.97 § 411.1.3.2 and DIN EN 60 204/11.98 § 14.1.3 are applicable when combining several circuits in a cable and/or connector
	• Only use tools recommended by Phoenix Contact
	• The installation notes/Design In documents online on the download page at phoenixcontact.com/products must be observed for this product.
	• Operate the connector only when it is fully plugged in and interlocked.
	• Ensure that when laying the cable, the tensile load on the connectors does not exceed the upper limit specified in the standards.

	• Observe the minimum bending radius of the cable. Lay the cable without twisting it.
	• The connector warms up in normal operation. Depending on the

K-7E-M40 M9/010-D04/M40 F8 - Connector in molded plastic on both sides



1620387

<https://www.phoenixcontact.com/pc/products/1620387>

ambient conditions, the surface of the connector can continue to warm up. In this case, the user is responsible for posting warnings (e.g. DIN EN ISO 13732-1:2008-12).

Product properties

Product type	Signal and power cable
Data management status	
Article revision	07

Connector

Connector specifications

Type	Straight, plastic molded
Thread type	M40
Type of locking	Screw locking mechanism
Degree of protection	IP67, when in locked state
No. of pos.	4+3+PE
Direction of rotation	Standard
Contact switching type	Socket
Insertion/withdrawal cycles	50
Contact resistance	< 0.3 mΩ
Max. current	70 A
Voltage	630 V
Overvoltage category	III
Degree of pollution	3
Rated surge voltage	6 kV
Ambient temperature (operation)	-40 °C ... 105 °C

Cable specifications

Cable type	PSLC11Y-J
Shielded	yes
Cable structure	4 x 4 mm ² + 2 x 1.5 mm ² StC + 2 x 1 mm ² StC
Cable structure (AWG)	12 AWG/4c + 16 AWG/1pr + 18 AWG/1pr
External cable diameter	15.50 mm
Outer sheath, material	PUR
Material wire insulation	TPM
External sheath, color	orange RAL 2003
Nominal voltage, cable	1000 V
Rated current	34 A
Smallest bending radius, movable installation	116 mm
Ambient temperature (operation) for fixed installation	-45 °C ... 80 °C
Ambient temperature (operation) for flexible installation	-30 °C ... 80 °C

Connector specifications (second page)

K-7E-M40 M9/010-D04/M40 F8 - Connector in molded plastic on both sides



1620387

<https://www.phoenixcontact.com/pc/products/1620387>

Type	Straight, plastic molded
Housing material	Zinc die-cast
Thread type	M40
Degree of protection	IP67, when in locked state
No. of pos.	4+3+PE
Direction of rotation	Standard
Contact switching type	Pin
Insertion/withdrawal cycles	50
Contact resistance	< 0.3 mΩ
Max. current	70 A
Voltage	630 V
Overvoltage category	III
Degree of pollution	3
Rated surge voltage	6 kV
Ambient temperature (operation)	-40 °C ... 105 °C

Cable/line

Cable length	10 m
--------------	------

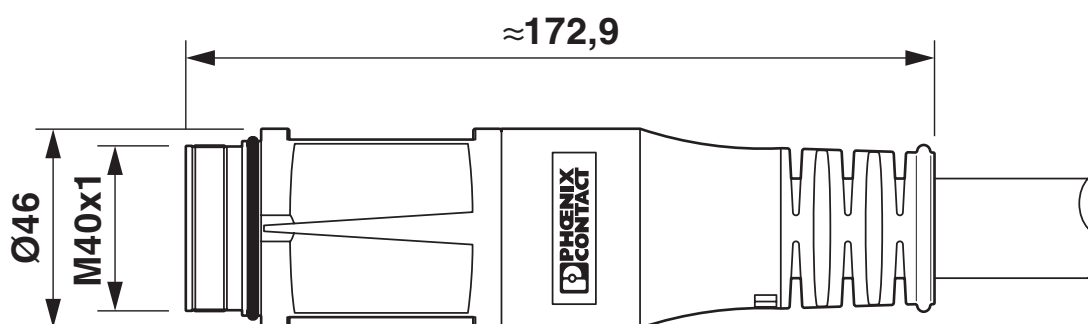
K-7E-M40 M9/010-D04/M40 F8 - Connector in molded plastic on both sides

1620387

<https://www.phoenixcontact.com/pc/products/1620387>

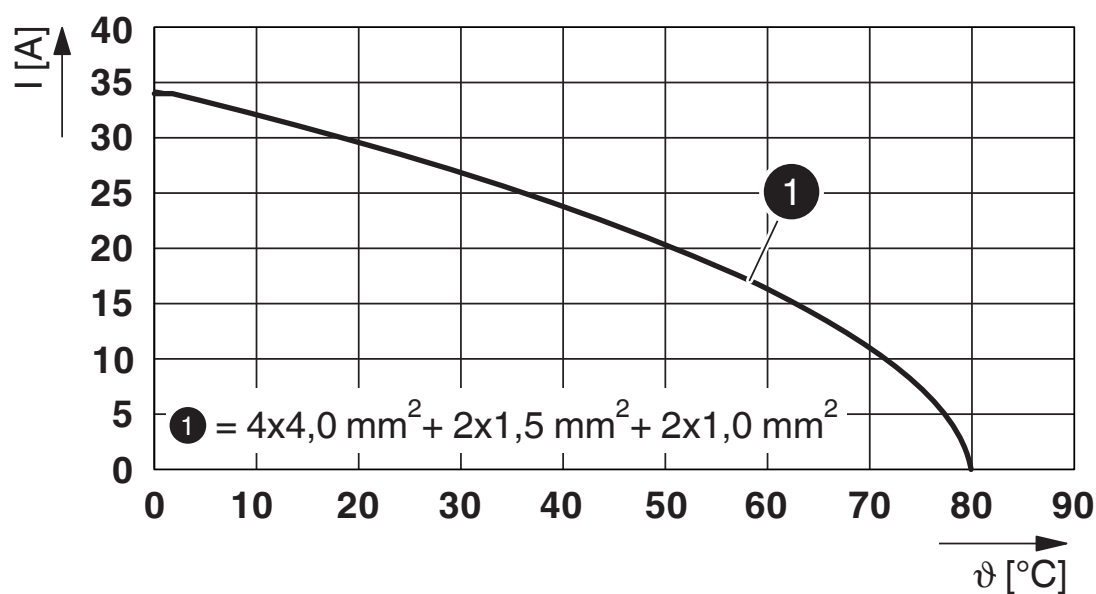
Drawings

Dimensional drawing



Pin side

Diagram



I = current strength, T = ambient temperature

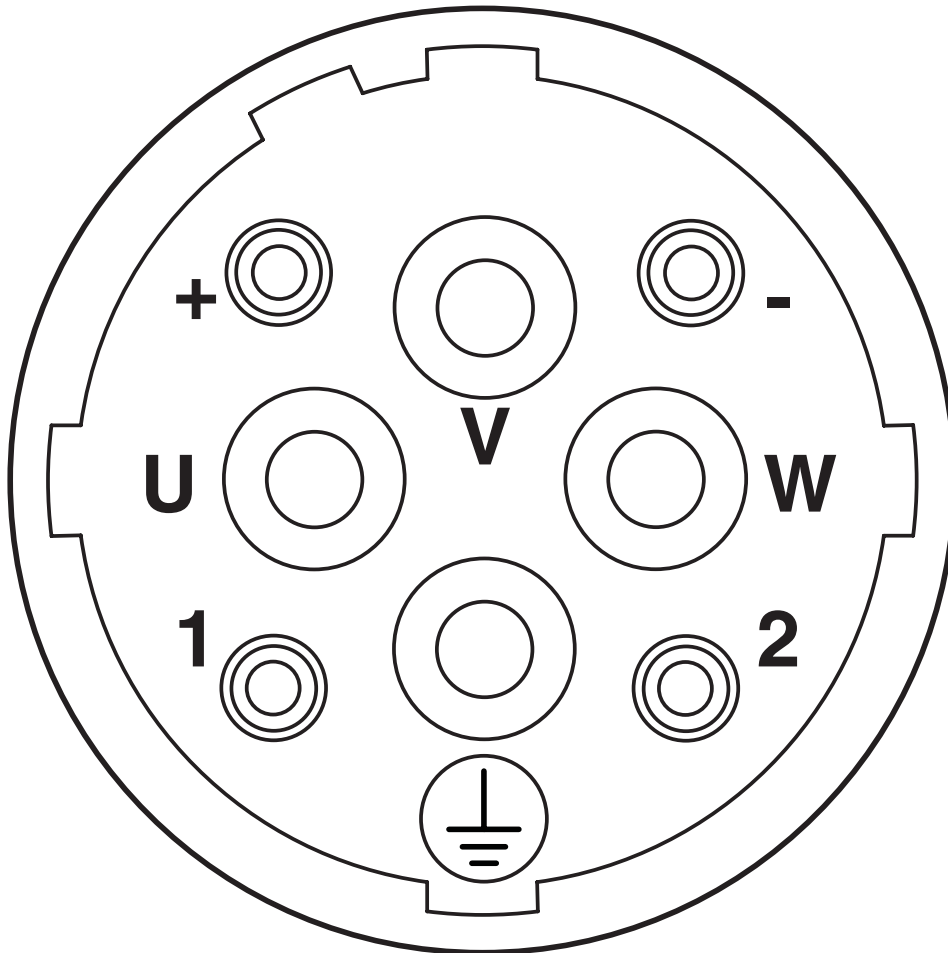
K-7E-M40 M9/010-D04/M40 F8 - Connector in molded plastic on both sides



1620387

<https://www.phoenixcontact.com/pc/products/1620387>

Schematic diagram



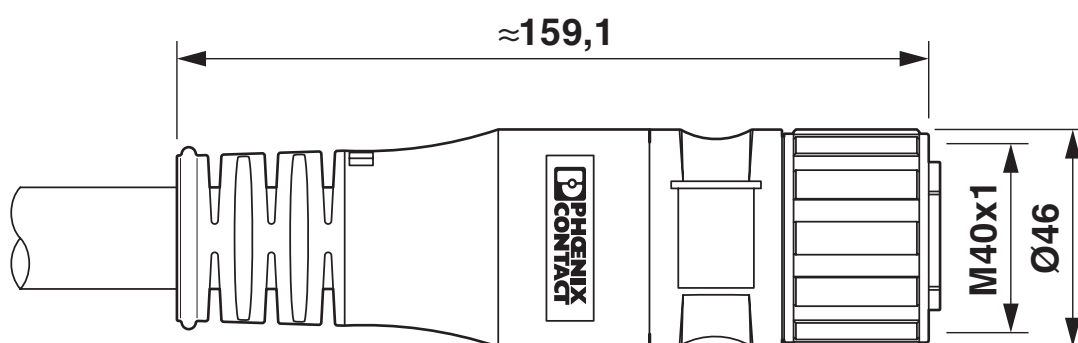
Socket pin assignment

K-7E-M40 M9/010-D04/M40 F8 - Connector in molded plastic on both sides

1620387

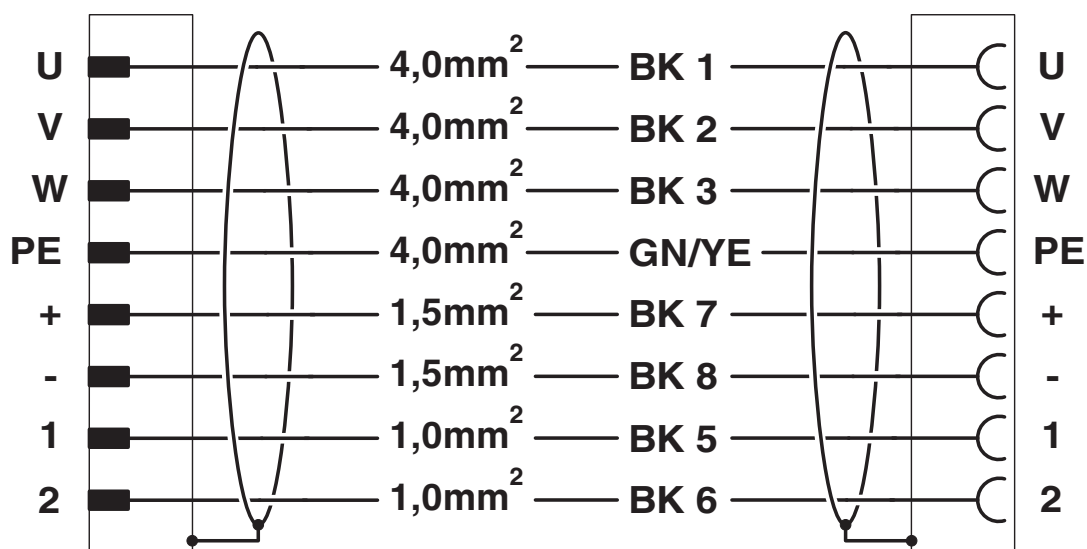
<https://www.phoenixcontact.com/pc/products/1620387>

Dimensional drawing



On the female side

Circuit diagram

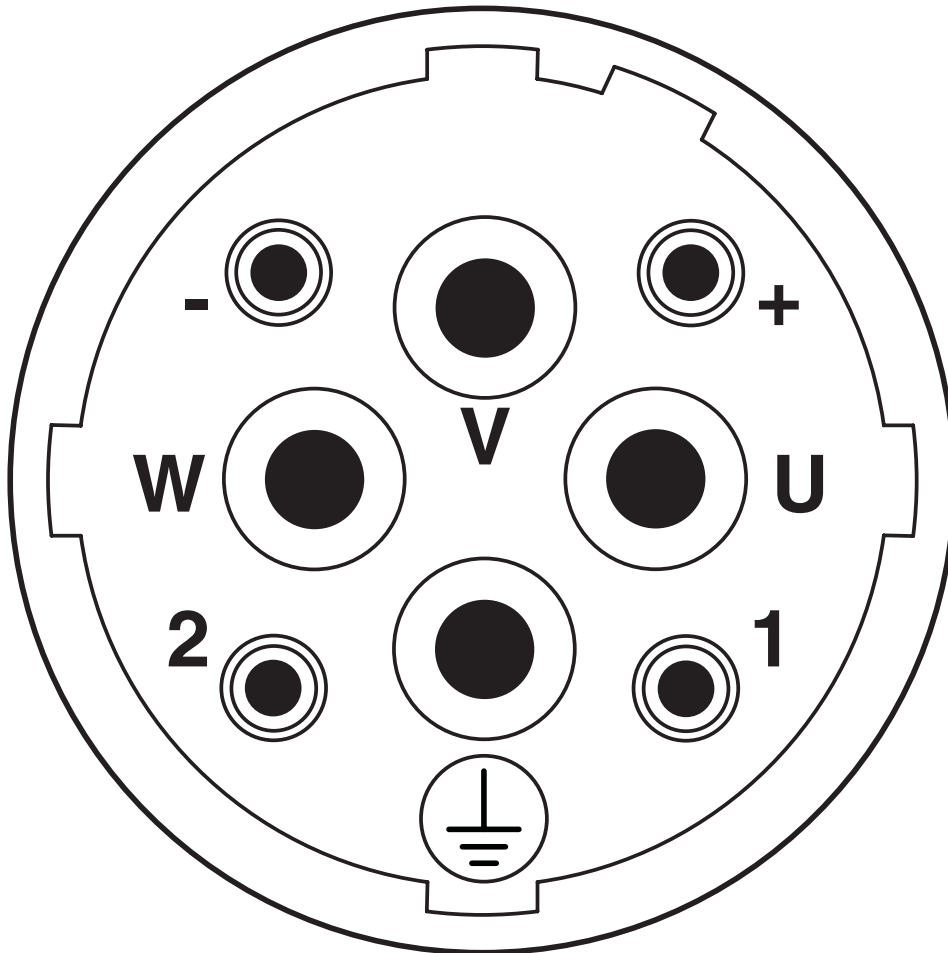


K-7E-M40 M9/010-D04/M40 F8 - Connector in molded plastic on both sides

1620387

<https://www.phoenixcontact.com/pc/products/1620387>

Schematic diagram



Pin assignment of pin

K-7E-M40 M9/010-D04/M40 F8 - Connector in molded plastic on both sides



1620387
<https://www.phoenixcontact.com/pc/products/1620387>

Classifications

ECLASS

ECLASS-11.0	27060106
ECLASS-12.0	27060106
ECLASS-13.0	27060106

ETIM

ETIM 9.0	EC003250
----------	----------

UNSPSC

UNSPSC 21.0	26121600
-------------	----------

K-7E-M40 M9/010-D04/M40 F8 - Connector in molded plastic on both sides



1620387
<https://www.phoenixcontact.com/pc/products/1620387>

Environmental product compliance

EU RoHS	
Fulfills EU RoHS substance requirements	Yes
Exemption	6(b), 6(b)-II, 6(c)
China RoHS	
Environment friendly use period (EFUP)	EFUP-50
	An article-related China RoHS declaration table can be found in the download area for the respective article under "Manufacturer declaration". For all articles with EFUP-E, no China RoHS declaration table issued and required.
EU REACH SVHC	
REACH candidate substance (CAS No.)	Lead(CAS: 7439-92-1)
SCIP	e8dcac6f-3e8f-4839-9108-5e13ecd66010

Phoenix Contact 2024 © - all rights reserved
<https://www.phoenixcontact.com>

PHOENIX CONTACT GmbH & Co. KG
Flachmarktstraße 8
D-32825 Blomberg
+49 (0) 5235-3 00
info@phoenixcontact.com