

SH-8ESS48A9LB3S - Coupler connector



1621546
<https://www.phoenixcontact.com/us/products/1621546>

Please be informed that the data shown in this PDF document is generated from our online catalog. Please find the complete data in the user documentation. Our general terms of use for downloads are valid.



M23, Coupler connector, series: SH, straight long, shielded: yes, for standard and SPEEDCON interlock, No. of pos.: 8+4+PE, contact connection type: Socket, Crimp connection, cable diameter range: 9 mm ... 12 mm, coding: N, Alternative product in accordance with RoHS II without Exemption 6c (Pb < 0.1 %) item no.: 1244442

Your advantages

- All housing can be fitted with pin or socket contacts
- A total of eight contacts are available for signal transmission
- Safe use in the field, thanks to high degree of protection
- Consistent EMC protection for reliable connection solutions in the industrial environment

Commercial data

Item number	1621546
Packing unit	1 pc
Minimum order quantity	1 pc
Note	Made to order (non-returnable)
Sales key	AB33
Product key	ABRCDG
Catalog page	Page 119 (C-2-2019)
GTIN	4046356936941
Weight per piece (including packing)	118 g
Weight per piece (excluding packing)	105 g
Customs tariff number	85366990
Country of origin	DE

SH-8ESS48A9LB3S - Coupler connector



1621546

<https://www.phoenixcontact.com/us/products/1621546>

Technical data

Notes

Safety note

Safety note

WARNING: The connectors may not be plugged in or disconnected under load. Ignoring the warning or improper use may damage persons and/or property.

- WARNING: Commission properly functioning products only. The products must be regularly inspected for damage. Decommission defective products immediately. Replace damaged products. Repairs are not possible.

- WARNING: Only electrically qualified personnel may install and operate the product. They must observe the following safety notes. The qualified personnel must be familiar with the basics of electrical engineering. They must be able to recognize and prevent danger. The relevant symbol on the packaging indicates that only personnel familiar with electrical engineering are allowed to install and operate the product.

- The products are suitable for applications in plant, controller, and electrical device engineering.

- When operating the connectors in outdoor applications, they must be separately protected against environmental influences.

- Assembled products may not be manipulated or improperly opened.

- Only use mating connectors that are specified in the technical data of the standards listed (e.g. the ones listed in the product accessories online at [phoenixcontact.com/products](https://www.phoenixcontact.com/products)).

- When using the product in direct connection with third-party manufacturers, the user is responsible.

- For operating voltages > 50 V AC, conductive connector housings must be grounded

- Ensure that the protective or functional ground has been properly connected.

- VDE 0100/1.97 § 411.1.3.2 and DIN EN 60 204/11.98 § 14.1.3 are applicable when combining several circuits in a cable and/or connector

- Only use tools recommended by Phoenix Contact

- The installation notes/Design In documents online on the download page at [phoenixcontact.com/products](https://www.phoenixcontact.com/products) must be observed for this product.

- Operate the connector only when it is fully plugged in and interlocked.

- Ensure that when laying the cable, the tensile load on the connectors does not exceed the upper limit specified in the standards.

- Observe the minimum bending radius of the cable. Lay the cable without twisting it.

- The connector warms up in normal operation. Depending on the ambient conditions, the surface of the connector can continue to warm up. In this case, the user is responsible for posting warnings (e.g. DIN EN ISO 13732-1:2008-12).

SH-8ESS48A9LB3S - Coupler connector



1621546

<https://www.phoenixcontact.com/us/products/1621546>

Product properties

Product type	Circular connector (cable-side)
--------------	---------------------------------

Connector

Connection 1

Head design	Socket
-------------	--------

Insulating body

Note	Order information: Crimp contacts, 8 x Ø 1 mm, 5 x Ø 2 mm, order separately
Protection against electric shock	IEC 61984 and VDE 0623
Coding	N
Insulation body material	PA 6.6
Insertion/withdrawal cycles	100
Connection method	Crimp connection
Contact switching type	Socket
Application	Hybrid
Number of positions	13
Connection profile	8+4+PE
Contact diameter Power contacts	2 mm
Litz wire cross-section Power contacts min.	0.25 mm ²
Litz wire cross-section Power contacts max.	4 mm ²
Rated current Power contacts	30 A
Rated surge voltage	6 kV
Rated voltage (II/3) power contact	850 V DC
Rated voltage (III/3) power contact	630 V AC
Contact diameter Signal contacts	1 mm
Litz wire cross-section Signal contacts min.	0.06 mm ²
Litz wire cross-section Signal contacts max.	1 mm ²
Nominal current per signal contact	8 A
Note	for max. connection cross section
Rated surge voltage	1.5 kV
Rated voltage (III/3) signal contact	50 V
Installation height	2000 m

Housing

Note	The suitability for assembly must be checked when fully assigned with maximum wire cross sections.
Housing material	Turned parts: copper zinc alloy (CuZn), die-cast parts: zinc (GD-Zn)
Type of locking	for standard and SPEEDCON interlock
Pg screw connection	none

SH-8ESS48A9LB3S - Coupler connector



1621546

<https://www.phoenixcontact.com/us/products/1621546>

Degree of protection (plugged in)	IP67
	IP68
Thread type	M23

Seal

External cable diameter	9 mm ... 12 mm
-------------------------	----------------

Environmental and real-life conditions

Ambient conditions

Ambient temperature (operation)	-40 °C ... 115 °C (see derating curve)
Ambient temperature (storage/transport)	15 °C ... 25 °C
Permissible humidity (storage/transport)	50 % ... 65 %

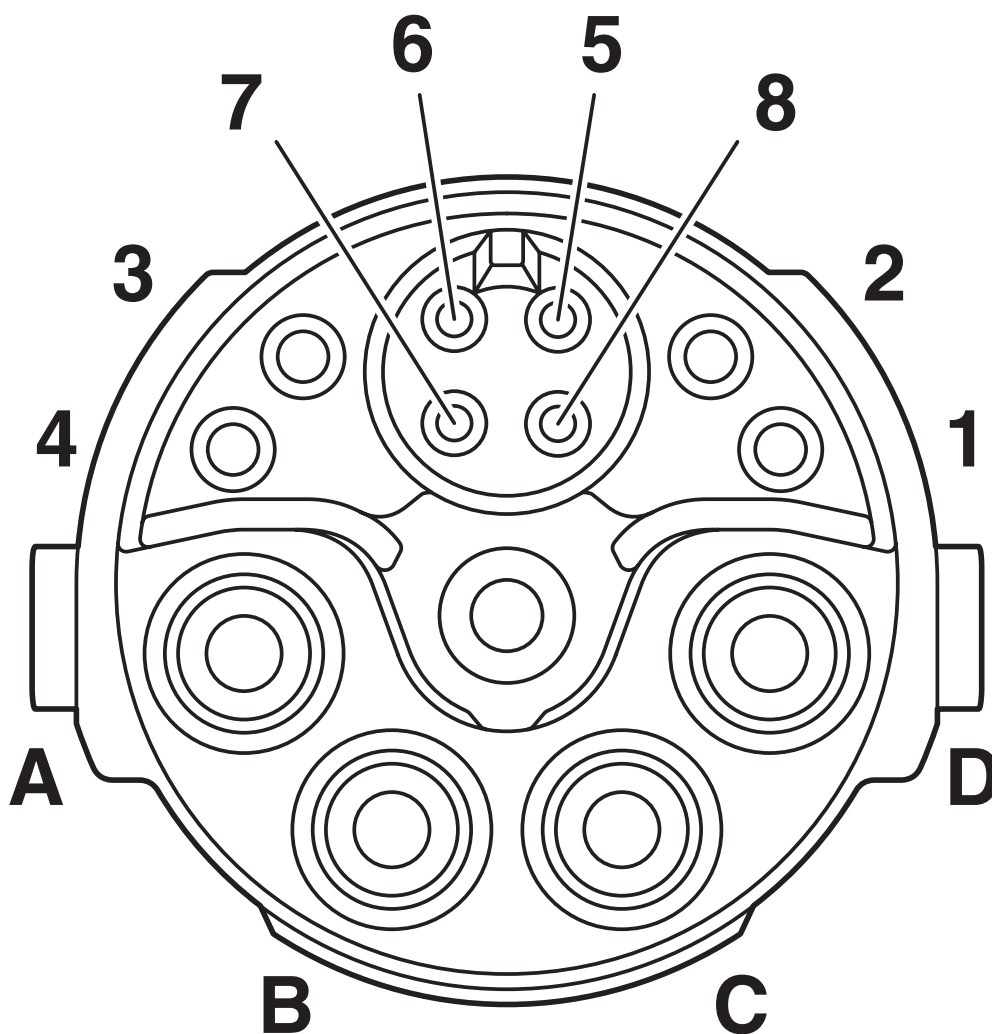
SH-8ESS48A9LB3S - Coupler connector

1621546

<https://www.phoenixcontact.com/us/products/1621546>

Drawings

Schematic diagram



Socket pin assignment, signal

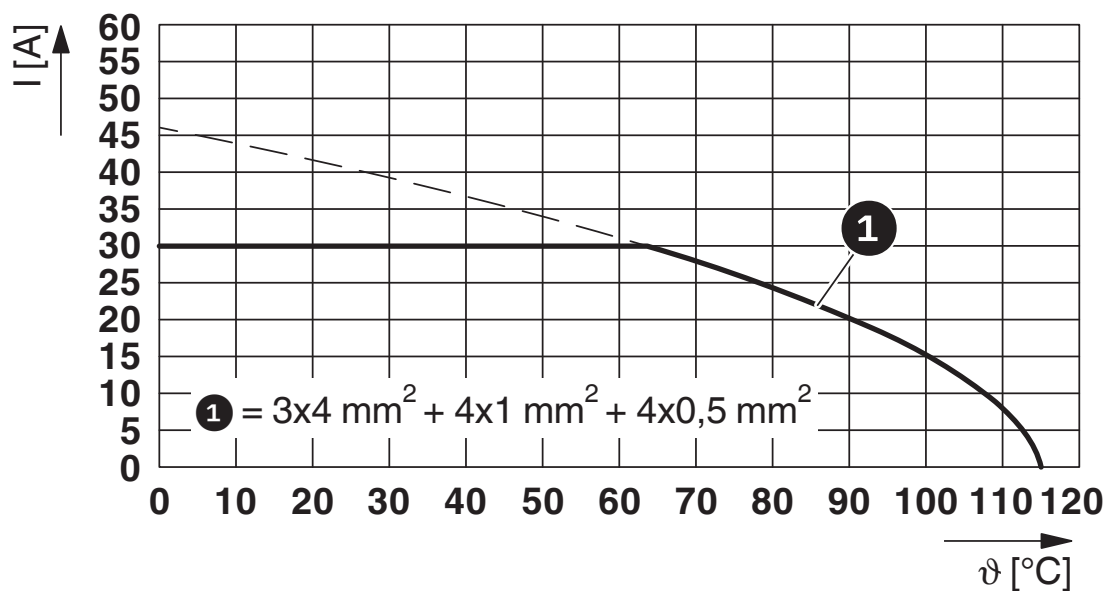
SH-8ESS48A9LB3S - Coupler connector



1621546

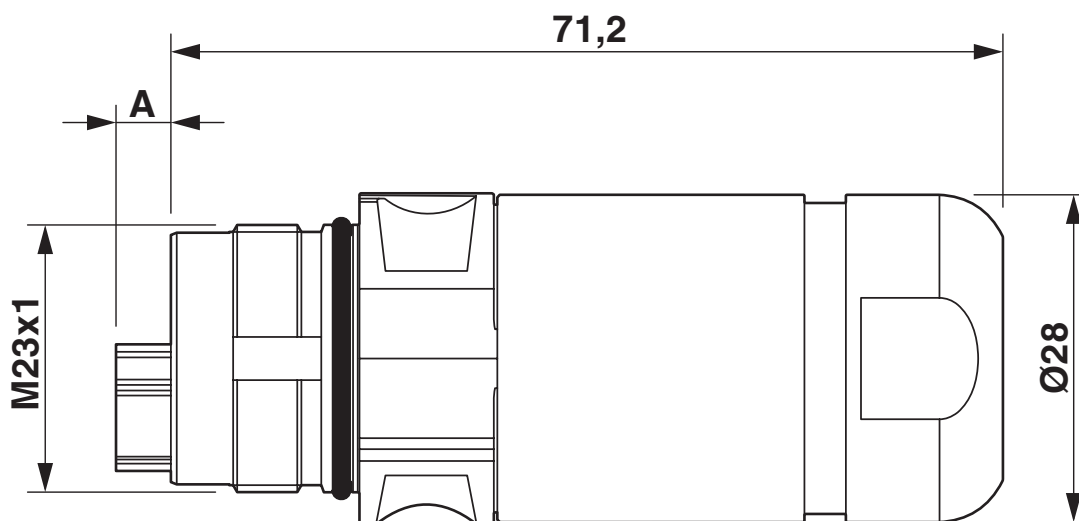
<https://www.phoenixcontact.com/us/products/1621546>

Diagram



I = current strength, ϑ = ambient temperature, power contacts A-C: 3 x up to 30 A, signal contacts: 4 x 2 A constant, data contacts: 4 x 1 A constant

Dimensional drawing



Pin version: dimension A = 4.7 mm, socket version: dimension A = 0 mm

SH-8ESS48A9LB3S - Coupler connector




1621546


<https://www.phoenixcontact.com/us/products/1621546>

Approvals

To download certificates, visit the product detail page: <https://www.phoenixcontact.com/us/products/1621546>



cUL Recognized
Approval ID: E153698-20181206



UL Recognized
Approval ID: E153698-20181206

cULus Recognized

SH-8ESS48A9LB3S - Coupler connector



1621546

<https://www.phoenixcontact.com/us/products/1621546>

Classifications

ECLASS

ECLASS-11.0	27440102
ECLASS-12.0	27440116
ECLASS-13.0	27440116

ETIM

ETIM 9.0	EC002635
----------	----------

UNSPSC

UNSPSC 21.0	39121400
-------------	----------

SH-8ESS48A9LB3S - Coupler connector



1621546
<https://www.phoenixcontact.com/us/products/1621546>

Environmental product compliance

REACH SVHC	Lead 7439-92-1
China RoHS	Environmentally Friendly Use Period = 50 years
	For information on hazardous substances, refer to the manufacturer's declaration available under "Downloads"

Phoenix Contact 2024 © - all rights reserved
<https://www.phoenixcontact.com>

Phoenix Contact USA
586 Fulling Mill Road
Middletown, PA 17057, United States
(+717) 944-1300
info@phoenixcon.com