


# SH-8EPS48AWA00S - Device connector front mounting



1621570

<https://www.phoenixcontact.com/us/products/1621570>

Please be informed that the data shown in this PDF document is generated from our online catalog. Please find the complete data in the user documentation. Our general terms of use for downloads are valid.



M23, Device connector front mounting, series: SH, straight, shielded: yes, for standard and SPEEDCON interlock, No. of pos.: 8+4+PE, contact connection type: Pin, Crimp connection, Axial O-ring, 4x Ø 3.2, flange dimensions: 26 mm x 26 mm, coding: N

## Your advantages

- All housing can be fitted with pin or socket contacts
- A total of eight contacts are available for signal transmission
- Safe use in the field, thanks to high degree of protection
- Consistent EMC protection for reliable connection solutions in the industrial environment

## Commercial data

Item number	1621570
Packing unit	1 pc
Minimum order quantity	1 pc
Sales key	AB33
Product key	ABRCDL
Catalog page	Page 119 (C-2-2019)
GTIN	4046356937184
Weight per piece (including packing)	54.4 g
Weight per piece (excluding packing)	40 g
Customs tariff number	85366990
Country of origin	DE

# SH-8EPS48AWA00S - Device connector front mounting



1621570

<https://www.phoenixcontact.com/us/products/1621570>

## Technical data

### Notes

#### Safety note

##### Safety note

WARNING: The connectors may not be plugged in or disconnected under load. Ignoring the warning or improper use may damage persons and/or property.

- WARNING: Commission properly functioning products only. The products must be regularly inspected for damage. Decommission defective products immediately. Replace damaged products. Repairs are not possible.

- WARNING: Only electrically qualified personnel may install and operate the product. They must observe the following safety notes. The qualified personnel must be familiar with the basics of electrical engineering. They must be able to recognize and prevent danger. The relevant symbol on the packaging indicates that only personnel familiar with electrical engineering are allowed to install and operate the product.

- The products are suitable for applications in plant, controller, and electrical device engineering.

- When operating the connectors in outdoor applications, they must be separately protected against environmental influences.

- Assembled products may not be manipulated or improperly opened.

- Only use mating connectors that are specified in the technical data of the standards listed (e.g. the ones listed in the product accessories online at [phoenixcontact.com/products](https://www.phoenixcontact.com/products)).

- When using the product in direct connection with third-party manufacturers, the user is responsible.

- For operating voltages > 50 V AC, conductive connector housings must be grounded

- Ensure that the protective or functional ground has been properly connected.

- VDE 0100/1.97 § 411.1.3.2 and DIN EN 60 204/11.98 § 14.1.3 are applicable when combining several circuits in a cable and/or connector

- Only use tools recommended by Phoenix Contact

- The installation notes/Design In documents online on the download page at [phoenixcontact.com/products](https://www.phoenixcontact.com/products) must be observed for this product.

- Operate the connector only when it is fully plugged in and interlocked.

- Ensure that when laying the cable, the tensile load on the connectors does not exceed the upper limit specified in the standards.

- Observe the minimum bending radius of the cable. Lay the cable without twisting it.

- The connector warms up in normal operation. Depending on the ambient conditions, the surface of the connector can continue to warm up. In this case, the user is responsible for posting warnings (e.g. DIN EN ISO 13732-1:2008-12).

# SH-8EPS48AWA00S - Device connector front mounting



1621570

<https://www.phoenixcontact.com/us/products/1621570>

## Mounting

Mounting	4x Ø 3.2
----------	----------

## Product properties

Product type	Circular connectors (device side)
--------------	-----------------------------------

### Data management status

Article revision	10
------------------	----

## Dimensions

### Housing

Flange dimensions	26 mm x 26 mm
-------------------	---------------

## Material specifications

Flammability rating according to UL 94	V0
--	----

## Connector

Type	straight
------	----------

### Insulating body

Note	Order information: Crimp contacts, 8 x Ø 1 mm, 5 x Ø 2 mm, order separately
Protection against electric shock	IEC 61984 and VDE 0623
Coding	N
Insulation body material	PA 6.6
Insertion/withdrawal cycles	100
Connection method	Crimp connection
Contact switching type	Pin
Application	Hybrid
Number of positions	13
Connection profile	8+4+PE
Contact diameter <b>Power contacts</b>	2 mm
Litz wire cross-section <b>Power contacts</b> min.	0.25 mm <sup>2</sup>
Litz wire cross-section <b>Power contacts</b> max.	4 mm <sup>2</sup>
Rated current <b>Power contacts</b>	30 A
Rated surge voltage	6 kV
Rated voltage (II/3) power contact	850 V DC
Rated voltage (III/3) power contact	630 V AC
Contact diameter <b>Signal contacts</b>	1 mm
Litz wire cross-section <b>Signal contacts</b> min.	0.06 mm <sup>2</sup>
Litz wire cross-section <b>Signal contacts</b> max.	1 mm <sup>2</sup>
Nominal current per signal contact	8 A

# SH-8EPS48AWA00S - Device connector front mounting



1621570

<https://www.phoenixcontact.com/us/products/1621570>

Note	for max. connection cross section
Rated surge voltage	1.5 kV
Rated voltage (III/3) signal contact	50 V
Installation height	2000 m

## Housing

Housing material	Turned parts: copper zinc alloy (CuZn), die-cast parts: zinc (GD-Zn)
Flange dimensions	26 mm x 26 mm
Type of locking	for standard and SPEEDCON interlock
Pg screw connection	none
Degree of protection (plugged in)	IP67
	IP68
Thread type	M23

## Environmental and real-life conditions

### Ambient conditions

Ambient temperature (operation)	-40 °C ... 115 °C (see derating curve)
Ambient temperature (storage/transport)	15 °C ... 25 °C
Permissible humidity (storage/transport)	50 % ... 65 %

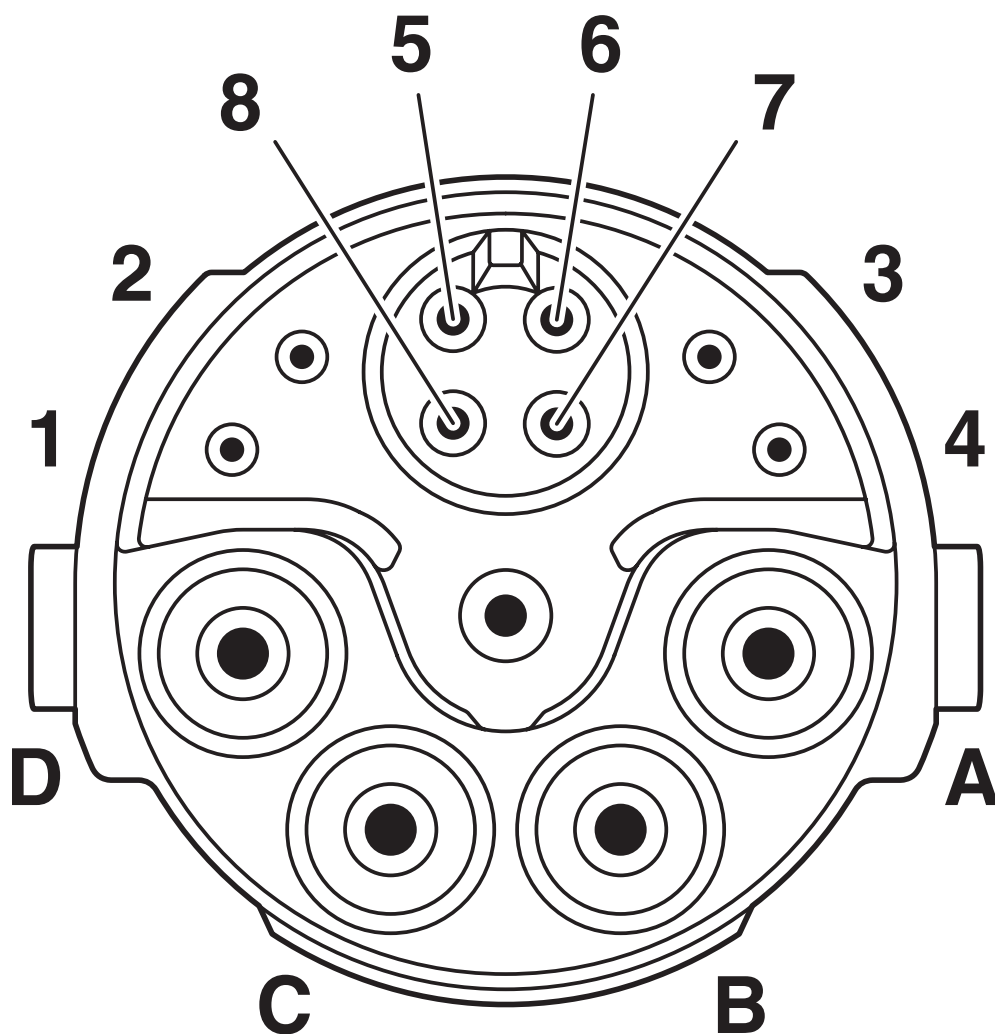
# SH-8EPS48AWA00S - Device connector front mounting

1621570

<https://www.phoenixcontact.com/us/products/1621570>

## Drawings

Schematic diagram



Pin assignment of pin, signal

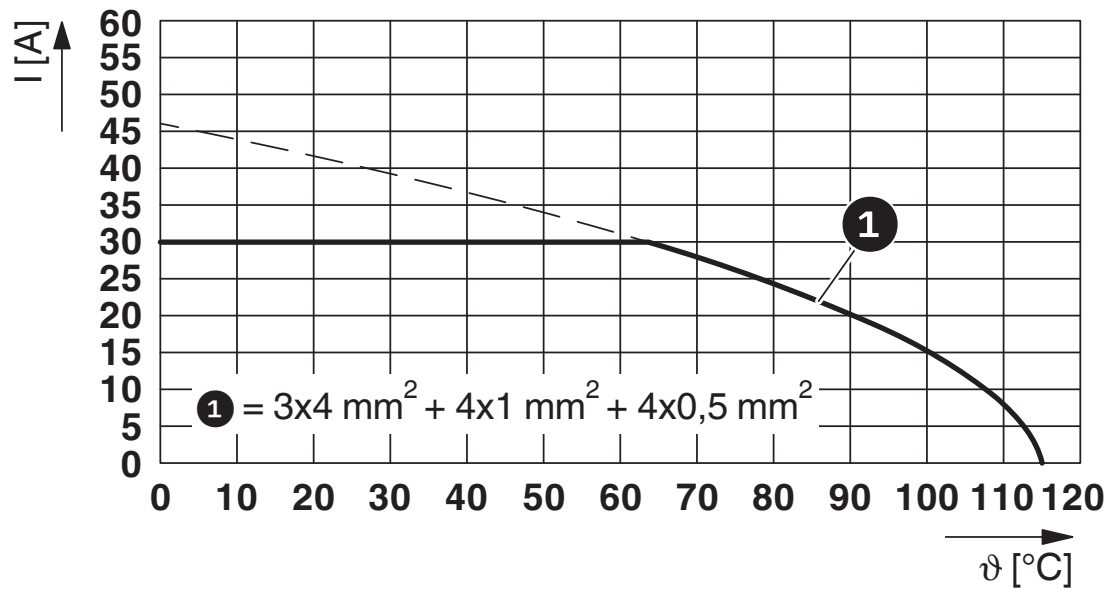
# SH-8EPS48AWA00S - Device connector front mounting



1621570

<https://www.phoenixcontact.com/us/products/1621570>

Diagram



$I$  = current strength,  $\vartheta$  = ambient temperature, power contacts A-C: 3 x up to 30 A, signal contacts: 4 x 2 A constant, data contacts: 4 x 1 A constant


# SH-8EPS48AWA00S - Device connector front mounting




1621570  
<https://www.phoenixcontact.com/us/products/1621570>

## Approvals

To download certificates, visit the product detail page: <https://www.phoenixcontact.com/us/products/1621570>



**cUL Recognized**  
Approval ID: E153698-20181206



**UL Recognized**  
Approval ID: E153698-20181206

**cULus Recognized**

1621570  
<https://www.phoenixcontact.com/us/products/1621570>

Classifications

ECLASS

ECLASS-11.0	27440109
ECLASS-12.0	27440109
ECLASS-13.0	27440109

ETIM

ETIM 9.0	EC003569
----------	----------

UNSPSC

UNSPSC 21.0	39121400
-------------	----------



1621570  
<https://www.phoenixcontact.com/us/products/1621570>

Environmental product compliance

EU RoHS	
Fulfills EU RoHS substance requirements	Yes, No exemptions
China RoHS	
Environment friendly use period (EFUP)	EFUP-E
	No hazardous substances above the limits
EU REACH SVHC	
REACH candidate substance (CAS No.)	No substance above 0.1 wt%

# SH-8EPS48AWA00S - Device connector front mounting



1621570

<https://www.phoenixcontact.com/us/products/1621570>

## Accessories

### SH-Z2302 - Metal protective cap

1622139

<https://www.phoenixcontact.com/us/products/1622139>



Metal protective cap, Screw locking mechanism, M23, degree of protection: IP67/68/69K, series: SH, Alternative product in accordance with RoHS II without Exemption 6c (Pb < 0.1 %) item no.: 1244540

---

### SH-Z2304 - Protective cap

1622137

<https://www.phoenixcontact.com/us/products/1622137>



Plastic protection cap for M23 hybrid connectors with external thread

## SH-8EPS48AWA00S - Device connector front mounting



1621570

<https://www.phoenixcontact.com/us/products/1621570>

### SH-Z2303 - Metal protective cap

1622138

<https://www.phoenixcontact.com/us/products/1622138>



Metal protective cap, Screw locking mechanism, M23, degree of protection: IP67/68/69K, series: SH

---

### PROT-M23PRO-OT-IP20 - Plastic protective cap

1055753

<https://www.phoenixcontact.com/us/products/1055753>



Plastic protective cap, M23, degree of protection: IP20, series: M23 PRO

# SH-8EPS48AWA00S - Device connector front mounting



1621570

<https://www.phoenixcontact.com/us/products/1621570>

## ST-10KP010 - Crimp contact

1618255

<https://www.phoenixcontact.com/us/products/1618255>



Crimp contact, Pin, turned, Single contact, contact diameter: 1 mm, crimp range: 0.06 mm<sup>2</sup> ... 0.25 mm<sup>2</sup>, Alternative product in accordance with RoHS II without Exemption 6c (Pb < 0.1 %) item no.: 1243215

---

## ST-10KP035 - Crimp contact

1618458

<https://www.phoenixcontact.com/us/products/1618458>



Crimp contact, Pin, turned, contact diameter: 1 mm, crimp range: 0.25 mm<sup>2</sup> ... 1 mm<sup>2</sup>, Alternative product in accordance with RoHS II without Exemption 6c (Pb < 0.1 %) item no.: 1243215

# SH-8EPS48AWA00S - Device connector front mounting



1621570

<https://www.phoenixcontact.com/us/products/1621570>

## SF-20KP021 - Crimp contact

1621579

<https://www.phoenixcontact.com/us/products/1621579>



Crimp contact, Pin, turned, contact diameter: 2 mm, crimp range: 0.25 mm<sup>2</sup> ... 1 mm<sup>2</sup>, Alternative product in accordance with RoHS II without Exemption 6c (Pb < 0.1 %) item no.: 1244464

---

## SF-20KP022 - Crimp contact

1621580

<https://www.phoenixcontact.com/us/products/1621580>



Crimp contact, Pin, turned, contact diameter: 2 mm, crimp range: 1.5 mm<sup>2</sup> ... 2.5 mm<sup>2</sup>, Alternative product in accordance with RoHS II without Exemption 6c (Pb < 0.1 %) item no.: 1244464

# SH-8EPS48AWA00S - Device connector front mounting



1621570

<https://www.phoenixcontact.com/us/products/1621570>

## SF-20KP023 - Crimp contact

1621581

<https://www.phoenixcontact.com/us/products/1621581>



Crimp contact, Pin, turned, contact diameter: 2 mm, crimp range: 2.5 mm<sup>2</sup> ... 4 mm<sup>2</sup>, Alternative product in accordance with RoHS II without Exemption 6c (Pb < 0.1 %) item no.: 1244465


---

## RF-Z0017 - Color coding

1620624

<https://www.phoenixcontact.com/us/products/1620624>

Color coding, color: green



# SH-8EPS48AWA00S - Device connector front mounting



1621570


<https://www.phoenixcontact.com/us/products/1621570>

## RF-Z0018 - Color coding

1620625

<https://www.phoenixcontact.com/us/products/1620625>

Color coding, color: orange



---

## RF-Z0019 - Color coding

1620626

<https://www.phoenixcontact.com/us/products/1620626>

Color coding, color: anthracite



---

Phoenix Contact 2024 © - all rights reserved  
<https://www.phoenixcontact.com>

Phoenix Contact USA  
586 Fulling Mill Road  
Middletown, PA 17057, United States  
(+717) 944-1300  
[info@phoenixcon.com](mailto:info@phoenixcon.com)