

Please be informed that the data shown in this PDF document is generated from our online catalog. Please find the complete data in the user documentation. Our general terms of use for downloads are valid.



M23, Device connector front mounting, series: RC, angled rotatable, shielded: yes, for standard and SPEEDCON interlock, No. of pos.: 12, Direction of rotation: Standard, contact connection type: Pin, Solder connection, Axial O-ring, 4x Ø 3.2, coding: N, Alternative product in accordance with RoHS II without Exemption 6c (Pb < 0.1 %) item no.: 1244475

Your advantages

- Easy connection, thanks to infinitely adjustable cable outlet direction up to 310°
- Safe use in the field, thanks to high degree of protection
- Connector for flexible on-site assembly
- Consistent EMC protection for reliable transmission of signals
- Solder connection: proven connection technology for various litz wires

Commercial data

Item number	1621741
Packing unit	1 pc
Minimum order quantity	1 pc
Note	Made to order (non-returnable)
Sales key	AB31
Product key	ABRAEM
Catalog page	Page 104 (C-2-2019)
GTIN	4055626000572
Weight per piece (including packing)	126.6 g
Weight per piece (excluding packing)	126.6 g
Customs tariff number	85366990
Country of origin	DE

CA-12P1N12AD00 - Device connector front mounting



1621741

<https://www.phoenixcontact.com/ca/products/1621741>

Technical data

Product properties

Product type	Circular connectors (device side)
--------------	-----------------------------------

Connector

Insulating body

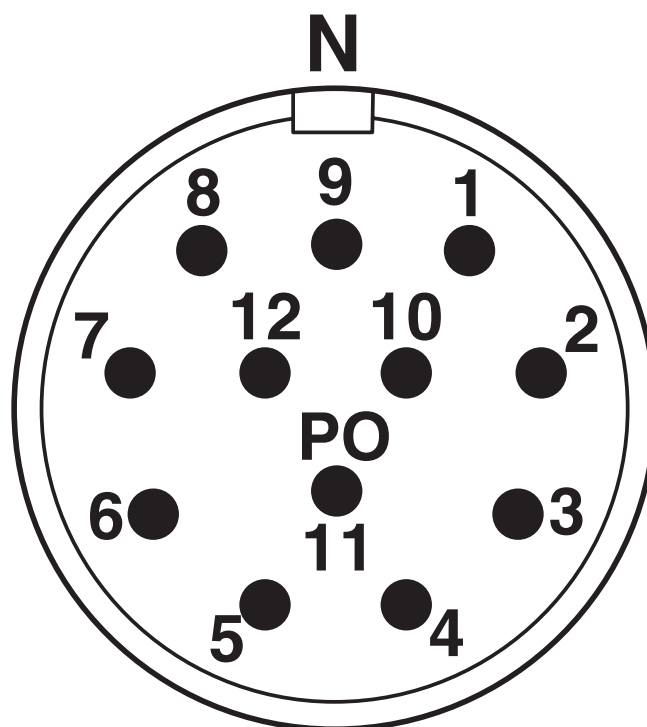
Coding	N
Insulation body material	PBT
Contact material	CuZn
Contact surface material	Ni/Au
Insertion/withdrawal cycles	100
Connection method	Solder connection
Contact switching type	Pin
Application	Signal
Number of positions	12
Direction of rotation	Standard
Connection profile	12
Rated voltage	48 V AC
	74 V DC
Rated surge voltage	1.5 kV
Overvoltage category	III
Degree of pollution	3
Contact diameter Signal contacts	1 mm
Litz wire cross-section Signal contacts max.	1 mm²
Nominal current per signal contact	8 A

Housing

Housing material	Turned parts: copper zinc alloy (CuZn), die-cast parts: zinc (GD-Zn)
Type of locking	for standard and SPEEDCON interlock
Pg screw connection	none
Degree of protection (plugged in)	IP67
Thread type	M23

Drawings

Schematic diagram



Connector pin assignment

CA-12P1N12AD00 - Device connector front mounting





1621741

<https://www.phoenixcontact.com/ca/products/1621741>

Approvals

To download certificates, visit the product detail page: <https://www.phoenixcontact.com/ca/products/1621741>

 cUL Recognized Approval ID: E335019-20141210				
	Nominal voltage U_N	Nominal current I_N	Cross section AWG	Cross section mm^2
	48 V	6 A	18 - 18	-

 UL Recognized Approval ID: E335019-20141210				
	Nominal voltage U_N	Nominal current I_N	Cross section AWG	Cross section mm^2
	48 V	8 A	18 - 18	-

cULus Recognized				
-------------------------	--	--	--	--

CA-12P1N12AD00 - Device connector front mounting



1621741

<https://www.phoenixcontact.com/ca/products/1621741>

Classifications

ECLASS

ECLASS-11.0	27440102
ECLASS-12.0	27440116
ECLASS-13.0	27440116

ETIM

ETIM 9.0	EC002635
----------	----------

UNSPSC

UNSPSC 21.0	39121100
-------------	----------

Environmental product compliance

EU RoHS	
Fulfills EU RoHS substance requirements	Yes
Exemption	6(c)
China RoHS	
Environment friendly use period (EFUP)	EFUP-50
	An article-related China RoHS declaration table can be found in the download area for the respective article under "Manufacturer declaration". For all articles with EFUP-E, no China RoHS declaration table issued and required.
EU REACH SVHC	
REACH candidate substance (CAS No.)	Lead(CAS: 7439-92-1)
SCIP	11ae2686-b838-4439-b72e-264290391f84