

K-8E-M23M8/5,0-H00/M23F8-C5-S - Connector in molded plastic on both sides



1622248

<https://www.phoenixcontact.com/us/products/1622248>

Please be informed that the data shown in this PDF document is generated from our online catalog. Please find the complete data in the user documentation. Our general terms of use for downloads are valid.



Connector in molded plastic on both sides, series: KSH, M23-Socket, Straight, plastic molded, number of positions: 4+4+4+PE, type of locking: SPEEDCON, on M23-Pin, Straight, plastic molded, number of positions: 4+4+4+PE, type of locking: SPEEDCON, cable length: 5 m, shielded: yes, color of outer sheath: orange RAL 2003, Alternative product in accordance with RoHS II without Exemption 6c (Pb < 0.1 %) item no.: 1244566

Your advantages

- Transmission of signals, data, and power in just a single connector
- CAT5 data interface for up to 100 Mbps
- Our standard: robust halogen-free PUR cable
- Simple and safe: 100% electrically tested and assembled ready for use
- Designs with preassembled cables on one or both sides
- Customer-specific assemblies and cable lengths can be supplied

Commercial data

Item number	1622248
Packing unit	1 pc
Minimum order quantity	1 pc
Note	Made to order (non-returnable)
Sales key	AB34
Product key	ABRDGG
Catalog page	Page 226 (C-2-2019)
GTIN	4055626070049
Weight per piece (including packing)	2,051 g
Weight per piece (excluding packing)	1,842 g
Customs tariff number	85444290
Country of origin	DE

K-8E-M23M8/5,0-H00/M23F8-C5-S - Connector in molded plastic on both sides



1622248

<https://www.phoenixcontact.com/us/products/1622248>

Technical data

Notes

Notes on operation	Observe derating curve.
--------------------	-------------------------

Safety note

Safety note	WARNING: The connectors may not be plugged in or disconnected under load. Ignoring the warning or improper use may damage persons and/or property.
	• WARNING: Commission properly functioning products only. The products must be regularly inspected for damage. Decommission defective products immediately. Replace damaged products. Repairs are not possible.
	• WARNING: Only electrically qualified personnel may install and operate the product. They must observe the following safety notes. The qualified personnel must be familiar with the basics of electrical engineering. They must be able to recognize and prevent danger. The relevant symbol on the packaging indicates that only personnel familiar with electrical engineering are allowed to install and operate the product.
	• The products are suitable for applications in plant, controller, and electrical device engineering.
	• When operating the connectors in outdoor applications, they must be separately protected against environmental influences.
	• Assembled products may not be manipulated or improperly opened.
	• Only use mating connectors that are specified in the technical data of the standards listed (e.g. the ones listed in the product accessories online at phoenixcontact.com/products).
	• When using the product in direct connection with third-party manufacturers, the user is responsible.
	• For operating voltages > 50 V AC, conductive connector housings must be grounded
	• Ensure that the protective or functional ground has been properly connected.
	• VDE 0100/1.97 § 411.1.3.2 and DIN EN 60 204/11.98 § 14.1.3 are applicable when combining several circuits in a cable and/or connector
	• Only use tools recommended by Phoenix Contact
	• The installation notes/Design In documents online on the download page at phoenixcontact.com/products must be observed for this product.
	• Operate the connector only when it is fully plugged in and interlocked.
	• Ensure that when laying the cable, the tensile load on the connectors does not exceed the upper limit specified in the standards.

	• Observe the minimum bending radius of the cable. Lay the cable without twisting it.
	• The connector warms up in normal operation. Depending on the

K-8E-M23M8/5,0-H00/M23F8-C5-S - Connector in molded plastic on both sides



1622248

<https://www.phoenixcontact.com/us/products/1622248>

ambient conditions, the surface of the connector can continue to warm up. In this case, the user is responsible for posting warnings (e.g. DIN EN ISO 13732-1:2008-12).

Product properties

Product type	Signal and power cable
Data management status	
Article revision	11

Connector

Connector specifications

Type	Straight, plastic molded
Housing material	PUR
Thread type	M23
Type of locking	SPEEDCON
Degree of protection	IP67, when in locked state IP68, when in locked state
No. of pos.	4+4+4+PE
Direction of rotation	Standard
Contact switching type	Socket
Insertion/withdrawal cycles	100
Max. current	30 A
Voltage	630 V AC
Overvoltage category	III
Degree of pollution	3
Rated surge voltage	6 kV

Cable specifications

Cable type	HDSL11Y-J
Transmission speed	CAT5
Transmission speed	100 Mbps (Data interface)
Shielded	yes
Cable structure	(5x 2.5 + 2x (2x 0.5) + (4x 0.34)C) C
External cable diameter	15.50 mm ±0.5 mm
Outer sheath, material	PUR
Material wire insulation	TPE
External sheath, color	orange RAL 2003
Single wire, color	black 1, black 2, black 3, black 4, green/yellow Power wires + PE brown, violet, black 5, green Signal wires blue, yellow, white, orange Data wires
Nominal voltage, cable	1000 V (300 V signal)
Test voltage	4 kV (1.5 kV signal)

K-8E-M23M8/5,0-H00/M23F8-C5-S - Connector in molded plastic on both sides



1622248

<https://www.phoenixcontact.com/us/products/1622248>

Rated current	26 A (Power, in accordance with DIN VDE 0298-4 Tab. 11/5, at 15°C)
	8 A (Signal, according to DIN VDE 0298-4 tab. 11/5)
	3.6 A (Data, according to DIN VDE 0298-4 tab. 11/5)
Smallest bending radius, fixed installation	73 mm
Smallest bending radius, movable installation	148 mm
Max. bending cycles	1000000
Traversing path	6 m
Acceleration	30 m/s ²
Ambient temperature (operation) for fixed installation	-40 °C ... 80 °C (fixed installation)
Ambient temperature (operation) for flexible installation	-20 °C ... 80 °C (flexible installation)
UL AWM style	20234 / 10492 (80°C/1000 V)
Special properties	Flexible cable conduit capable
Flame resistance	IEC 60332-1-2
Halogen-free	in accordance with EN 50267-2-1
Resistance to oil	EN 60811-2-1

Connector specifications (second page)

Type	Straight, plastic molded
Housing material	PUR
Thread type	M23
Type of locking	SPEEDCON
Degree of protection	IP67, when in locked state
	IP68, when in locked state
No. of pos.	4+4+4+PE
Direction of rotation	Standard
Contact switching type	Pin
Insertion/withdrawal cycles	100
Max. current	30 A
Voltage	630 V AC
Overvoltage category	III
Degree of pollution	3
Rated surge voltage	6 kV

Electrical properties

Nominal current I_N	26 A
-----------------------	------

Cable/line

Cable length	5 m
--------------	-----

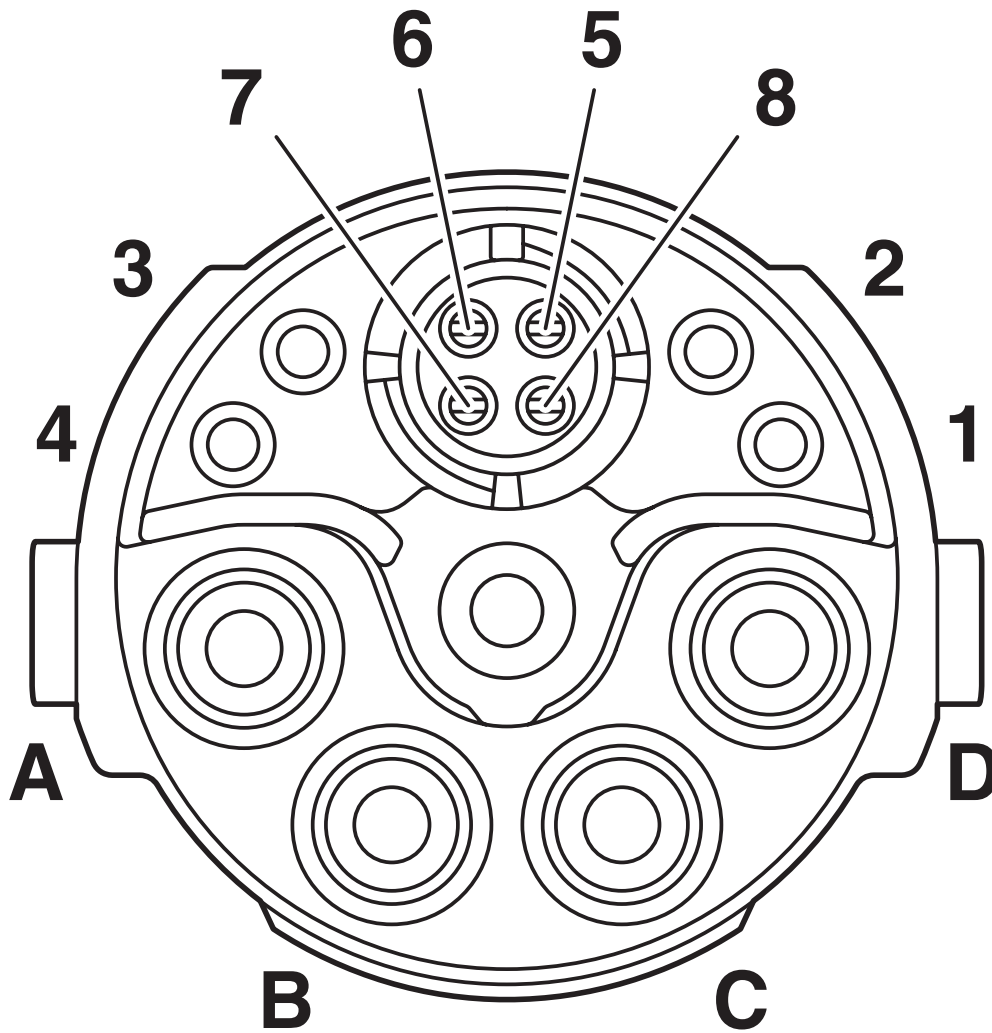
K-8E-M23M8/5,0-H00/M23F8-C5-S - Connector in molded plastic on both sides

1622248

<https://www.phoenixcontact.com/us/products/1622248>

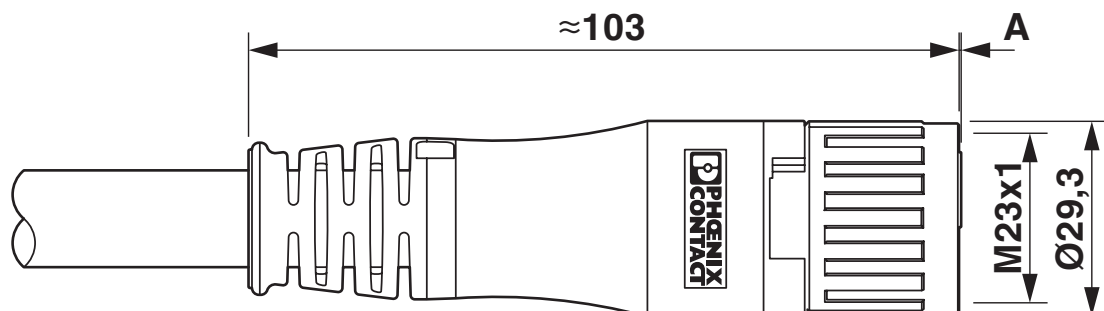
Drawings

Schematic diagram



Socket pin assignment

Dimensional drawing



Pin side; dimension A = ~ 0.3 mm

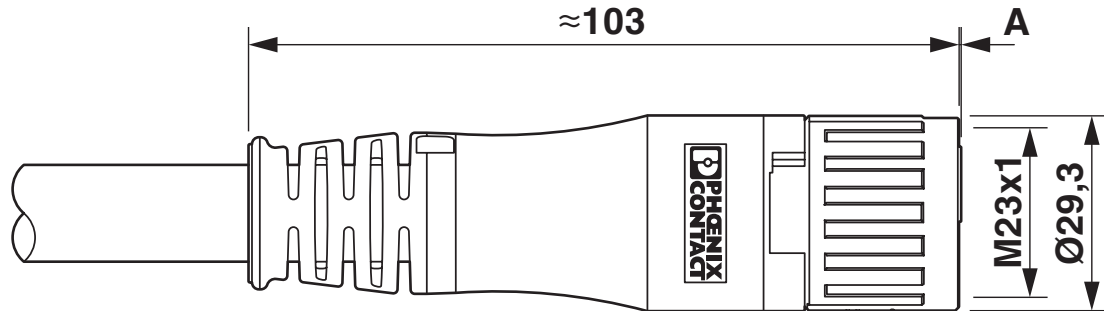
K-8E-M23M8/5,0-H00/M23F8-C5-S - Connector in molded plastic on both sides



1622248

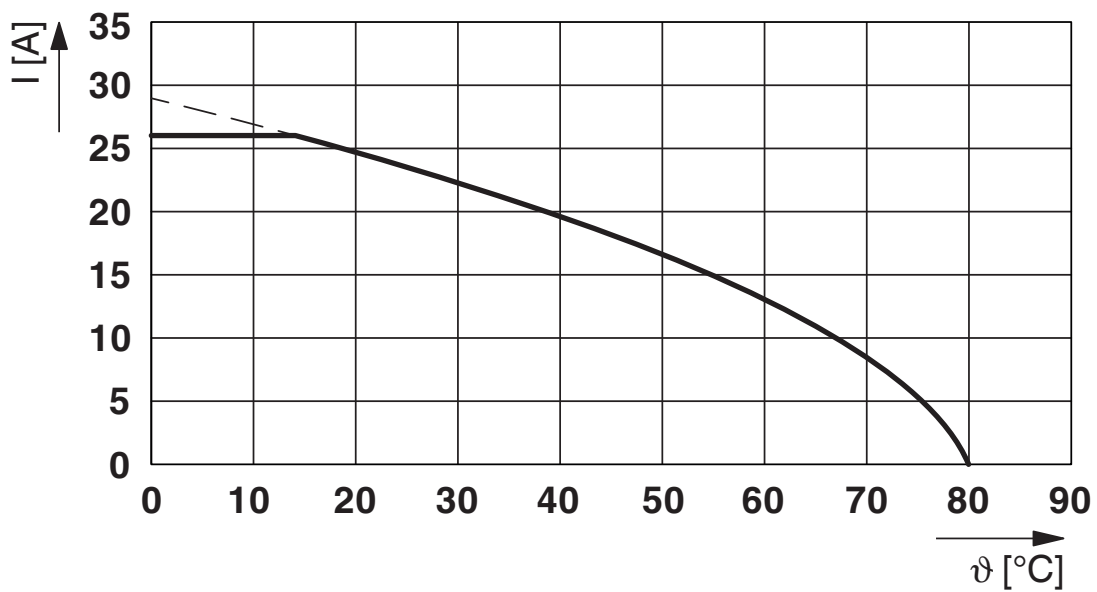
<https://www.phoenixcontact.com/us/products/1622248>

Dimensional drawing



Socket side, dimension A = 0 mm

Diagram



3 x 26 A + 4 x 2 A + 4 x 1 A


K-8E-M23M8/5,0-H00/M23F8-C5-S - Connector in
molded plastic on both sides



1622248

<https://www.phoenixcontact.com/us/products/1622248>

Circuit diagram

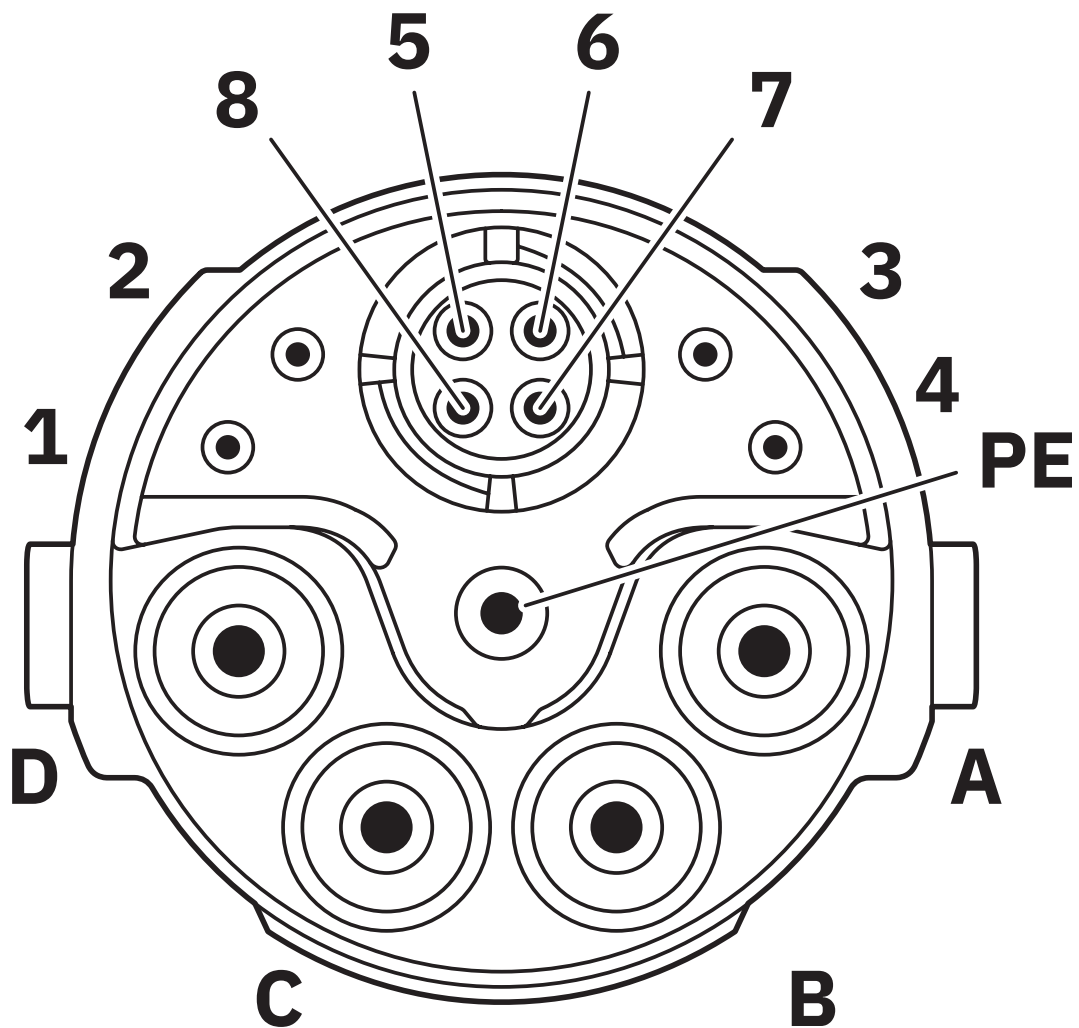


K-8E-M23M8/5,0-H00/M23F8-C5-S - Connector in molded plastic on both sides

1622248

<https://www.phoenixcontact.com/us/products/1622248>

Schematic diagram



Pin assignment of pin

K-8E-M23M8/5,0-H00/M23F8-C5-S - Connector in molded plastic on both sides





1622248


<https://www.phoenixcontact.com/us/products/1622248>

Approvals

To download certificates, visit the product detail page: <https://www.phoenixcontact.com/us/products/1622248>

**EAC**
Approval ID: B.00286/19

 UL Listed Approval ID: E468743-20150929				
	Nominal voltage U_N	Nominal current I_N	Cross section AWG	Cross section mm^2
Power	600 V	16 A	-	-
Signal	50 V	4 A	-	-
Data	30 V	1 A	-	-

 cUL Listed Approval ID: E468743-20150929				
	Nominal voltage U_N	Nominal current I_N	Cross section AWG	Cross section mm^2
Power	600 V	16 A	-	-
Signal	50 V	4 A	-	-
Data	30 V	1 A	-	-

cULus Listed

K-8E-M23M8/5,0-H00/M23F8-C5-S - Connector in molded plastic on both sides



1622248
<https://www.phoenixcontact.com/us/products/1622248>

Classifications

ECLASS

ECLASS-11.0	27060311
ECLASS-12.0	27060311
ECLASS-13.0	27060311

ETIM

ETIM 9.0	EC001855
----------	----------

UNSPSC

UNSPSC 21.0	39121400
-------------	----------

1622248
<https://www.phoenixcontact.com/us/products/1622248>

Environmental product compliance

EU RoHS	
Fulfills EU RoHS substance requirements	Yes
Exemption	6(b), 6(c)
China RoHS	
Environment friendly use period (EFUP)	EFUP-50
	An article-related China RoHS declaration table can be found in the download area for the respective article under "Manufacturer declaration". For all articles with EFUP-E, no China RoHS declaration table issued and required.
EU REACH SVHC	
REACH candidate substance (CAS No.)	Lead(CAS: 7439-92-1)
SCIP	b984e28a-a256-4c97-915b-a37d45642e9e

Phoenix Contact 2024 © - all rights reserved
<https://www.phoenixcontact.com>

Phoenix Contact USA
586 Fulling Mill Road
Middletown, PA 17057, United States
(+717) 944-1300
info@phoenixcon.com