

ST-7EP1N8A9005S - Coupler connector



1624554

<https://www.phoenixcontact.com/us/products/1624554>

Please be informed that the data shown in this PDF document is generated from our online catalog. Please find the complete data in the user documentation. Our general terms of use for downloads are valid.



Coupler connector, straight, for standard and SPEEDCON interlock, M17, number of positions: 7+PE, contact connection type: Pin, shielded: yes, degree of protection: IP67, cable diameter range: 10 mm ... 12.5 mm, number of positions: 8, connection method: Crimp connection, series: ST, Alternative product in accordance with RoHS II without Exemption 6c (Pb < 0.1 %) item no.: 1245240

Your advantages

- Consistent EMC protection for reliable connection solutions in the industrial environment
- Crimping connection: vibration- and temperature-resistant assembly
- Flexible use: reliably connect various cable diameters

Commercial data

Item number	1624554
Packing unit	1 pc
Minimum order quantity	1 pc
Note	Made to order (non-returnable)
Sales key	AB32
Product key	ABRBEG
Catalog page	Page 137 (C-2-2019)
GTIN	4046356622998
Weight per piece (including packing)	62.2 g
Weight per piece (excluding packing)	49.1 g
Customs tariff number	85366990
Country of origin	DE

ST-7EP1N8A9005S - Coupler connector



1624554

<https://www.phoenixcontact.com/us/products/1624554>

Technical data

Notes

Order information:	Order crimp contacts Ø 1 mm separately
Safety note	
Safety note	<p>WARNING: The connectors may not be plugged in or disconnected under load. Ignoring the warning or improper use may damage persons and/or property.</p> <ul style="list-style-type: none">• WARNING: Commission properly functioning products only. The products must be regularly inspected for damage. Decommission defective products immediately. Replace damaged products. Repairs are not possible.• WARNING: Only electrically qualified personnel may install and operate the product. They must observe the following safety notes. The qualified personnel must be familiar with the basics of electrical engineering. They must be able to recognize and prevent danger. The relevant symbol on the packaging indicates that only personnel familiar with electrical engineering are allowed to install and operate the product.• The products are suitable for applications in plant, controller, and electrical device engineering.• When operating the connectors in outdoor applications, they must be separately protected against environmental influences.• Assembled products may not be manipulated or improperly opened.• Only use mating connectors that are specified in the technical data of the standards listed (e.g. the ones listed in the product accessories online at phoenixcontact.com/products).• When using the product in direct connection with third-party manufacturers, the user is responsible.• For operating voltages > 50 V AC, conductive connector housings must be grounded• Ensure that the protective or functional ground has been properly connected.• VDE 0100/1.97 § 411.1.3.2 and DIN EN 60 204/11.98 § 14.1.3 are applicable when combining several circuits in a cable and/or connector• Only use tools recommended by Phoenix Contact• The installation notes/Design In documents online on the download page at phoenixcontact.com/products must be observed for this product.• Operate the connector only when it is fully plugged in and interlocked.• Ensure that when laying the cable, the tensile load on the connectors does not exceed the upper limit specified in the standards.• Observe the minimum bending radius of the cable. Lay the cable without twisting it.• The connector warms up in normal operation. Depending on the ambient conditions, the surface of the connector can continue to warm up. In this case, the user is responsible for posting

ST-7EP1N8A9005S - Coupler connector



1624554

<https://www.phoenixcontact.com/us/products/1624554>

warnings (e.g. DIN EN ISO 13732-1:2008-12).

Product properties

Product type	Circular connector (cable-side)
Series	ST
Application	Power
Number of positions	8
Connection profile	7+PE
Shielded	yes
Coding	N
Thread type	M17

Data management status

Article revision	11
------------------	----

Material specifications

Seal material	FPM
Housing material	Metal

Connection data

Conductor connection

Connection method	Crimp connection
-------------------	------------------

Electrical properties

Contact

Contact diameter	1 mm
Max. current	14 A
Nominal voltage U_N	630 V
Overvoltage category	III
Degree of pollution	3
Rated surge voltage	6 kV

Contact

Contact diameter	1 mm
------------------	------

Connector

Type	straight
Direction of rotation	Standard

Connection 1

Head design	Pin
-------------	-----

Cable/line

External cable diameter	10 mm ... 12.5 mm
-------------------------	-------------------

ST-7EP1N8A9005S - Coupler connector



1624554

<https://www.phoenixcontact.com/us/products/1624554>

Environmental and real-life conditions

Ambient conditions

Degree of protection	IP67
Ambient temperature (operation)	-40 °C ... 125 °C
Ambient temperature (storage/transport)	15 °C ... 25 °C
Altitude	2000 m
Permissible humidity (storage/transport)	50 % ... 65 %

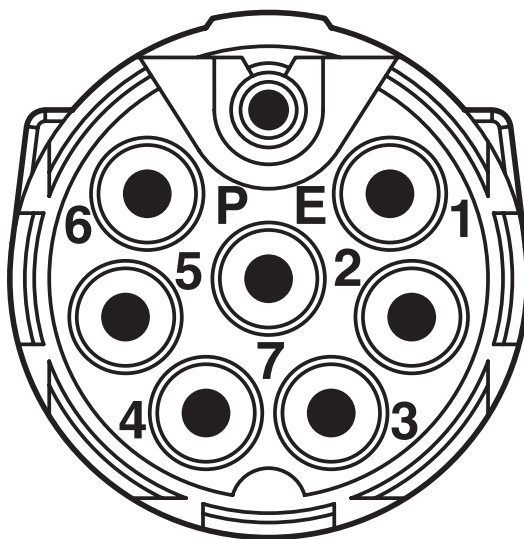
ST-7EP1N8A9005S - Coupler connector

1624554

<https://www.phoenixcontact.com/us/products/1624554>

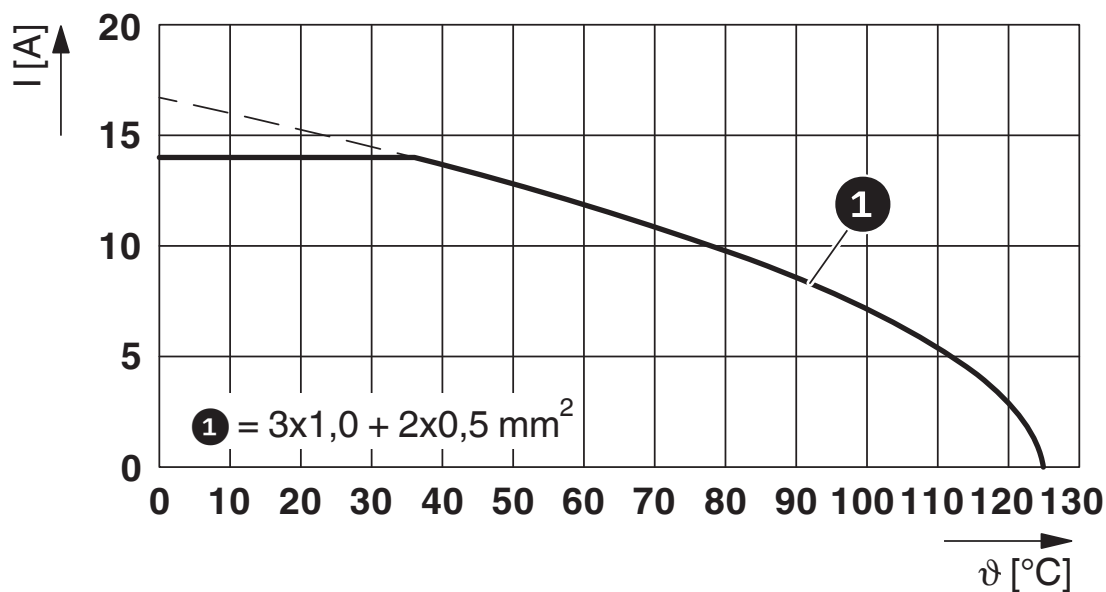
Drawings

Schematic diagram



Connector pin assignment

Diagram



I = current strength, ϑ = ambient temperature, 3x 14 A + 2x 2 A constant

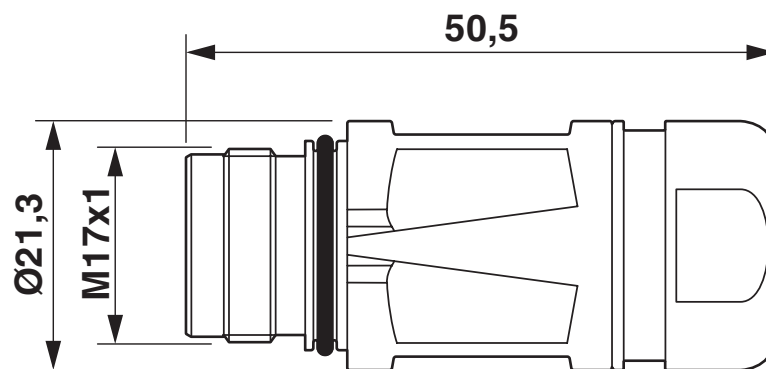
ST-7EP1N8A9005S - Coupler connector



1624554

<https://www.phoenixcontact.com/us/products/1624554>

Dimensional drawing



Technical drawings can be found under Downloads

ST-7EP1N8A9005S - Coupler connector



1624554

<https://www.phoenixcontact.com/us/products/1624554>

Approvals

To download certificates, visit the product detail page: <https://www.phoenixcontact.com/us/products/1624554>

UL Recognized Approval ID: E153698-20140124				
	Nominal voltage U_N	Nominal current I_N	Cross section AWG	Cross section mm^2
Power	600 V	5 A	-	-
Signal	600 V	4 A	-	-

cUL Recognized Approval ID: E153698-20140124				
	Nominal voltage U_N	Nominal current I_N	Cross section AWG	Cross section mm^2
Power	600 V	5 A	-	-
Signal	600 V	4 A	-	-

cUL Recognized Approval ID: E335019-20111129				
	Nominal voltage U_N	Nominal current I_N	Cross section AWG	Cross section mm^2
Power	600 V	5 A	-	-
Signal	600 V	4 A	-	-

UL Recognized Approval ID: E335019-20111129				
	Nominal voltage U_N	Nominal current I_N	Cross section AWG	Cross section mm^2
Power	600 V	5 A	-	-
Signal	600 V	4 A	-	-

UL Listed Approval ID: E468743-20210825				
	Nominal voltage U_N	Nominal current I_N	Cross section AWG	Cross section mm^2
Power	600 V	10 A	-	18 - 18
Signal	60 V	2 A	-	19 - 18

cUL Listed Approval ID: E468743-20210825				
	Nominal voltage U_N	Nominal current I_N	Cross section AWG	Cross section mm^2
Power	600 V	8 A	18 - 18	-
Signal	60 V	2 A	19 - 18	-

ST-7EP1N8A9005S - Coupler connector

1624554

<https://www.phoenixcontact.com/us/products/1624554>



cULus Listed

ST-7EP1N8A9005S - Coupler connector



1624554

<https://www.phoenixcontact.com/us/products/1624554>

Classifications

ECLASS

ECLASS-11.0	27440102
ECLASS-12.0	27440116
ECLASS-13.0	27440116

ETIM

ETIM 9.0	EC002635
----------	----------

UNSPSC

UNSPSC 21.0	39121400
-------------	----------

ST-7EP1N8A9005S - Coupler connector



1624554

<https://www.phoenixcontact.com/us/products/1624554>

Environmental product compliance

EU RoHS	
Fulfills EU RoHS substance requirements	Yes
Exemption	6(c)
China RoHS	
Environment friendly use period (EFUP)	EFUP-50
	An article-related China RoHS declaration table can be found in the download area for the respective article under "Manufacturer declaration". For all articles with EFUP-E, no China RoHS declaration table issued and required.
EU REACH SVHC	
REACH candidate substance (CAS No.)	Lead(CAS: 7439-92-1)
SCIP	14ae3289-4d47-4a5c-a02a-0a2569dc8ebd

ST-7EP1N8A9005S - Coupler connector



1624554

<https://www.phoenixcontact.com/us/products/1624554>

Accessories

ST-10KP010 - Crimp contact

1618255

<https://www.phoenixcontact.com/us/products/1618255>



Crimp contact, Pin, turned, Single contact, contact diameter: 1 mm, crimp range: 0.06 mm² ... 0.25 mm², Alternative product in accordance with RoHS II without Exemption 6c (Pb < 0.1 %) item no.: 1243215

ST-10KP035 - Crimp contact

1618458

<https://www.phoenixcontact.com/us/products/1618458>



Crimp contact, Pin, turned, contact diameter: 1 mm, crimp range: 0.25 mm² ... 1 mm², Alternative product in accordance with RoHS II without Exemption 6c (Pb < 0.1 %) item no.: 1243215

ST-7EP1N8A9005S - Coupler connector

1624554

<https://www.phoenixcontact.com/us/products/1624554>




ST-Z0016 - Color coding

1617993

<https://www.phoenixcontact.com/us/products/1617993>

Color coding, color: green




ST-Z0017 - Color coding

1618049

<https://www.phoenixcontact.com/us/products/1618049>

Color coding, color: orange



ST-7EP1N8A9005S - Coupler connector

1624554

<https://www.phoenixcontact.com/us/products/1624554>



ST-Z0018 - Color coding

1618050

<https://www.phoenixcontact.com/us/products/1618050>

Color coding, color: black



ST-Z0002 - Square mounting flange with O-ring

1607771

<https://www.phoenixcontact.com/us/products/1607771>

Square mounting flange with O-ring, Axial O-ring, 4x Ø2,7, series: ST



ST-7EP1N8A9005S - Coupler connector

1624554

<https://www.phoenixcontact.com/us/products/1624554>



ST-Z0003 - Square mounting flange with O-ring

1607772

<https://www.phoenixcontact.com/us/products/1607772>



Square mounting flange with O-ring, Axial O-ring, 4xM3, series: ST

ST-Z0004 - Square mounting flange

1607773

<https://www.phoenixcontact.com/us/products/1607773>



Square mounting flange, 4x Ø2,7, series: ST

ST-7EP1N8A9005S - Coupler connector

1624554

<https://www.phoenixcontact.com/us/products/1624554>



ST-Z0005 - Square mounting flange

1607775

<https://www.phoenixcontact.com/us/products/1607775>



Square mounting flange, 4xM3, series: ST

ST-Z0014 - Metal protective cap

1616069

<https://www.phoenixcontact.com/us/products/1616069>



Metal protective cap, M17, degree of protection: IP67, series: ST, Alternative product in accordance with RoHS II without Exemption 6c (Pb < 0.1 %) item no.: 1243010

ST-7EP1N8A9005S - Coupler connector

1624554

<https://www.phoenixcontact.com/us/products/1624554>



ST-Z0013 - Metal protective cap

1616068

<https://www.phoenixcontact.com/us/products/1616068>

Metal protective cap, M17, degree of protection: IP67, series: ST, Alternative product in accordance with RoHS II without Exemption 6c (Pb < 0.1 %) item no.: 1243009



PROT-M17PRO-OT-IP20 - Plastic protective cap

1055708

<https://www.phoenixcontact.com/us/products/1055708>

Plastic protective cap, M17, degree of protection: IP20, series: M17 PRO



Phoenix Contact 2024 © - all rights reserved
<https://www.phoenixcontact.com>

Phoenix Contact USA
586 Fulling Mill Road
Middletown, PA 17057, United States
(+717) 944-1300
info@phoenixcon.com