

SH-8EPS48AH000S - Device connector rear mounting



1627206

<https://www.phoenixcontact.com/pc/products/1627206>

Please be informed that the data shown in this PDF document is generated from our online catalog. Please find the complete data in the user documentation. Our general terms of use for downloads are valid.



M23, Device connector rear mounting, series: SH, straight, shielded: yes, for standard and SPEEDCON interlock, No. of pos.: 8+4+PE, contact connection type: Pin, Crimp connection, Flat gasket, Central fastening M26 x 1, Panel thickness min.: 1.5 mm, Panel thickness max.: 5 mm, coding: N

Your advantages

- All housing can be fitted with pin or socket contacts
- A total of eight contacts are available for signal transmission
- Safe use in the field, thanks to high degree of protection
- Consistent EMC protection for reliable connection solutions in the industrial environment

Commercial data

Item number	1627206
Packing unit	1 pc
Minimum order quantity	1 pc
Product key	ABRCDR
Catalog page	Page 120 (C-2-2019)
GTIN	4055626408217
Weight per piece (including packing)	74.3 g
Weight per piece (excluding packing)	57.9 g
Customs tariff number	85366990
Country of origin	DE

Technical data

Notes

Safety note

Safety note

WARNING: The connectors may not be plugged in or disconnected under load. Ignoring the warning or improper use may damage persons and/or property.

- WARNING: Commission properly functioning products only. The products must be regularly inspected for damage. Decommission defective products immediately. Replace damaged products. Repairs are not possible.

- WARNING: Only electrically qualified personnel may install and operate the product. They must observe the following safety notes. The qualified personnel must be familiar with the basics of electrical engineering. They must be able to recognize and prevent danger. The relevant symbol on the packaging indicates that only personnel familiar with electrical engineering are allowed to install and operate the product.

- The products are suitable for applications in plant, controller, and electrical device engineering.

- When operating the connectors in outdoor applications, they must be separately protected against environmental influences.

- Assembled products may not be manipulated or improperly opened.

- Only use mating connectors that are specified in the technical data of the standards listed (e.g. the ones listed in the product accessories online at [phoenixcontact.com/products](https://www.phoenixcontact.com/products)).

- When using the product in direct connection with third-party manufacturers, the user is responsible.

- For operating voltages > 50 V AC, conductive connector housings must be grounded

- Ensure that the protective or functional ground has been properly connected.

- VDE 0100/1.97 § 411.1.3.2 and DIN EN 60 204/11.98 § 14.1.3 are applicable when combining several circuits in a cable and/or connector

- Only use tools recommended by Phoenix Contact

- The installation notes/Design In documents online on the download page at [phoenixcontact.com/products](https://www.phoenixcontact.com/products) must be observed for this product.

- Operate the connector only when it is fully plugged in and interlocked.

- Ensure that when laying the cable, the tensile load on the connectors does not exceed the upper limit specified in the standards.

- Observe the minimum bending radius of the cable. Lay the cable without twisting it.

- The connector warms up in normal operation. Depending on the ambient conditions, the surface of the connector can continue to warm up. In this case, the user is responsible for posting warnings (e.g. DIN EN ISO 13732-1:2008-12).

SH-8EPS48AH000S - Device connector rear mounting



1627206

<https://www.phoenixcontact.com/pc/products/1627206>

Product properties

Product type	Circular connectors (device side)
Data management status	
Article revision	08

Material specifications

Flammability rating according to UL 94	V0
--	----

Connector

Insulating body

Note	Order information: Crimp contacts, 8 x Ø 1 mm, 5 x Ø 2 mm, order separately
Protection against electric shock	IEC 61984 and VDE 0623
Coding	N
Insulation body material	PA 6.6
Insertion/withdrawal cycles	100
Connection method	Crimp connection
Contact switching type	Pin
Application	Hybrid
Number of positions	13
Connection profile	8+4+PE
Contact diameter Power contacts	2 mm
Litz wire cross-section Power contacts min.	0.25 mm ²
Litz wire cross-section Power contacts max.	4 mm ²
Rated current Power contacts	30 A
Rated surge voltage	6 kV
Rated voltage (II/3) power contact	850 V DC
Rated voltage (III/3) power contact	630 V AC
Contact diameter Signal contacts	1 mm
Litz wire cross-section Signal contacts min.	0.06 mm ²
Litz wire cross-section Signal contacts max.	1 mm ²
Nominal current per signal contact	8 A
Note	for max. connection cross section
Rated surge voltage	1.5 kV
Rated voltage (III/3) signal contact	50 V
Installation height	2000 m

Housing

Housing material	CuZn
Type of locking	for standard and SPEEDCON interlock
Degree of protection (plugged in)	IP67

SH-8EPS48AH000S - Device connector rear mounting



1627206

<https://www.phoenixcontact.com/pc/products/1627206>

Thread type	M23
-------------	-----

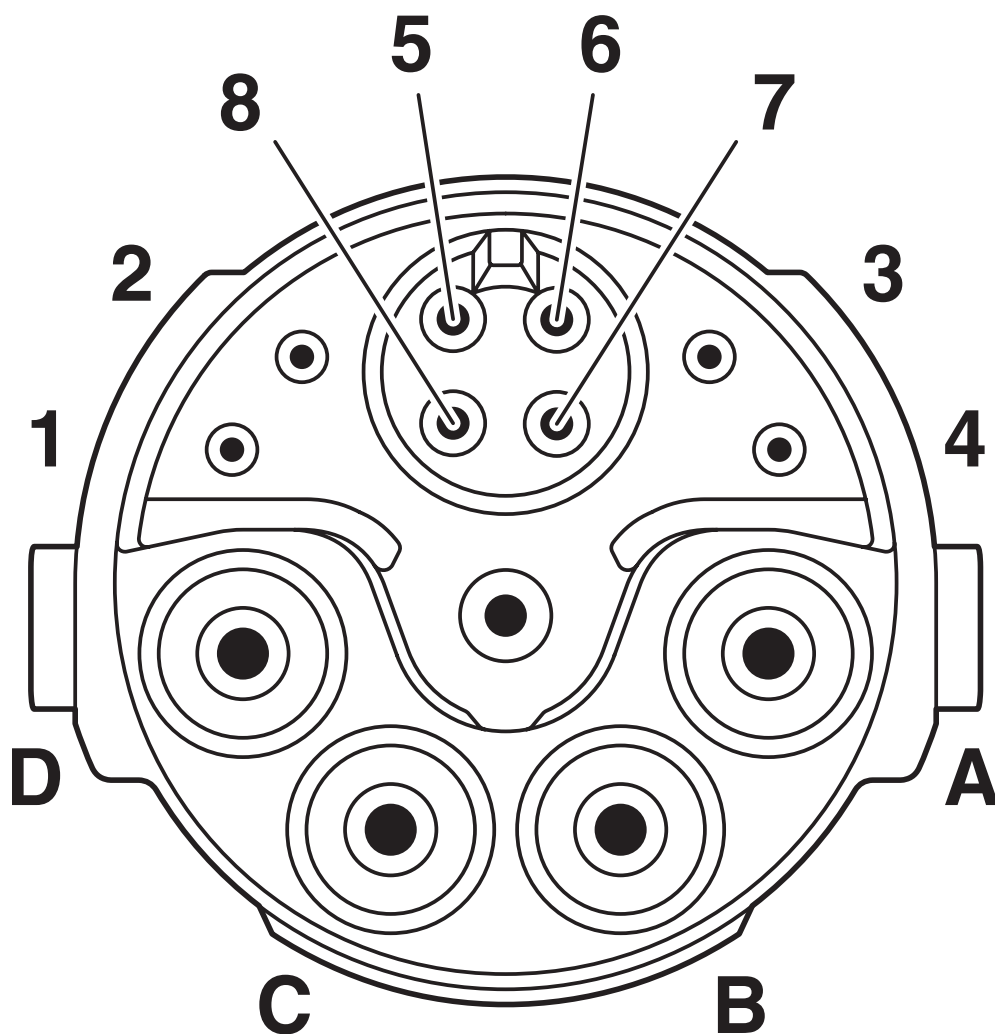
Environmental and real-life conditions

Ambient conditions

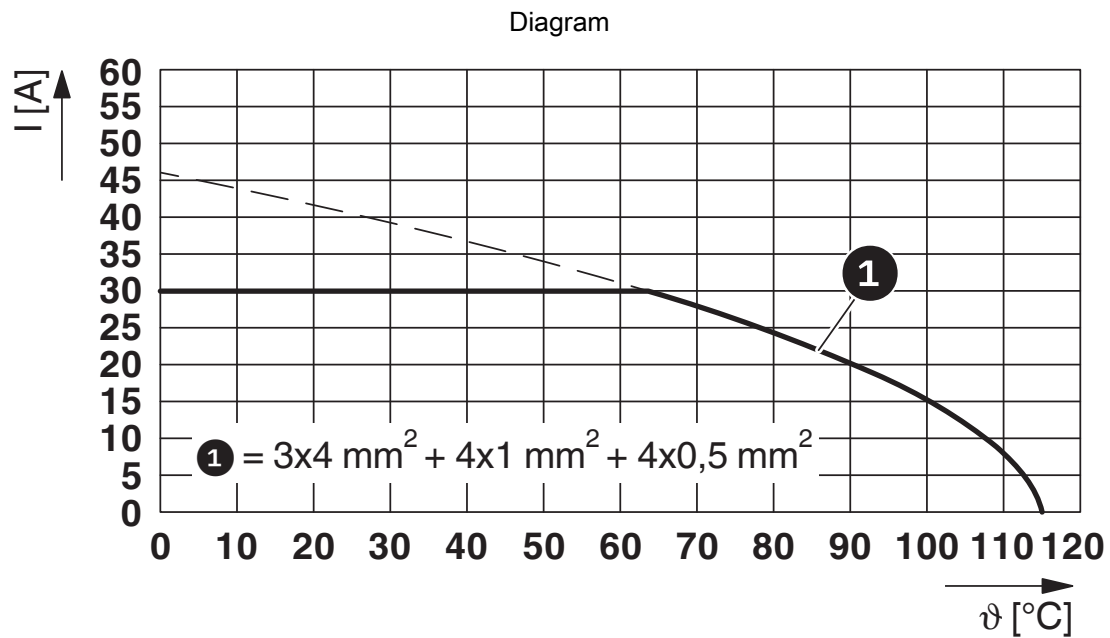
Ambient temperature (operation)	-40 °C ... 115 °C (see derating curve)
Ambient temperature (storage/transport)	15 °C ... 25 °C
Permissible humidity (storage/transport)	50 % ... 65 %

Drawings

Schematic diagram



Pin assignment of pin, signal



I = current strength, ϑ = ambient temperature, power contacts A-C: 3 x up to 30 A, signal contacts: 4 x 2 A constant, data contacts: 4 x 1 A constant


SH-8EPS48AH000S - Device connector rear mounting



1627206

<https://www.phoenixcontact.com/pc/products/1627206>

Approvals

 To download certificates, visit the product detail page: <https://www.phoenixcontact.com/pc/products/1627206>



cUL Recognized

Approval ID: E153698-20181206



UL Recognized

Approval ID: E153698-20181206

cULus Recognized

SH-8EPS48AH000S - Device connector rear mounting



1627206

<https://www.phoenixcontact.com/pc/products/1627206>

Classifications

ECLASS

ECLASS-11.0	27440109
ECLASS-12.0	27440109
ECLASS-13.0	27440109

ETIM

ETIM 9.0	EC003569
----------	----------

UNSPSC

UNSPSC 21.0	39121400
-------------	----------

Environmental product compliance

EU RoHS

Fulfills EU RoHS substance requirements	Yes, No exemptions
---	--------------------

China RoHS

Environment friendly use period (EFUP)	EFUP-E
	No hazardous substances above the limits

EU REACH SVHC

REACH candidate substance (CAS No.)	No substance above 0.1 wt%
-------------------------------------	----------------------------