

HC-K12/ 2-ESTC - Contact insert



1636334

<https://www.phoenixcontact.com/us/products/1636334>

Please be informed that the data shown in this PDF document is generated from our online catalog. Please find the complete data in the user documentation. Our general terms of use for downloads are valid.



Contact insert, number of positions: 12+2+PE, size: B16, power contacts: 12, control contacts: 2, Pin, Crimp connection, 690 V, 40 A, 1.5 mm² ... 6 mm²

Commercial data

Item number	1636334
Packing unit	1 pc
Minimum order quantity	1 pc
Sales key	BF61
Product key	BF7ABA
Catalog page	Page 569 (C-2-2019)
GTIN	4046356011471
Weight per piece (including packing)	75.8 g
Weight per piece (excluding packing)	74 g
Customs tariff number	85366990
Country of origin	CN

HC-K12/ 2-ESTC - Contact insert

1636334

<https://www.phoenixcontact.com/us/products/1636334>



Technical data

Notes

General	For HEAVYCON ADVANCE and HEAVYCON housing of type B16/B32, power contacts: CK 4,0-ED, control contacts: CK 1,6-ED (crimp contacts not supplied as standard)
General	Connectors may be operated only when there is no load/voltage.

Mounting

Assembly instructions	To ensure correct use, installation in housing with IP54 protection or better is required
Connection method	Crimp connection

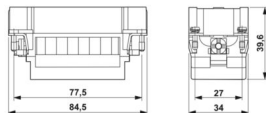
Product properties

Type	B16
	B32
Product type	Contact insert with a fixed no. of positions
Number of positions	14
Connection profile	12+2+PE
Contact numbering	1 - 12 (power contacts)
	1 - 2 (control contacts)
No. of power contacts	12
No. of control contacts	2
Contact material type	turned
Series	HC-K

Insulation characteristics

Overvoltage category	III
Degree of pollution	3

Dimensions

Dimensional drawing	
Width	34 mm
Height	39.6 mm
Length	84.5 mm
Drill hole distance, horizontal	77.5 mm

Mechanical characteristics

Contact diameter	4 mm
------------------	------

Connection data

HC-K12/ 2-ESTC - Contact insert



1636334

<https://www.phoenixcontact.com/us/products/1636334>

Connection technology

Connection technology	Crimp connection (power contacts)
	Crimp connection (control contacts)

Conductor connection

Conductor cross section	1.5 mm ² ... 6 mm ² (power contacts)
	0.14 mm ² ... 2.5 mm ² (control contacts)
Connection cross section AWG	16 ... 10 (power contacts)
	26 ... 14 (control contacts)
Tightening torque	0.8 Nm ... 1.2 Nm (PE connection)
	0.5 Nm ... 0.8 Nm (Mounting screws for mounting in the HEAVYCON housing)
Stripping length of the individual wire	9 mm (Power 1.5 ... 2.5 mm ²)
	8 mm (Control contacts, with a cross section of 0.14 mm ² ... 1.5 mm ²)
	9.5 mm (Power 4 ... 6 mm ²)
	6 mm (Signal 2.5 mm ²)

Electrical properties

Rated voltage (III/3)	690 V (power contacts)
	250 V (control contacts)
Rated surge voltage	8 kV (power contacts)
	4 kV (control contacts)
Rated current	40 A (power contacts)
	10 A (control contacts)

Mechanical properties

Mechanical data

Insertion/withdrawal cycles	≥ 500
-----------------------------	-------

Material specifications

Flammability rating according to UL 94	V0
Contact material	Cu alloy
Contact carrier material	PC
Material of contact surface, power contact	Ag
Material of contact surface, control contact	Ag (alternatively Au)
Standards/regulations	PC: Fire protection in rail vehicles - requirement set R22 acc. to DIN EN 45545-2 (Risk level HL1 - HL2)
	PC: Fire protection in rail vehicles - requirement set R23 acc. to DIN EN 45545-2 (Risk level HL1 - HL3)

Environmental and real-life conditions

Ambient conditions

Ambient temperature (operation)	-40 °C ... 125 °C (including heating up of contacts)
---------------------------------	--

HC-K12/ 2-ESTC - Contact insert



1636334

<https://www.phoenixcontact.com/us/products/1636334>

Standards and regulations

Testing

Standards/regulations	PC: Fire protection in rail vehicles - requirement set R22 acc. to DIN EN 45545-2 (Risk level HL1 - HL2)
	PC: Fire protection in rail vehicles - requirement set R23 acc. to DIN EN 45545-2 (Risk level HL1 - HL3)

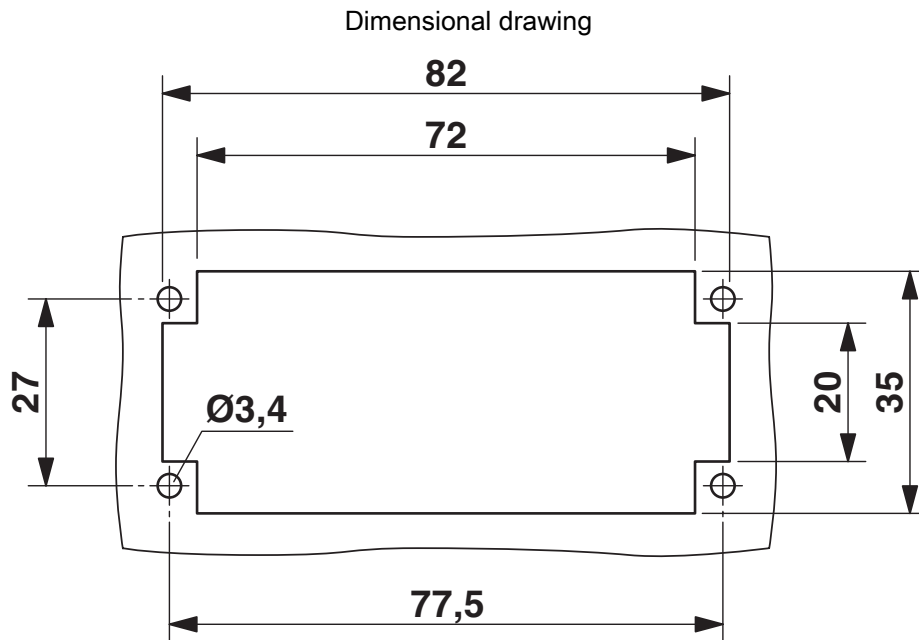
HC-K12/ 2-ESTC - Contact insert



1636334

<https://www.phoenixcontact.com/us/products/1636334>

Drawings



Mounting cutout when used without housing

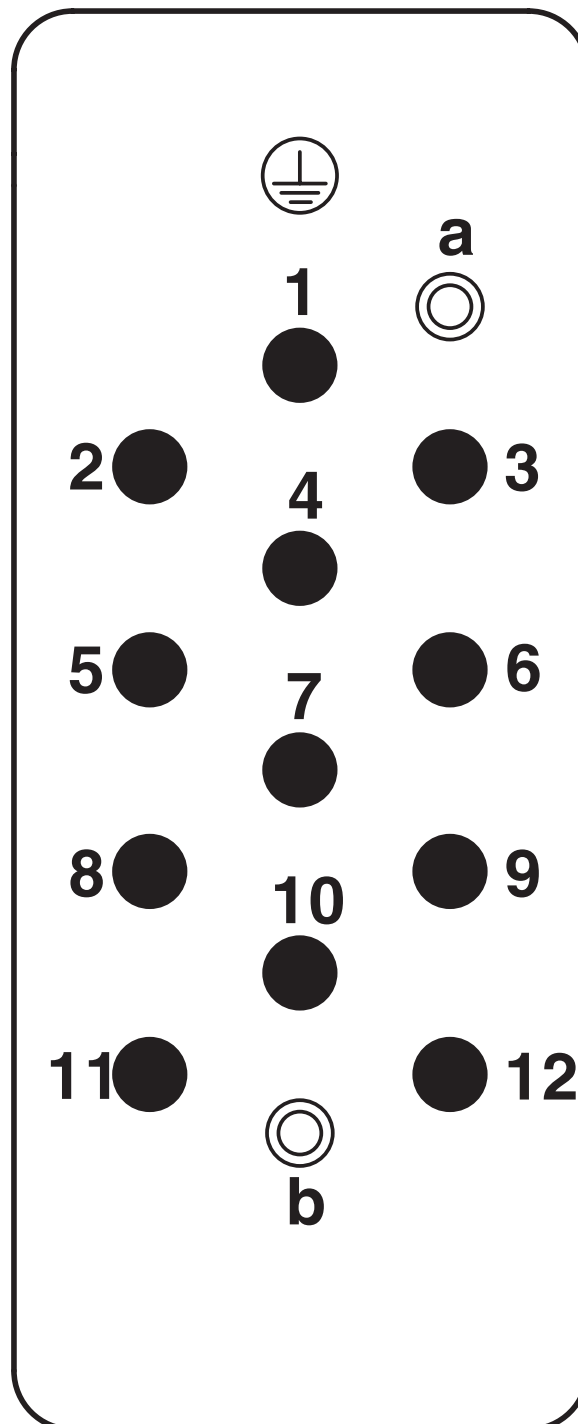
HC-K12/ 2-ESTC - Contact insert

1636334

<https://www.phoenixcontact.com/us/products/1636334>



Schematic diagram



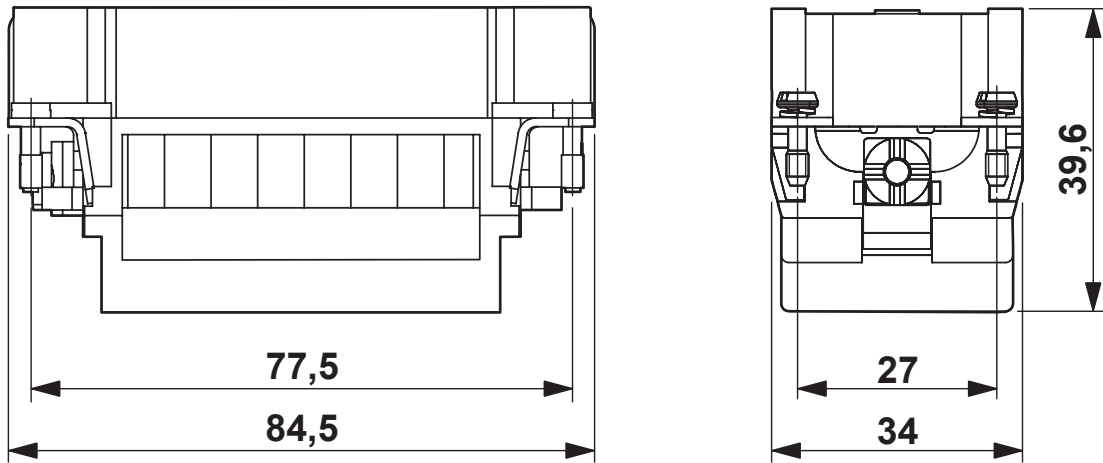
Connector pin assignment, connection side

HC-K12/ 2-ESTC - Contact insert



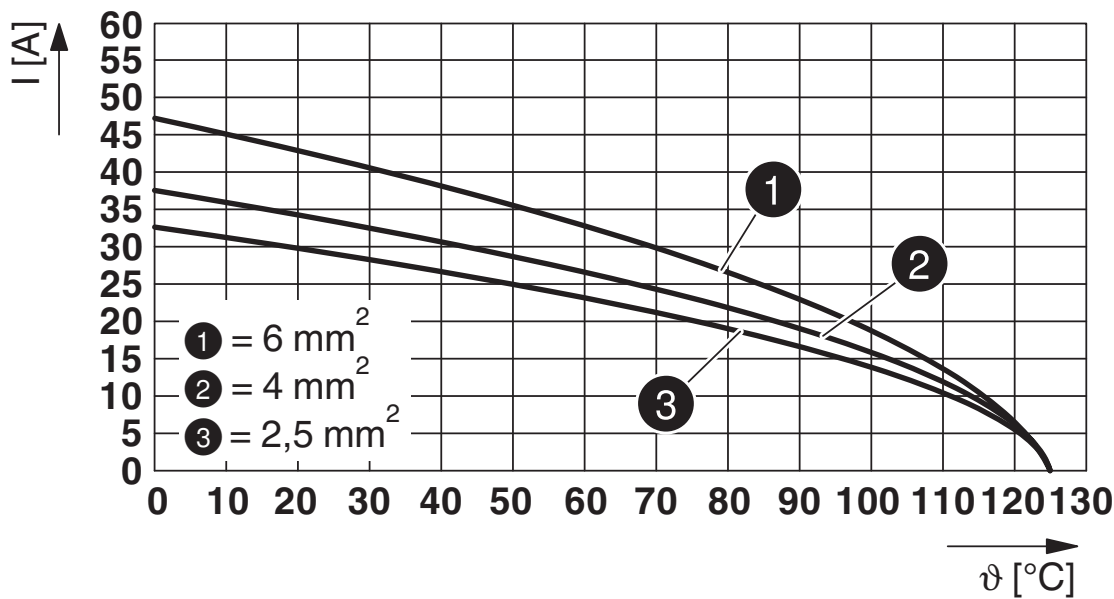
1636334
<https://www.phoenixcontact.com/us/products/1636334>

Dimensional drawing



Dimensional drawing

Diagram



Derating diagram

HC-K12/ 2-ESTC - Contact insert


1636334


<https://www.phoenixcontact.com/us/products/1636334>



Approvals

To download certificates, visit the product detail page: <https://www.phoenixcontact.com/us/products/1636334>

<div> UL Recognized Approval ID: E118976</div>				
	Nominal voltage U_N	Nominal current I_N	Cross section AWG	Cross section mm^2
Power	600 V	40 A	- 10	-
Control	600 V	10 A	14	-

<div> EAC Approval ID: RU C-DE.BL08.B.00511</div>				
---	--	--	--	--

HC-K12/ 2-ESTC - Contact insert



1636334

<https://www.phoenixcontact.com/us/products/1636334>

Classifications

ECLASS

ECLASS-11.0	27440205
ECLASS-12.0	27440205
ECLASS-13.0	27440205

ETIM

ETIM 9.0	EC000438
----------	----------

UNSPSC

UNSPSC 21.0	39121500
-------------	----------

HC-K12/ 2-ESTC - Contact insert



1636334

<https://www.phoenixcontact.com/us/products/1636334>

Environmental product compliance

China RoHS	Environmentally friendly use period: unlimited = EFUP-e
	No hazardous substances above threshold values

Phoenix Contact 2024 © - all rights reserved
<https://www.phoenixcontact.com>

Phoenix Contact USA
586 Fulling Mill Road
Middletown, PA 17057, United States
(+717) 944-1300
info@phoenixcon.com