

VS-15-SET-STD - D-SUB connector set



1689129

<https://www.phoenixcontact.com/pc/products/1689129>

Please be informed that the data shown in this PDF document is generated from our online catalog. Please find the complete data in the user documentation. Our general terms of use for downloads are valid.

D-SUB connector set, shell size 2, IP67 degree of protection



Your advantages

- IP67 protection class
- Two cable outlets ideal for hybrid applications

Commercial data

Item number	1689129
Packing unit	1 pc
Minimum order quantity	1 pc
Product key	ABNCBA
Catalog page	Page 220 (C-2-2013)
GTIN	4017918877989
Weight per piece (including packing)	60.55 g
Weight per piece (excluding packing)	60.5 g
Customs tariff number	85366990
Country of origin	DE

Technical data

Notes

Safety note

Safety note

WARNING: The connectors may not be plugged in or disconnected under load. Ignoring the warning or improper use may damage persons and/or property.

- **WARNING:** Commission properly functioning products only. The products must be regularly inspected for damage. Decommission defective products immediately. Replace damaged products. Repairs are not possible.

- **WARNING:** Only electrically qualified personnel may install and operate the product. They must observe the following safety notes. The qualified personnel must be familiar with the basics of electrical engineering. They must be able to recognize and prevent danger. The relevant symbol on the packaging indicates that only personnel familiar with electrical engineering are allowed to install and operate the product.

- The products are suitable for applications in plant, controller, and electrical device engineering.

- When operating the connectors in outdoor applications, they must be separately protected against environmental influences.

- Assembled products may not be manipulated or improperly opened.

- Only use mating connectors that are specified in the technical data of the standards listed (e.g. the ones listed in the product accessories online at [phoenixcontact.com/products](https://www.phoenixcontact.com/products)).

- When using the product in direct connection with third-party manufacturers, the user is responsible.

- For operating voltages > 50 V AC, conductive connector housings must be grounded

- Only use tools recommended by Phoenix Contact

- The installation notes/Design In documents online on the download page at [phoenixcontact.com/products](https://www.phoenixcontact.com/products) must be observed for this product.

- Use a protective cap to protect connectors that are not in use. The suitable accessories are available online in the accessory section of the product at [phoenixcontact.com/products](https://www.phoenixcontact.com/products)

- Operate the connector only when it is fully plugged in and interlocked.

- Operate the connector only when it is fully plugged in.

- Ensure that when laying the cable, the tensile load on the connectors does not exceed the upper limit specified in the standards.

- Observe the minimum bending radius of the cable. Lay the cable without twisting it.

- VDE 0100/1.97 § 411.1.3.2 and DIN EN 60 204/11.98 § 14.1.3 are applicable when combining several circuits in a cable and/or connector

Product properties

VS-15-SET-STD - D-SUB connector set



1689129

<https://www.phoenixcontact.com/pc/products/1689129>

Type	D-SUB
Product type	Data connector (cable side)
Sensor type	Universal
Number of positions	15
Application	Housing set
No. of cable outlets	2
Shielded	no
Cable outlet	angled

Insulation characteristics

Degree of pollution	2
---------------------	---

Electrical properties

Transmission medium	Copper
---------------------	--------

Connection data

Connection technology

Connection method	D-SUB
-------------------	-------

Material specifications

Color	gray
Flammability rating according to UL 94	V0
Seal material	Flat gasket: NBR; profile gasket: EPDM
Cable seal material	CR/NBR
Housing material	Plastic

Cable/line

External cable diameter ()	3 mm ... 9 mm
-----------------------------	---------------

Environmental and real-life conditions

Ambient conditions

Degree of protection	IP67
Ambient temperature (operation)	-40 °C ... 80 °C

Mounting

Connection method	D-SUB
-------------------	-------

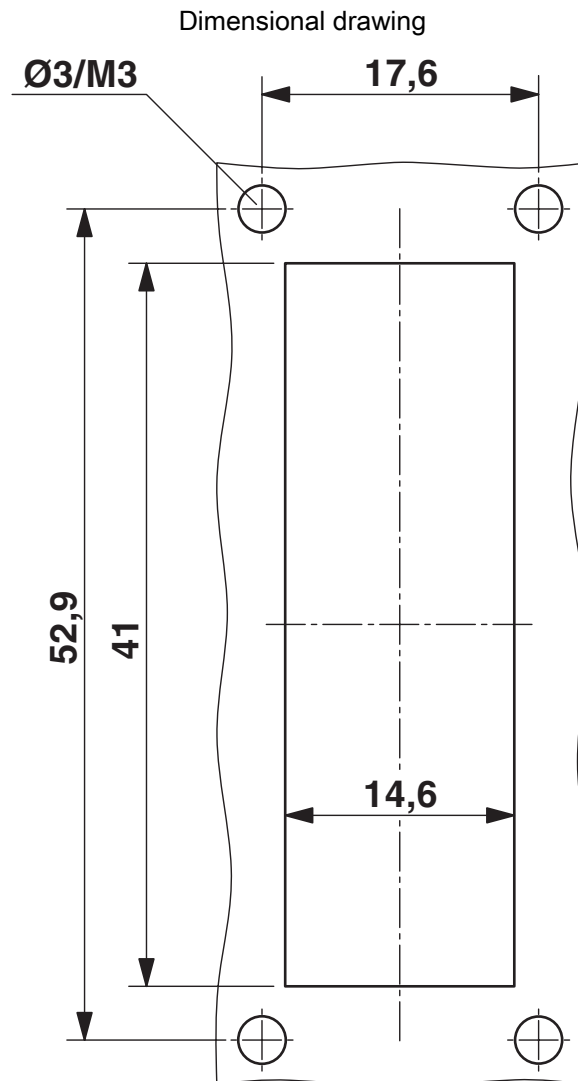
VS-15-SET-STD - D-SUB connector set

1689129

<https://www.phoenixcontact.com/pc/products/1689129>



Drawings



Mounting cutout

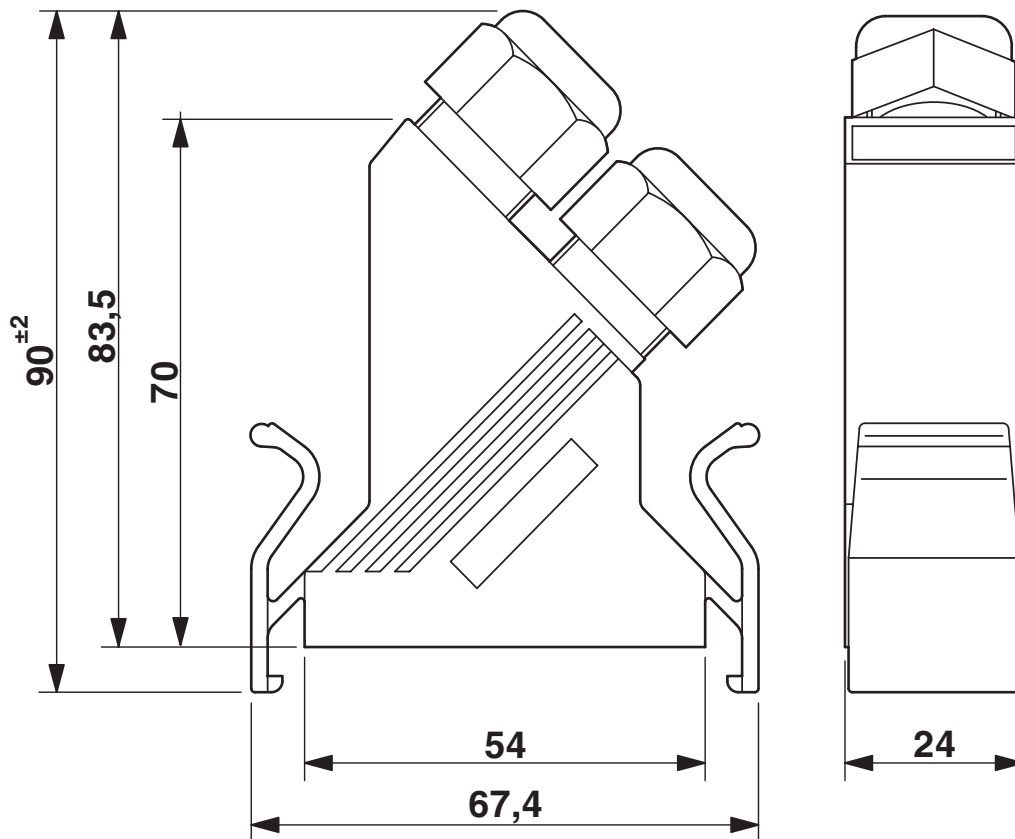
VS-15-SET-STD - D-SUB connector set

1689129

<https://www.phoenixcontact.com/pc/products/1689129>



Dimensional drawing



D-SUB sleeve housings

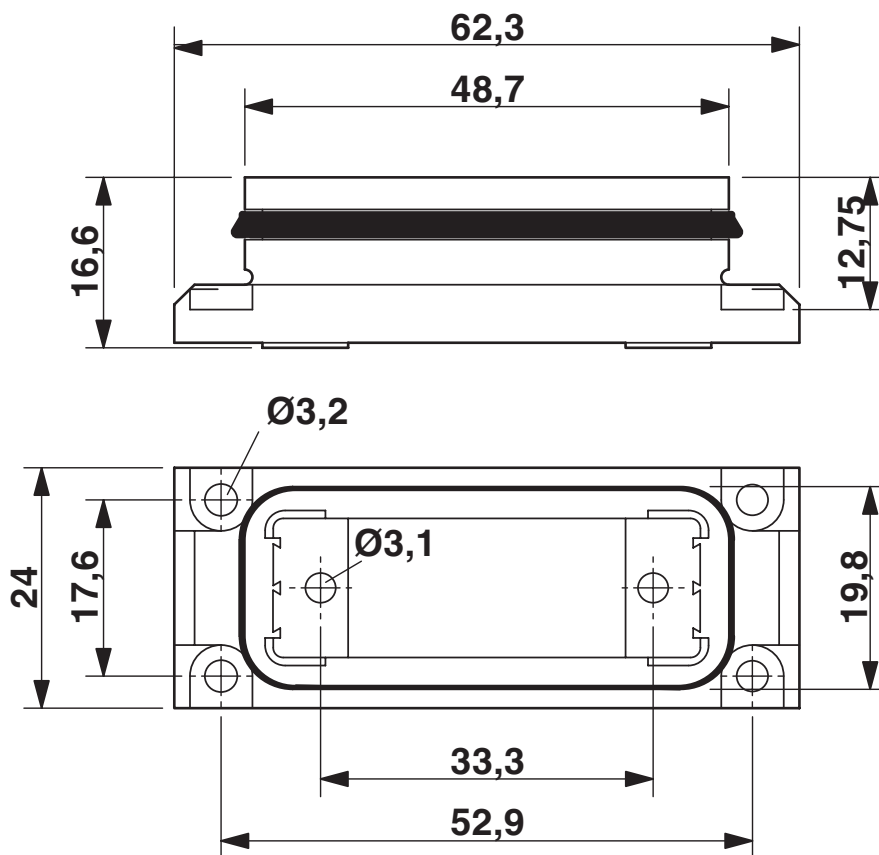
VS-15-SET-STD - D-SUB connector set

1689129

<https://www.phoenixcontact.com/pc/products/1689129>



Dimensional drawing



D-SUB panel mounting frame

VS-15-SET-STD - D-SUB connector set



1689129

<https://www.phoenixcontact.com/pc/products/1689129>

Classifications

ECLASS

ECLASS-11.0	27440302
ECLASS-13.0	27440302
ECLASS-12.0	27440302

ETIM

ETIM 9.0	EC001132
----------	----------

UNSPSC

UNSPSC 21.0	39121400
-------------	----------

VS-15-SET-STD - D-SUB connector set



1689129

<https://www.phoenixcontact.com/pc/products/1689129>

Environmental product compliance

China RoHS	Environmentally friendly use period: unlimited = EFUP-e
	No hazardous substances above threshold values

Phoenix Contact 2024 © - all rights reserved
<https://www.phoenixcontact.com>

PHOENIX CONTACT GmbH & Co. KG
Flachsmarktstraße 8
D-32825 Blomberg
+49 (0) 5235-3 00
info@phoenixcontact.com