

# MKDSN 1,5/10-5,08 - PCB terminal block



1729209

<https://www.phoenixcontact.com/us/products/1729209>

Please be informed that the data shown in this PDF document is generated from our online catalog. Please find the complete data in the user documentation. Our general terms of use for downloads are valid.



PCB terminal block, nominal current: 17.5 A, rated voltage (III/2): 400 V, nominal cross section: 1.5 mm<sup>2</sup>, number of potentials: 10, number of rows: 1, number of positions per row: 10, product range: MKDSN 1,5, pitch: 5.08 mm, connection method: Screw connection with tension sleeve, screw head form: L Slotted, mounting: Wave soldering, conductor/PCB connection direction: 0 °, color: green, Pin layout: Linear pinning, Solder pin [P]: 3.5 mm, number of solder pins per potential: 1, type of packaging: packed in cardboard

## Your advantages

- Well-known connection principle allows worldwide use
- Low temperature rise, thanks to maximum contact force
- Allows connection of two conductors
- Extremely small design for the respective conductor cross section
- The latching on the side enables various numbers of positions to be combined

## Commercial data

|                                      |                    |
|--------------------------------------|--------------------|
| Item number                          | 1729209            |
| Packing unit                         | 40 pc              |
| Minimum order quantity               | 40 pc              |
| Sales key                            | AA12               |
| Product key                          | AALFHD             |
| Catalog page                         | Page 91 (C-1-2013) |
| GTIN                                 | 4017918026073      |
| Weight per piece (including packing) | 9.95 g             |
| Weight per piece (excluding packing) | 8.991 g            |
| Customs tariff number                | 85369010           |
| Country of origin                    | DE                 |

# MKDSN 1,5/10-5,08 - PCB terminal block



1729209

<https://www.phoenixcontact.com/us/products/1729209>

## Technical data

### Product properties

|                           |                                |
|---------------------------|--------------------------------|
| Product type              | Printed circuit board terminal |
| Product family            | MKDSN 1,5                      |
| Product line              | COMBICON Terminals S           |
| Type                      | PC termination block           |
| Number of positions       | 10                             |
| Pitch                     | 5.08 mm                        |
| Number of connections     | 10                             |
| Number of rows            | 1                              |
| Number of potentials      | 10                             |
| Pin layout                | Linear pinning                 |
| Solder pins per potential | 1                              |

### Electrical properties

|                             |        |
|-----------------------------|--------|
| Nominal current $I_N$       | 17.5 A |
| Nominal voltage $U_N$       | 400 V  |
| Degree of pollution         | 3      |
| Rated voltage (III/3)       | 250 V  |
| Rated surge voltage (III/3) | 4 kV   |
| Rated voltage (III/2)       | 400 V  |
| Rated surge voltage (III/2) | 4 kV   |
| Rated voltage (II/2)        | 630 V  |
| Rated surge voltage (II/2)  | 4 kV   |

### Connection data

#### Connection technology

|                       |                      |
|-----------------------|----------------------|
| Type                  | PC termination block |
| Nominal cross section | 1.5 mm <sup>2</sup>  |

#### Conductor connection

|   |   |
|---|---|
| Connection method   | Screw connection with tension sleeve          |
| Conductor cross section rigid   | 0.14 mm <sup>2</sup> ... 1.5 mm <sup>2</sup>  |
| Conductor cross section flexible  | 0.14 mm <sup>2</sup> ... 1.5 mm <sup>2</sup>  |
| Conductor cross section AWG   | 26 ... 16                                     |
| Conductor cross section flexible, with ferrule without plastic sleeve               | 0.25 mm <sup>2</sup> ... 1 mm <sup>2</sup>    |
| Conductor cross section, flexible, with ferrule, with plastic sleeve                | 0.25 mm <sup>2</sup> ... 1.5 mm <sup>2</sup>  |
| 2 conductors with same cross section, solid   | 0.14 mm <sup>2</sup> ... 0.75 mm <sup>2</sup> |
| 2 conductors with same cross section, flexible                                      | 0.14 mm <sup>2</sup> ... 0.75 mm <sup>2</sup> |
| 2 conductors with same cross section, flexible, with ferrule without plastic sleeve | 0.25 mm <sup>2</sup> ... 0.5 mm <sup>2</sup>  |
| 2 conductors with the same cross section, flexible, with TWIN                       | 0.5 mm <sup>2</sup> ... 0.75 mm <sup>2</sup>  |

# MKDSN 1,5/10-5,08 - PCB terminal block



1729209

<https://www.phoenixcontact.com/us/products/1729209>

|                             |                   |
|-----------------------------|-------------------|
| ferrule with plastic sleeve |                   |
| Stripping length            | 6 mm              |
| Tightening torque           | 0.5 Nm ... 0.6 Nm |

## Mounting

|                       |                |
|-----------------------|----------------|
| Mounting type         | Wave soldering |
| Pin layout            | Linear pinning |
| Drive form screw head | Slotted (L)    |

## Material specifications

### Material data - contact

|   |  |
|---|--|
| Note  | WEEE/RoHS-compliant, free of whiskers according to IEC 60068-2-82/JEDEC JESD 201 |
| Contact material                            | Cu alloy   |
| Surface characteristics                     | Tin-plated   |
| Metal surface terminal point (top layer)    | Tin (5 - 7 $\mu\text{m}$ Sn)   |
| Metal surface terminal point (middle layer) | Nickel (2 - 3 $\mu\text{m}$ Ni)  |
| Metal surface soldering area (top layer)    | Tin (5 - 7 $\mu\text{m}$ Sn)   |
| Metal surface soldering area (middle layer) | Nickel (2 - 3 $\mu\text{m}$ Ni)  |

### Material data - housing

|   |              |
|---|--------------|
| Color (Housing)   | green (6021) |
| Insulating material   | PA           |
| Insulating material group   | I            |
| CTI according to IEC 60112  | 600          |
| Flammability rating according to UL 94                            | V0           |
| Glow wire flammability index GWFI according to EN 60695-2-12      | 850          |
| Glow wire ignition temperature GWIT according to EN 60695-2-13    | 775          |
| Temperature for the ball pressure test according to EN 60695-10-2 | 125 °C       |

## Notes

|                     |  |
|---------------------|--|
| Note on application | For safe conductor connection, always adhere to a defined tightening torque. Particularly in the case of PCB terminal blocks with two or three positions, the individual solder pin for each contact point cannot compensate for this. That is why the terminal blocks must be supported during conductor connection (held with one hand, support on the housing). |
|---------------------|--|

## Dimensions

|                     |  |
|---------------------|--|
| Dimensional drawing |  |
|---------------------|--|

# MKDSN 1,5/10-5,08 - PCB terminal block



1729209

<https://www.phoenixcontact.com/us/products/1729209>

|                       |            |
|-----------------------|------------|
| Pitch                 | 5.08 mm    |
| Width [w]             | 50.8 mm    |
| Height [h]            | 13.5 mm    |
| Length [l]            | 8.15 mm    |
| Installed height      | 10 mm      |
| Solder pin length [P] | 3.5 mm     |
| Pin dimensions        | 0.5 x 1 mm |

## PCB design

|               |        |
|---------------|--------|
| Hole diameter | 1.3 mm |
|---------------|--------|

## Mechanical tests

### Test for conductor damage and slackening

|               |                     |
|---------------|---------------------|
| Specification | IEC 60999-1:1999-11 |
| Result        | Test passed         |

### Pull-out test

|   |  |
|---|--|
| Specification   | IEC 60999-1:1999-11                      |
| Conductor cross section/conductor type/tractive force setpoint/actual value | 0.14 mm <sup>2</sup> / solid / > 10 N    |
|   | 0.14 mm <sup>2</sup> / flexible / > 10 N |
|   | 1.5 mm <sup>2</sup> / solid / > 40 N     |
|   | 1.5 mm <sup>2</sup> / flexible / > 40 N  |

## Electrical tests

### Temperature-rise test

|                                   |  |
|-----------------------------------|--|
| Specification                     | IEC 60947-7-4:2019-01  |
| Requirement temperature-rise test | The sum of ambient temperature and temperature rise of the PCB terminal block shall not exceed the upper limiting temperature. |

### Short-time withstand current

|               |                       |
|---------------|-----------------------|
| Specification | IEC 60947-7-4:2019-01 |
|---------------|-----------------------|

### Insulation resistance

|  |                       |
|--|-----------------------|
| Specification                                | IEC 60512-3-1:2002-02 |
| Insulation resistance, neighboring positions | > 5 MΩ                |

### Air clearances and creepage distances |

|  |   |
|--|---|
| Specification  | IEC 60947-1:2007-06 + A1:2010-12 + A2:2014-09         |
| Insulating material group                              | I   |
| Comparative tracking index (IEC 60112)                 | CTI 600   |
| Rated insulation voltage (III/3)                       | 250 V   |
| Rated surge voltage (III/3)                            | 4 kV  |
| minimum clearance value - non-homogenous field (III/3) | 3 mm  |
| minimum creepage distance (III/3)                      | 3.2 mm  |
| Note on connection cross section                       | With connected conductor 1.5 mm <sup>2</sup> (solid). |

# MKDSN 1,5/10-5,08 - PCB terminal block



1729209

<https://www.phoenixcontact.com/us/products/1729209>

|  |        |
|--|--------|
| Rated insulation voltage (III/2)                       | 400 V  |
| Rated surge voltage (III/2)                            | 4 kV   |
| minimum clearance value - non-homogenous field (III/2) | 3 mm   |
| minimum creepage distance (III/2)                      | 3 mm   |
| Rated insulation voltage (II/2)                        | 630 V  |
| Rated surge voltage (II/2)                             | 4 kV   |
| minimum clearance value - non-homogenous field (II/2)  | 3 mm   |
| minimum creepage distance (II/2)                       | 3.2 mm |

## Environmental and real-life conditions

### Vibration test

|                        |                             |
|------------------------|-----------------------------|
| Specification          | IEC 60068-2-6:2007-12       |
| Frequency              | 10 - 150 - 10 Hz            |
| Sweep speed            | 1 octave/min                |
| Amplitude              | 0.35 mm (10 Hz ... 60.1 Hz) |
| Acceleration           | 5g (60.1 Hz ... 150 Hz)     |
| Test duration per axis | 2.5 h                       |

### Glow-wire test

|                  |                        |
|------------------|------------------------|
| Specification    | IEC 60695-2-10:2013-04 |
| Temperature      | 850 °C                 |
| Time of exposure | 5 s                    |

### Aging

|               |                       |
|---------------|-----------------------|
| Specification | IEC 60947-7-4:2019-01 |
|---------------|-----------------------|

### Ambient conditions

|   |   |
|---|---|
| Ambient temperature (operation)         | -40 °C ... 105 °C (Depending on the current carrying capacity/derating curve) |
| Ambient temperature (storage/transport) | -40 °C ... 70 °C  |
| Relative humidity (storage/transport)   | 30 % ... 70 %   |
| Ambient temperature (assembly)          | -5 °C ... 100 °C  |

## Packaging specifications

|                   |                     |
|-------------------|---------------------|
| Type of packaging | packed in cardboard |
|-------------------|---------------------|

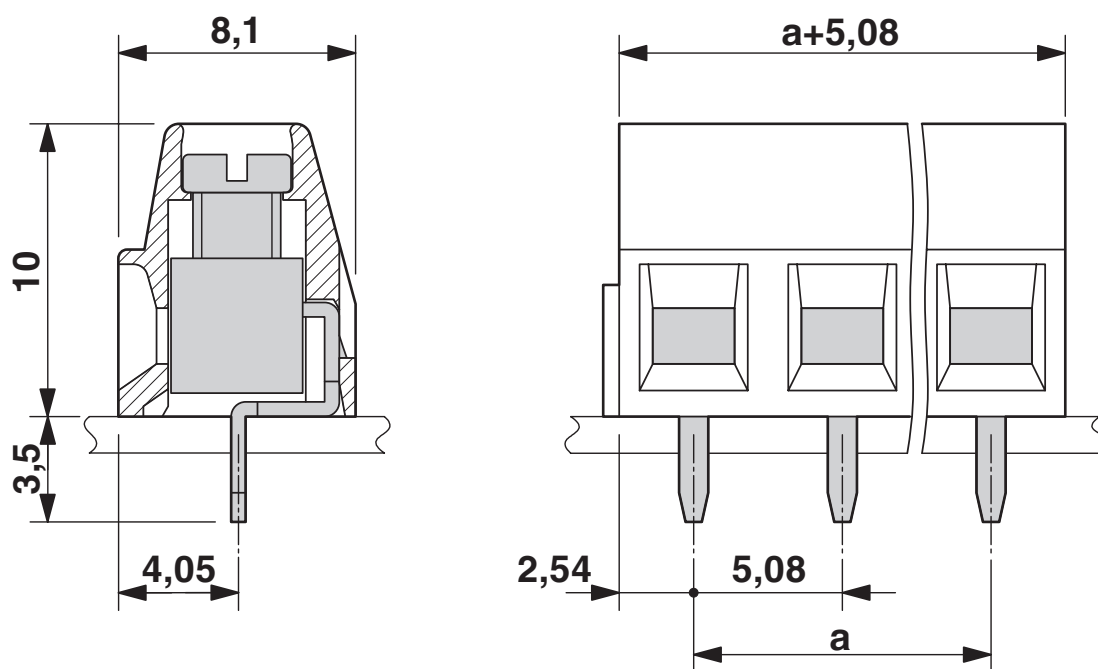
# MKDSN 1,5/10-5,08 - PCB terminal block

1729209

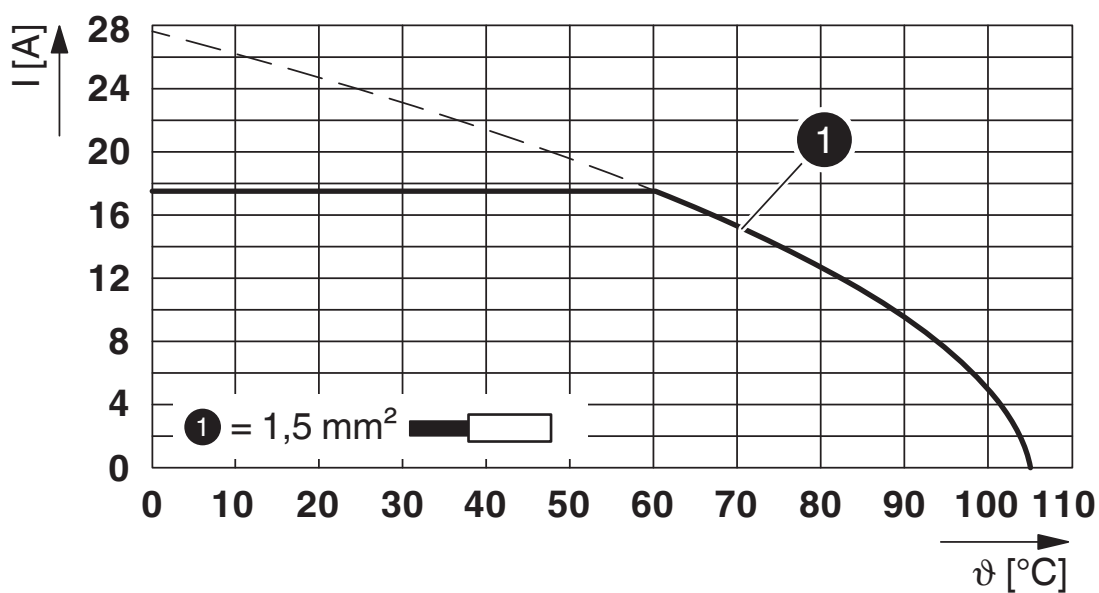
<https://www.phoenixcontact.com/us/products/1729209>

## Drawings

Dimensional drawing



Diagram



Type: MKDSN 1,5/...-5,08

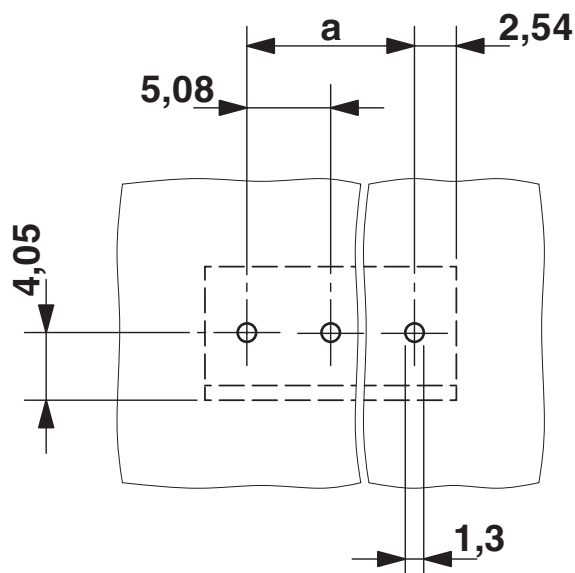
# MKDSN 1,5/10-5,08 - PCB terminal block

1729209

<https://www.phoenixcontact.com/us/products/1729209>



Drilling plan/solder pad geometry



# MKDSN 1,5/10-5,08 - PCB terminal block





1729209


<https://www.phoenixcontact.com/us/products/1729209>

## Approvals

To download certificates, visit the product detail page: <https://www.phoenixcontact.com/us/products/1729209>

|  <b>cULus Recognized</b><br>Approval ID: E60425-19770427 |                       |                       |                   |                             |
|---|-----------------------|-----------------------|-------------------|-----------------------------|
|   | Nominal voltage $U_N$ | Nominal current $I_N$ | Cross section AWG | Cross section $\text{mm}^2$ |
| Use group B   |                       |                       |                   |                             |
| Screw connection  | 300 V                 | 10 A                  | 30 - 14           | -                           |
| 2 conductors with the same cross-section  | 300 V                 | 10 A                  | 2X - 18           | -                           |
| Use group D   |                       |                       |                   |                             |
| Screw connection  | 300 V                 | 10 A                  | 30 - 14           | -                           |
| 2 conductors with the same cross-section  | 300 V                 | 10 A                  | 2X - 18           | -                           |

|  <b>DNV GL</b><br>Approval ID: TAE00001EV |  |  |  |  |
|--|--|--|--|--|
|--|--|--|--|--|

|  <b>VDE Zeichengenehmigung</b><br>Approval ID: 40055535 |                       |                       |                   |                             |
|--|-----------------------|-----------------------|-------------------|-----------------------------|
|  | Nominal voltage $U_N$ | Nominal current $I_N$ | Cross section AWG | Cross section $\text{mm}^2$ |
|  | 400 V                 | 17.5 A                | -                 | 0.2 - 1.5                   |

# MKDSN 1,5/10-5,08 - PCB terminal block



1729209

<https://www.phoenixcontact.com/us/products/1729209>

## Classifications

### ECLASS

|             |          |
|-------------|----------|
| ECLASS-11.0 | 27460101 |
| ECLASS-12.0 | 27460101 |
| ECLASS-13.0 | 27460101 |

### ETIM

|          |          |
|----------|----------|
| ETIM 9.0 | EC002643 |
|----------|----------|

### UNSPSC

|             |          |
|-------------|----------|
| UNSPSC 21.0 | 39121400 |
|-------------|----------|

# MKDSN 1,5/10-5,08 - PCB terminal block



1729209  
<https://www.phoenixcontact.com/us/products/1729209>

## Environmental product compliance

|   |  |
|---|--|
| EU RoHS                                 |  |
| Fulfills EU RoHS substance requirements | Yes, No exemptions                       |
| China RoHS                              |  |
| Environment friendly use period (EFUP)  | EFUP-E                                   |
|   | No hazardous substances above the limits |
| EU REACH SVHC                           |  |
| REACH candidate substance (CAS No.)     | No substance above 0.1 wt%               |

Phoenix Contact 2024 © - all rights reserved  
<https://www.phoenixcontact.com>

Phoenix Contact USA  
586 Fulling Mill Road  
Middletown, PA 17057, United States  
(+717) 944-1300  
[info@phoenixcon.com](mailto:info@phoenixcon.com)