

# GMKDSP 3/ 2 - PCB terminal block



1732021  
<https://www.phoenixcontact.com/pc/products/1732021>

Please be informed that the data shown in this PDF document is generated from our online catalog. Please find the complete data in the user documentation. Our general terms of use for downloads are valid.



PCB terminal block, nominal current: 24 A, rated voltage (III/2): 630 V, nominal cross section: 2.5 mm<sup>2</sup>, number of potentials: 2, number of rows: 1, number of positions per row: 2, product range: GMKDSP 3, pitch: 7.5 mm, connection method: Screw connection with tension sleeve, screw head form: L Slotted, mounting: Wave soldering, conductor/PCB connection direction: 0 °, color: green, Pin layout: Linear pinning, Solder pin [P]: 5 mm, number of solder pins per potential: 1, type of packaging: packed in cardboard. The article can be aligned to create different nos. of positions!

## Your advantages

- Well-known connection principle allows worldwide use
- Low temperature rise, thanks to maximum contact force
- Allows connection of two conductors
- Quick and convenient testing using integrated test option
- Larger pitch for increased voltage requirements
- Integrated protective guide prevents incorrect insertion of the conductor underneath the tension sleeve
- The latching on the side enables various numbers of positions to be combined

## Commercial data

|                                      |                                |
|--------------------------------------|--------------------------------|
| Item number                          | 1732021                        |
| Packing unit                         | 50 pc                          |
| Minimum order quantity               | 1 pc                           |
| Note                                 | Made to order (non-returnable) |
| Product key                          | AAMFJF                         |
| Catalog page                         | Page 123 (C-1-2013)            |
| GTIN                                 | 4017918026424                  |
| Weight per piece (including packing) | 4.891 g                        |
| Weight per piece (excluding packing) | 4.63 g                         |
| Customs tariff number                | 85369010                       |
| Country of origin                    | DE                             |

# GMKDSP 3/ 2 - PCB terminal block



1732021

<https://www.phoenixcontact.com/pc/products/1732021>

## Technical data

### Product properties

|                           |                                  |
|---------------------------|----------------------------------|
| Product type              | Printed circuit board terminal   |
| Product family            | GMKDSP 3                         |
| Product line              | COMBICON Terminals M             |
| Type                      | PC terminal block can be aligned |
| Number of positions       | 2                                |
| Pitch                     | 7.5 mm                           |
| Number of connections     | 2                                |
| Number of rows            | 1                                |
| Number of potentials      | 2                                |
| Pin layout                | Linear pinning                   |
| Solder pins per potential | 1                                |

### Data management status

|                  |    |
|------------------|----|
| Article revision | 02 |
|------------------|----|

### Electrical properties

|                             |        |
|-----------------------------|--------|
| Nominal current $I_N$       | 24 A   |
| Nominal voltage $U_N$       | 630 V  |
| Rated voltage (III/3)       | 500 V  |
| Rated surge voltage (III/3) | 6 kV   |
| Rated voltage (III/2)       | 630 V  |
| Rated surge voltage (III/2) | 6 kV   |
| Rated voltage (II/2)        | 1000 V |
| Rated surge voltage (II/2)  | 6 kV   |

### Connection data

#### Connection technology

|                       |                                  |
|-----------------------|----------------------------------|
| Type                  | PC terminal block can be aligned |
| Nominal cross section | 2.5 mm <sup>2</sup>              |

#### Conductor connection

|   |   |
|---|---|
| Connection method   | Screw connection with tension sleeve          |
| Conductor cross section rigid   | 0.2 mm <sup>2</sup> ... 4 mm <sup>2</sup>     |
| Conductor cross section flexible                                      | 0.2 mm <sup>2</sup> ... 2.5 mm <sup>2</sup>   |
| Conductor cross section AWG   | 24 ... 12                                     |
| Conductor cross section flexible, with ferrule without plastic sleeve | 0.25 mm <sup>2</sup> ... 2.5 mm <sup>2</sup>  |
| Conductor cross section, flexible, with ferrule, with plastic sleeve  | 0.25 mm <sup>2</sup> ... 2.5 mm <sup>2</sup>  |
| 2 conductors with same cross section, solid                           | 0.2 mm <sup>2</sup> ... 1.5 mm <sup>2</sup>   |
| 2 conductors with same cross section, flexible                        | 0.2 mm <sup>2</sup> ... 1.5 mm <sup>2</sup>   |
| 2 conductors with same cross section, flexible, with ferrule          | 0.25 mm <sup>2</sup> ... 0.75 mm <sup>2</sup> |

# GMKDSP 3/ 2 - PCB terminal block



1732021

<https://www.phoenixcontact.com/pc/products/1732021>

|   |   |
|---|---|
| without plastic sleeve  |   |
| 2 conductors with the same cross section, flexible, with TWIN ferrule with plastic sleeve | 0.5 mm <sup>2</sup> ... 1.5 mm <sup>2</sup> |
| Stripping length  | 7 mm  |
| Drive form screw head   | Slotted (L)                                 |
| Tightening torque   | 0.5 Nm ... 0.6 Nm                           |

## Mounting

|               |                |
|---------------|----------------|
| Mounting type | Wave soldering |
| Pin layout    | Linear pinning |

## Material specifications

### Material data - contact

|  |  |
|--|--|
| Note                                     | WEEE/RoHS-compliant, free of whiskers according to IEC 60068-2-82/JEDEC JESD 201 |
| Contact material                         | Cu alloy   |
| Surface characteristics                  | Tin-plated   |
| Metal surface terminal point (top layer) | Tin (5 - 7 µm Sn)  |
| Metal surface soldering area (top layer) | Tin (5 - 7 µm Sn)  |

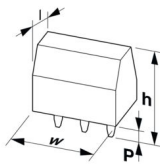
### Material data - housing

|  |              |
|--|--------------|
| Color (Housing)                        | green (6021) |
| Insulating material                    | PA           |
| Insulating material group              | I            |
| CTI according to IEC 60112             | 600          |
| Flammability rating according to UL 94 | V2           |

## Notes

|                     |  |
|---------------------|--|
| Note on application | For safe conductor connection, always adhere to a defined tightening torque. Particularly in the case of PCB terminal blocks with two or three positions, the individual solder pin for each contact point cannot compensate for this. That is why the terminal blocks must be supported during conductor connection (held with one hand, support on the housing). |
|---------------------|--|

## Dimensions

|                     |  |
|---------------------|--|
| Dimensional drawing |  |
| Pitch               | 7.5 mm   |
| Width [w]           | 15 mm  |
| Height [h]          | 23 mm  |
| Length [l]          | 12.8 mm  |
| Installed height    | 18 mm  |

# GMKDSP 3/ 2 - PCB terminal block



1732021

<https://www.phoenixcontact.com/pc/products/1732021>

|                       |              |
|-----------------------|--------------|
| Solder pin length [P] | 5 mm         |
| Pin dimensions        | 0.9 x 0.9 mm |

## PCB design

|               |        |
|---------------|--------|
| Hole diameter | 1.3 mm |
|---------------|--------|

## Electrical tests

### Air clearances and creepage distances |

|  |   |
|--|---|
| Specification  | IEC 60947-1:2007-06 + A1:2010-12 + A2:2014-09       |
| Insulating material group                              | I   |
| Comparative tracking index (IEC 60112)                 | CTI 600   |
| Rated insulation voltage (III/3)                       | 500 V   |
| Rated surge voltage (III/3)                            | 6 kV  |
| minimum clearance value - non-homogenous field (III/3) | 5.5 mm  |
| minimum creepage distance (III/3)                      | 6.3 mm  |
| Note on connection cross section                       | With connected conductor 4 mm <sup>2</sup> (solid). |
| Rated insulation voltage (III/2)                       | 630 V   |
| Rated surge voltage (III/2)                            | 6 kV  |
| minimum clearance value - non-homogenous field (III/2) | 5.5 mm  |
| minimum creepage distance (III/2)                      | 5.5 mm  |
| Rated insulation voltage (II/2)                        | 1000 V  |
| Rated surge voltage (II/2)                             | 6 kV  |
| minimum clearance value - non-homogenous field (II/2)  | 5.5 mm  |
| minimum creepage distance (II/2)                       | 5.5 mm  |

## Environmental and real-life conditions

### Ambient conditions

|   |   |
|---|---|
| Ambient temperature (operation)         | -40 °C ... 100 °C (Depending on the current carrying capacity/derating curve) |
| Ambient temperature (storage/transport) | -40 °C ... 70 °C  |
| Relative humidity (storage/transport)   | 30 % ... 70 %   |
| Ambient temperature (assembly)          | -5 °C ... 100 °C  |

## Packaging specifications

|                   |                     |
|-------------------|---------------------|
| Type of packaging | packed in cardboard |
|-------------------|---------------------|

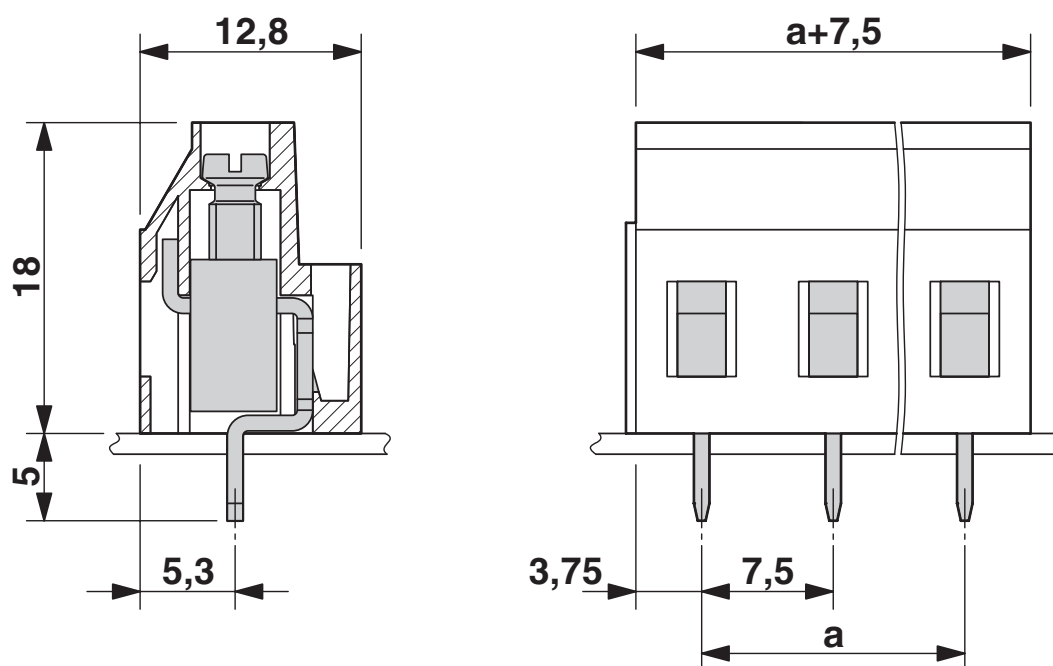
# GMKDSP 3/ 2 - PCB terminal block

1732021

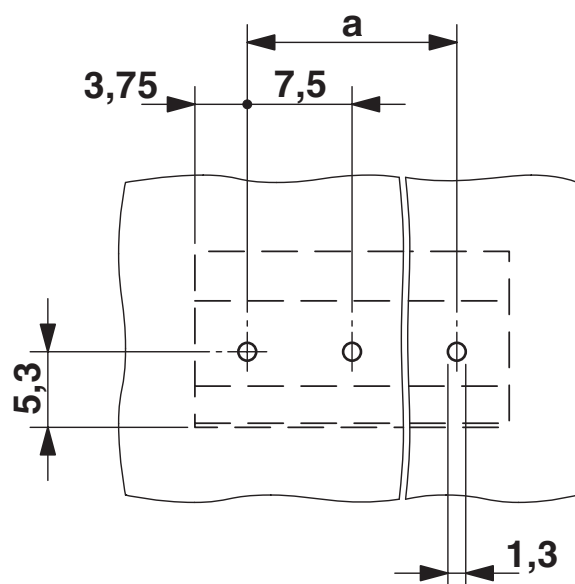
<https://www.phoenixcontact.com/pc/products/1732021>

## Drawings

Dimensional drawing



Drilling plan/solder pad geometry



# GMKDSP 3/ 2 - PCB terminal block





1732021

<https://www.phoenixcontact.com/pc/products/1732021>

## Approvals

To download certificates, visit the product detail page: <https://www.phoenixcontact.com/pc/products/1732021>

|  <b>cULus Recognized</b><br>Approval ID: E60425-19870331 |                       |                       |                   |                             |
|---|-----------------------|-----------------------|-------------------|-----------------------------|
|   | Nominal voltage $U_N$ | Nominal current $I_N$ | Cross section AWG | Cross section $\text{mm}^2$ |
| Use group B   | 250 V                 | 15 A                  | 30 - 12           | -                           |
| Use group D   | 300 V                 | 10 A                  | 30 - 12           | -                           |

|  <b>VDE Zeichengenehmigung</b><br>Approval ID: 40055535 |                       |                       |                   |                             |
|--|-----------------------|-----------------------|-------------------|-----------------------------|
|  | Nominal voltage $U_N$ | Nominal current $I_N$ | Cross section AWG | Cross section $\text{mm}^2$ |
|  | 630 V                 | 30 A                  | -                 | 0.2 - 4                     |

# GMKDSP 3/ 2 - PCB terminal block



1732021

<https://www.phoenixcontact.com/pc/products/1732021>

## Classifications

### ECLASS

|             |          |
|-------------|----------|
| ECLASS-11.0 | 27460101 |
| ECLASS-12.0 | 27460101 |
| ECLASS-13.0 | 27460101 |

### ETIM

|          |          |
|----------|----------|
| ETIM 9.0 | EC002643 |
|----------|----------|

### UNSPSC

|             |          |
|-------------|----------|
| UNSPSC 21.0 | 39121400 |
|-------------|----------|

# GMKDSP 3/ 2 - PCB terminal block



1732021  
<https://www.phoenixcontact.com/pc/products/1732021>

## Environmental product compliance

|   |  |
|---|--|
| EU RoHS                                 |  |
| Fulfills EU RoHS substance requirements | Yes, No exemptions                       |
| China RoHS                              |  |
| Environment friendly use period (EFUP)  | EFUP-E                                   |
|   | No hazardous substances above the limits |
| EU REACH SVHC                           |  |
| REACH candidate substance (CAS No.)     | No substance above 0.1 wt%               |

Phoenix Contact 2024 © - all rights reserved  
<https://www.phoenixcontact.com>

PHOENIX CONTACT GmbH & Co. KG  
Flachmarktstraße 8  
D-32825 Blomberg  
+49 (0) 5235-3 00  
[info@phoenixcontact.com](mailto:info@phoenixcontact.com)