


Please be informed that the data shown in this PDF document is generated from our online catalog. Please find the complete data in the user documentation. Our general terms of use for downloads are valid.



PCB terminal block, nominal current: 26 A, rated voltage (III/2): 400 V, nominal cross section: 2.5 mm², number of potentials: 1, number of rows: 1, number of positions per row: 1, product range: DMKDS 2,5, pitch: 5 mm, connection method: Screw connection with tension sleeve, screw head form: L Slotted, mounting: Wave soldering, conductor/PCB connection direction: 315 °, color: black, Pin layout: Linear pinning, Solder pin [P]: 3.4 mm, number of solder pins per potential: 1, type of packaging: packed in cardboard

Your advantages

- Well-known connection principle allows worldwide use
- Low temperature rise, thanks to maximum contact force
- The latching on the side enables various numbers of positions to be combined

Commercial data

Item number	1745005
Packing unit	50 pc
Minimum order quantity	50 pc
Note	Made to order (non-returnable)
Sales key	AA13
Product key	AAMFAA
GTIN	4017918243258
Weight per piece (including packing)	3.17 g
Weight per piece (excluding packing)	3.17 g
Customs tariff number	85369010
Country of origin	PL

DMKDS 2,5 BK - PCB terminal block



1745005

<https://www.phoenixcontact.com/us/products/1745005>

Technical data

Product properties

Product type	Printed circuit board terminal
Product family	DMKDS 2,5
Product line	COMBICON Terminals M
Type	PCB terminal block can be aligned in rows+feed-through terminal block
Number of positions	1
Pitch	5 mm
Number of connections	1
Number of rows	1
Number of potentials	1
Pin layout	Linear pinning
Solder pins per potential	1

Electrical properties

Nominal current I_N	26 A
Nominal voltage U_N	400 V
Degree of pollution	3
Rated voltage (III/3)	320 V
Rated surge voltage (III/3)	4 kV
Rated voltage (III/2)	400 V
Rated surge voltage (III/2)	4 kV
Rated voltage (II/2)	630 V
Rated surge voltage (II/2)	4 kV

Connection data

Connection technology

Type	PCB terminal block can be aligned in rows+feed-through terminal block
Nominal cross section	2.5 mm ²

Conductor connection

Connection method	Screw connection with tension sleeve
Conductor cross section rigid	0.2 mm ² ... 4 mm ²
Conductor cross section flexible	0.2 mm ² ... 2.5 mm ²
Conductor cross section AWG	24 ... 12
Conductor cross section flexible, with ferrule without plastic sleeve	0.25 mm ² ... 2.5 mm ²
Conductor cross section, flexible, with ferrule, with plastic sleeve	0.25 mm ² ... 2.5 mm ²
Stripping length	7 mm
Tightening torque	0.5 Nm ... 0.6 Nm

DMKDS 2,5 BK - PCB terminal block



1745005

<https://www.phoenixcontact.com/us/products/1745005>

Mounting

Mounting type	Wave soldering
Pin layout	Linear pinning
Drive form screw head	Slotted (L)

Material specifications

Material data - contact	
Note	WEEE/RoHS-compliant, free of whiskers according to IEC 60068-2-82/JEDEC JESD 201
Contact material	Cu alloy
Metal surface terminal point (top layer)	Tin (5 - 7 µm Sn)
Metal surface soldering area (top layer)	Tin (5 - 7 µm Sn)

Material data - housing	
Color (Housing)	black (9005)
Insulating material	PA
Insulating material group	I
CTI according to IEC 60112	600
Flammability rating according to UL 94	V2

Dimensions

Dimensional drawing	
Pitch	5 mm
Height [h]	23.4 mm
Length [l]	27.8 mm
Installed height	20 mm
Solder pin length [P]	3.4 mm

Electrical tests

Air clearances and creepage distances	
Specification	IEC 60664-1:2007-04
Insulating material group	I
Comparative tracking index (IEC 60112)	CTI 600
Rated insulation voltage (III/3)	320 V
Rated surge voltage (III/3)	4 kV
minimum clearance value - non-homogenous field (III/3)	3 mm
minimum creepage distance (III/3)	4 mm
Rated insulation voltage (III/2)	400 V

DMKDS 2,5 BK - PCB terminal block



1745005

<https://www.phoenixcontact.com/us/products/1745005>

Rated surge voltage (III/2)	4 kV
minimum clearance value - non-homogenous field (III/2)	3 mm
minimum creepage distance (III/2)	3 mm
Rated insulation voltage (II/2)	630 V
Rated surge voltage (II/2)	4 kV
minimum clearance value - non-homogenous field (II/2)	3 mm
minimum creepage distance (II/2)	3.2 mm

Packaging specifications

Type of packaging	packed in cardboard
-------------------	---------------------

DMKDS 2,5 BK - PCB terminal block





1745005

<https://www.phoenixcontact.com/us/products/1745005>

Approvals

To download certificates, visit the product detail page: <https://www.phoenixcontact.com/us/products/1745005>

 CSA Approval ID: 13631				
	Nominal voltage U_N	Nominal current I_N	Cross section AWG	Cross section mm^2
	300 V	10 A	28 - 14	-

 cULus Recognized Approval ID: E60425-19770427				
	Nominal voltage U_N	Nominal current I_N	Cross section AWG	Cross section mm^2
Use group B				
	300 V	10 A	30 - 14	-
Use group D				
	300 V	10 A	30 - 14	-

DMKDS 2,5 BK - PCB terminal block



1745005

<https://www.phoenixcontact.com/us/products/1745005>

Classifications

ECLASS

ECLASS-11.0	27141134
ECLASS-13.0	27141134
ECLASS-12.0	27141134

ETIM

ETIM 8.0	EC001283
----------	----------

UNSPSC

UNSPSC 21.0	39121400
-------------	----------

DMKDS 2,5 BK - PCB terminal block



1745005
<https://www.phoenixcontact.com/us/products/1745005>

Environmental product compliance

EU RoHS	
Fulfills EU RoHS substance requirements	Yes, No exemptions
China RoHS	
Environment friendly use period (EFUP)	EFUP-E
	No hazardous substances above the limits
EU REACH SVHC	
REACH candidate substance (CAS No.)	No substance above 0.1 wt%

Phoenix Contact 2024 © - all rights reserved
<https://www.phoenixcontact.com>

Phoenix Contact USA
586 Fulling Mill Road
Middletown, PA 17057, United States
(+717) 944-1300
info@phoenixcon.com