

Base strip - MSTB 2,5/15-G-LA - 1768312


Please be informed that the data shown in this PDF Document is generated from our Online Catalog. Please find the complete data in the user's documentation. Our General Terms of Use for Downloads are valid (<http://phoenixcontact.com/download>)



Header, Nominal current: 12 A, Rated voltage (III/2): 320 V, Number of positions: 15, Pitch: 5 mm, Color: green, Contact surface: Tin, Mounting: Soldering



Key Commercial Data

Packing unit	50 pc
GTIN	 4 017918 033712
Weight per Piece (excluding packing)	4.91 g
Custom tariff number	85366990
Country of origin	Germany
Note	Made to Order (non-returnable)

Technical data

Dimensions

Length	12 mm
Pitch	5.00 mm
Dimension a	70 mm
Constructional height	8.3 mm
Pin dimensions	1 x 1 mm
Hole diameter	1.4 mm

General

Range of articles	MSTB 2,5/..-G -LA
Insulating material group	I
Rated surge voltage (III/3)	4 kV
Rated surge voltage (III/2)	4 kV
Rated surge voltage (II/2)	4 kV
Rated voltage (III/3)	250 V
Rated voltage (III/2)	320 V
Rated voltage (II/2)	400 V

Base strip - MSTB 2,5/15-G-LA - 1768312

Technical data

General

Connection in acc. with standard	EN-VDE
Nominal current I _N	12 A
Maximum load current	12 A
Insulating material	PBT
Flammability rating according to UL 94	V0
Color	green
Number of positions	15

Classifications

eCl@ss

eCl@ss 4.0	272607xx
eCl@ss 4.1	27260701
eCl@ss 5.0	27260701
eCl@ss 5.1	27260701
eCl@ss 6.0	27260704
eCl@ss 7.0	27440402
eCl@ss 8.0	27440402

ETIM

ETIM 3.0	EC001121
ETIM 4.0	EC002637
ETIM 5.0	EC002637

UNSPSC

UNSPSC 6.01	30211810
UNSPSC 7.0901	39121409
UNSPSC 11	39121409
UNSPSC 12.01	39121409
UNSPSC 13.2	39121409

Approvals

Approvals

Approvals

CSA / VDE Gutachten mit Fertigungsüberwachung / IECCEB CB Scheme / CCA / cULus Recognized


Ex Approvals


Base strip - MSTB 2,5/15-G-LA - 1768312


Approvals

Approvals submitted

Approval details

CSA 		
	B	D
Nominal current IN	15 A	10 A
Nominal voltage UN	300 V	300 V

VDE Gutachten mit Fertigungsüberwachung 	
Nominal current IN	12 A
Nominal voltage UN	250 V

IECEE CB Scheme 	
Nominal current IN	12 A
Nominal voltage UN	250 V

CCA	
Nominal current IN	12 A
Nominal voltage UN	250 V

cULus Recognized		
	B	D
Nominal current IN	15 A	15 A
Nominal voltage UN	300 V	150 V

Accessories

Accessories

Coding element

Base strip - MSTB 2,5/15-G-LA - 1768312

Accessories

Coding star - CR-MSTB - 1734401



Coding section, inserted into the recess in the header or the inverted plug, red insulating material

Fiber optics

Fiber optics - MSTB 2,5/10-LWL 4,0-5,08 - 1858206



COMBICON optical fibers, pitch 5.08 mm, 10-position, divisible, are snapped into the back of the MC header, color: transparent, dimension a: 4.0 mm

Fiber optics - MSTB 2,5/10-LWL 7,0-5,08 - 1858219



COMBICON optical fibers, pitch 5.08 mm, 10-position, divisible, are snapped into the back of the MC header, color: transparent, dimension a: 7.0 mm

Filler plug

Accessories - MSTB-BL - 1755477



Keying cap, for forming sections, plugs onto header pin, green insulating material

Flange

Accessories - MSTB-BF - 1759981



Mounting flange, for fixing both ends of the header onto the PCB, green insulating material, with M 2 x 14 screws and nuts.

Labeled terminal marker

Base strip - MSTB 2,5/15-G-LA - 1768312

Accessories

Marker card - SK 5/3,8:FORTL.ZAHLEN - 0804183



Marker card, Card, white, labeled, Horizontal: Consecutive numbers 1 - 10, 11 - 20, etc. up to 91 - (99)100, Mounting type: Adhesive, for terminal block width: 5 mm, Lettering field: 5 x 3.8 mm

Light element - MSTB-LA/RD - 1765690



MSTB light indicator element, 1 position, snaps onto MSTB 2,5/...-G-LA and MSTBA 2,5/...-G-LA, with 5 mm pitch or 5.08 mm pitch if the interlocking is loosened, red, yellow, green LED without preresistor

Drawings

Dimensional drawing

