

PLH 16/ 3-10-ZF - PCB terminal block



1770474

<https://www.phoenixcontact.com/us/products/1770474>

Please be informed that the data shown in this PDF document is generated from our online catalog. Please find the complete data in the user documentation. Our general terms of use for downloads are valid.



PCB terminal block, nominal current: 76 A, rated voltage (III/2): 1000 V, nominal cross section: 16 mm², number of potentials: 3, number of rows: 1, number of positions per row: 3, product range: PLH 16/, pitch: 10 mm, connection method: Push-lock spring connection, mounting: Wave soldering, conductor/PCB connection direction: 0 °, Pin layout: Zigzag pinning M, Solder pin [P]: 4.5 mm, number of solder pins per potential: 2, type of packaging: packed in cardboard

Your advantages

- Tool-free lever principle enables time-saving connection and release of conductors with/without ferrules
- Defined contact force ensures that contact remains stable over the long term
- Time-saving push-in connection when lever is closed
- Quick and convenient testing using integrated test option
- Unrestricted 600-V-UL approval thanks to compact zig-zag pinning

Commercial data

Item number	1770474
Packing unit	1 pc
Note	Made to order (non-returnable)
Sales key	AA15
Product key	AAOTBA
Catalog page	Page 473 (C-1-2013)
GTIN	4046356458214
Weight per piece (including packing)	23.14 g
Weight per piece (excluding packing)	21.06 g
Customs tariff number	85369010
Country of origin	SK

PLH 16/ 3-10-ZF - PCB terminal block



1770474

<https://www.phoenixcontact.com/us/products/1770474>

Technical data

Product properties

Product line	COMBICON Terminals XL
Product type	Printed circuit board terminal
Product family	PLH 16/
Number of positions	3
Pitch	10 mm
Number of connections	3
Number of rows	1
Number of potentials	3
Pin layout	Zigzag pinning M
Solder pins per potential	2

Electrical properties

Nominal current I_N	76 A
Nominal voltage U_N	1000 V
Degree of pollution	3
Rated voltage (III/3)	1000 V
Rated surge voltage (III/3)	8 kV
Rated voltage (III/2)	1000 V
Rated surge voltage (III/2)	8 kV
Rated voltage (II/2)	1000 V
Rated surge voltage (II/2)	8 kV

Connection data

Connection technology

Nominal cross section	16 mm ²
-----------------------	--------------------

Conductor connection

Connection method	Push-lock spring connection
Conductor cross section rigid	0.75 mm ² ... 16 mm ²
Conductor cross section flexible	0.75 mm ² ... 25 mm ²
Conductor cross section AWG	18 ... 4
Conductor cross section flexible, with ferrule without plastic sleeve	0.75 mm ² ... 16 mm ²
Conductor cross section, flexible, with ferrule, with plastic sleeve	0.75 mm ² ... 10 mm ²
2 conductors with the same cross section, flexible, with TWIN ferrule with plastic sleeve	0.75 mm ² ... 4 mm ²
Stripping length	18 mm

Mounting

Mounting type	Wave soldering
Pin layout	Zigzag pinning M

PLH 16/ 3-10-ZF - PCB terminal block



1770474

<https://www.phoenixcontact.com/us/products/1770474>

Material specifications

Material data - contact

Note	WEEE/RoHS-compliant, free of whiskers according to IEC 60068-2-82/JEDEC JESD 201
Contact material	Cu alloy
Surface characteristics	Tin-plated
Metal surface terminal point (top layer)	Tin (10 - 16 µm Sn)
Metal surface soldering area (top layer)	Tin (10 - 16 µm Sn)

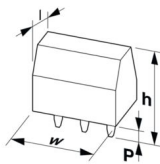
Material data - housing

Color ()	()
Insulating material	PA
Insulating material group	I
CTI according to IEC 60112	600
Flammability rating according to UL 94	V0
Glow wire flammability index GWFI according to EN 60695-2-12	850
Glow wire ignition temperature GWIT according to EN 60695-2-13	775
Temperature for the ball pressure test according to EN 60695-10-2	125 °C

Material data – actuating element

Insulating material	PBT
Insulating material group	IIIa
CTI according to IEC 60112	275
Flammability rating according to UL 94	V0

Dimensions

Dimensional drawing	
Pitch	10 mm
Width [w]	31.4 mm
Height [h]	33.5 mm
Length [l]	25 mm
Installed height	29 mm
Solder pin length [P]	4.5 mm
Pin dimensions	1.2 x 1.2 mm

PCB design

Pin spacing	12.5 mm
Hole diameter	1.6 mm

Mechanical tests

Conductor connection

Specification	IEC 60999-1:1999-11
Result	Test passed

Test for conductor damage and slackening

Specification	IEC 60999-1:1999-11
Result	Test passed

Repeated connection and disconnection

Specification	IEC 60999-1:1999-11
Result	Test passed

Pull-out test

Specification	IEC 60999-1:1999-11
Conductor cross section/conductor type/tractive force setpoint/actual value	0.75 mm ² / solid / > 30 N
	0.75 mm ² / flexible / > 30 N
	16 mm ² / stranded / > 100 N
	16 mm ² / flexible / > 100 N
	10 mm ² / flexible with ferrule / > 90 N

Electrical tests

Temperature-rise test

Specification	IEC 60947-7-4:2013-08
Requirement temperature-rise test	The sum of ambient temperature and temperature rise of the PCB terminal block shall not exceed the upper limiting temperature.

Short-time withstand current

Specification	IEC 60947-7-4:2013-08
---------------	-----------------------

Insulation resistance

Specification	IEC 60512-3-1:2002-02
Insulation resistance, neighboring positions	> 5 MΩ

Air clearances and creepage distances |

Specification	IEC 60664-1:2007-04
Insulating material group	I
Comparative tracking index (IEC 60112)	CTI 600
Rated insulation voltage (III/3)	1000 V
Rated surge voltage (III/3)	8 kV
minimum clearance value - non-homogenous field (III/3)	8 mm
minimum creepage distance (III/3)	12.5 mm
Rated insulation voltage (III/2)	1000 V
Rated surge voltage (III/2)	8 kV
minimum clearance value - non-homogenous field (III/2)	8 mm

PLH 16/ 3-10-ZF - PCB terminal block



1770474

<https://www.phoenixcontact.com/us/products/1770474>

minimum creepage distance (III/2)	8 mm
Rated insulation voltage (II/2)	1000 V
Rated surge voltage (II/2)	8 kV
minimum clearance value - non-homogenous field (II/2)	5.5 mm
minimum creepage distance (II/2)	5.5 mm

Environmental and real-life conditions

Vibration test

Specification	IEC 60068-2-6:2007-12
Frequency	10 - 150 - 10 Hz
Sweep speed	1 octave/min
Amplitude	0.35 mm (10 Hz ... 60.1 Hz)
Sweep speed	5g (60.1 Hz ... 150 Hz)
Test duration per axis	2.5 h

Glow-wire test

Specification	IEC 60695-2-10:2000-10
Temperature	850 °C
Time of exposure	5 s

Aging

Specification	IEC 60947-7-4:2013-08
---------------	-----------------------

Ambient conditions

Ambient temperature (operation)	-40 °C ... 100 °C (Depending on the current carrying capacity/derating curve)
Ambient temperature (storage/transport)	-40 °C ... 70 °C
Relative humidity (storage/transport)	30 % ... 70 %
Ambient temperature (assembly)	-5 °C ... 100 °C

Packaging specifications

Type of packaging	packed in cardboard
-------------------	---------------------

PLH 16/ 3-10-ZF - PCB terminal block

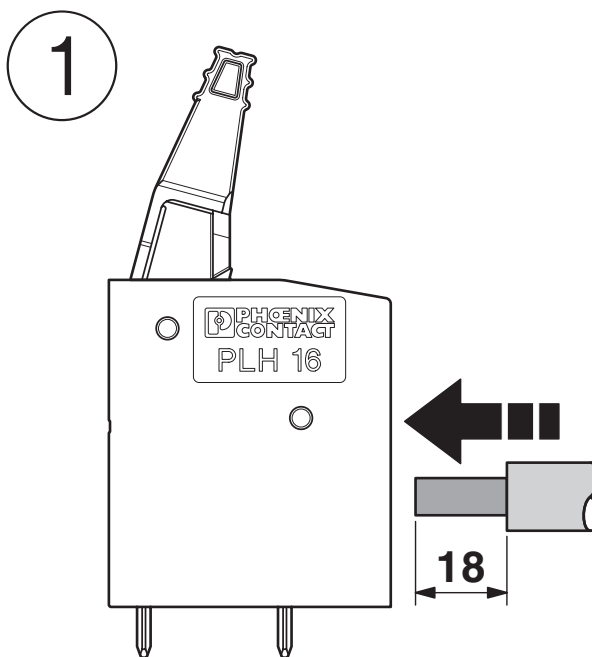
1770474

<https://www.phoenixcontact.com/us/products/1770474>

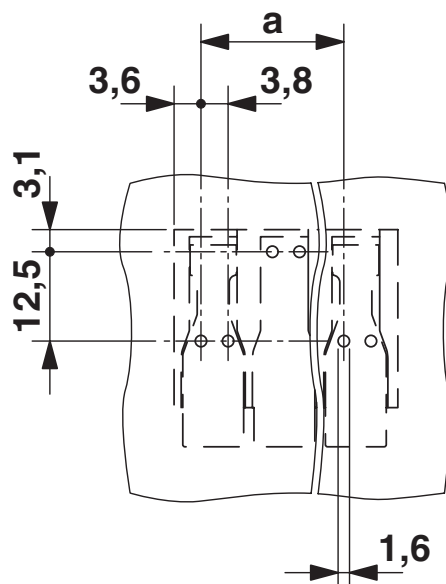


Drawings

Functional drawing



Drilling plan/solder pad geometry



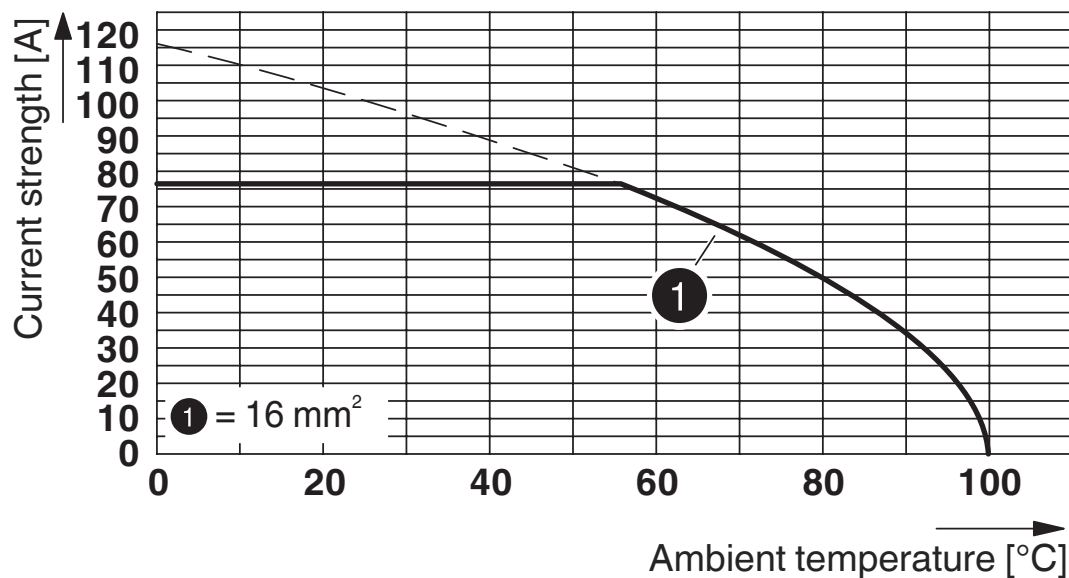
PLH 16/ 3-10-ZF - PCB terminal block



1770474

<https://www.phoenixcontact.com/us/products/1770474>

Diagram



Type: PLH 16/...-10-ZF

Tested in accordance with DIN EN 60512-5-2:2003-01

No. of positions: 5

Conductor cross section: 16 mm² (exclusively for solid conductors)

Functional drawing



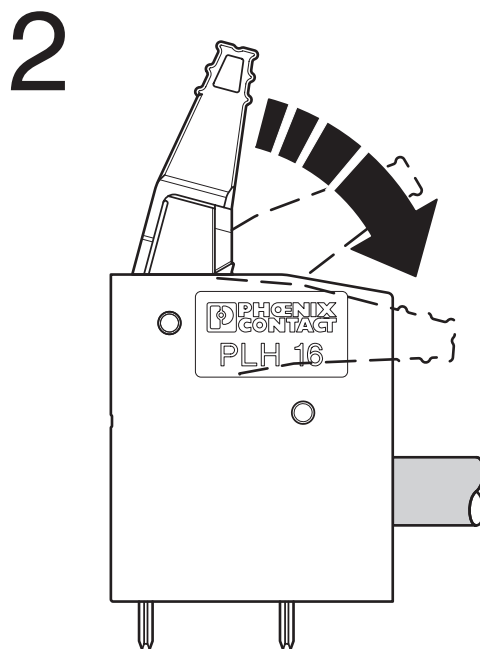
PLH 16/ 3-10-ZF - PCB terminal block

1770474

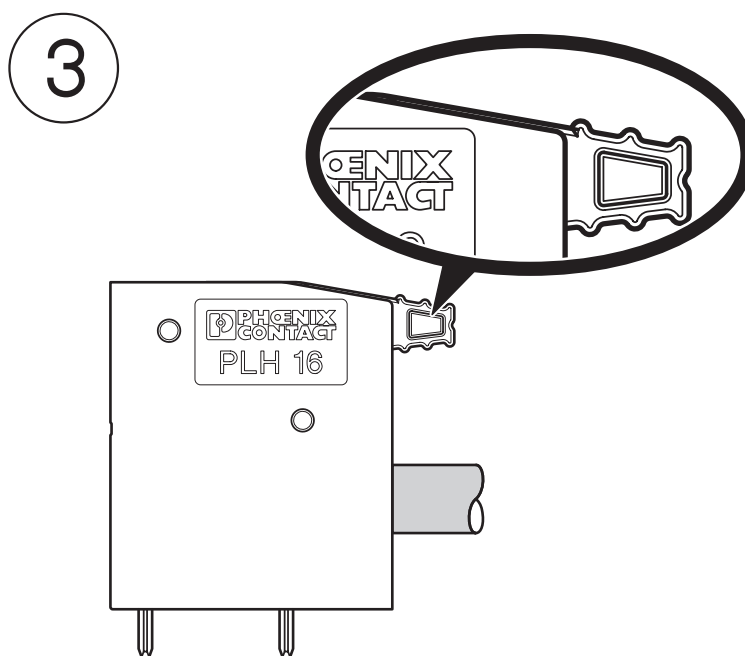
<https://www.phoenixcontact.com/us/products/1770474>



Functional drawing



Functional drawing



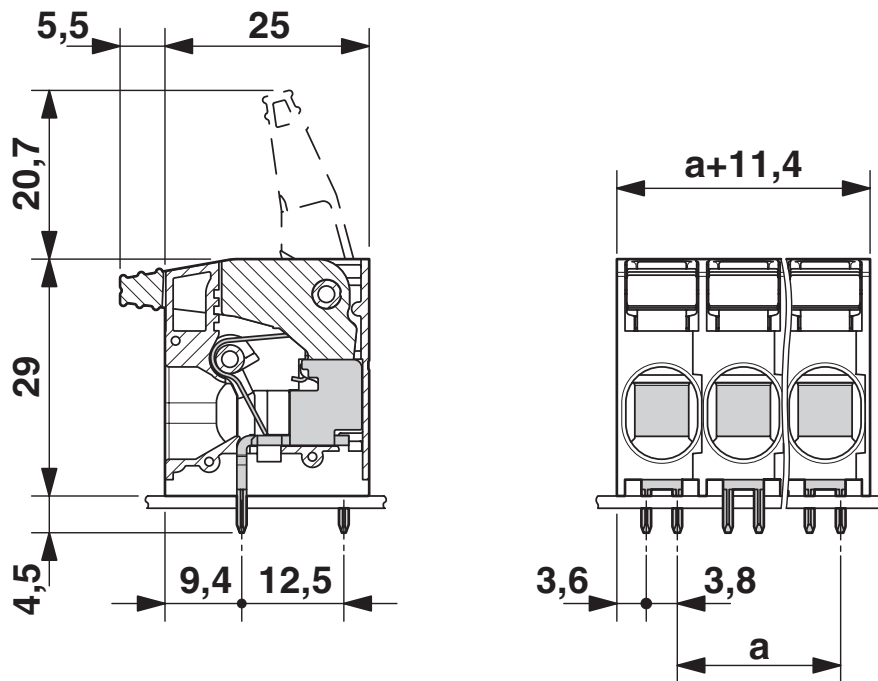
PLH 16/ 3-10-ZF - PCB terminal block

1770474

<https://www.phoenixcontact.com/us/products/1770474>



Dimensional drawing



PLH 16/ 3-10-ZF - PCB terminal block



1770474

<https://www.phoenixcontact.com/us/products/1770474>

Approvals

To download certificates, visit the product detail page: <https://www.phoenixcontact.com/us/products/1770474>

UL Recognized				
Approval ID: E60425-20110524				
	Nominal voltage U _N	Nominal current I _N	Cross section AWG	Cross section mm ²
Use group B				
	600 V	51 A	18 - 6	-
Use group C				
	600 V	51 A	18 - 6	-

VDE Zeichengenehmigung				
Approval ID: 40041250				
	Nominal voltage U _N	Nominal current I _N	Cross section AWG	Cross section mm ²
	1000 V	76 A	-	0.75 - 16

PLH 16/ 3-10-ZF - PCB terminal block



1770474

<https://www.phoenixcontact.com/us/products/1770474>

Classifications

ECLASS

ECLASS-11.0	27460101
ECLASS-13.0	27460101

ETIM

ETIM 8.0	EC002643
----------	----------

UNSPSC

UNSPSC 21.0	39121400
-------------	----------

PLH 16/ 3-10-ZF - PCB terminal block



1770474

<https://www.phoenixcontact.com/us/products/1770474>

Environmental product compliance

China RoHS	Environmentally friendly use period: unlimited = EFUP-e
	No hazardous substances above threshold values

Phoenix Contact 2024 © - all rights reserved
<https://www.phoenixcontact.com>

Phoenix Contact USA
586 Fulling Mill Road
Middletown, PA 17057, United States
(+717) 944-1300
info@phoenixcon.com