

# VC-AML 8 - Contact insert



1852833

<https://www.phoenixcontact.com/sg/products/1852833>

Please be informed that the data shown in this PDF document is generated from our online catalog. Please find the complete data in the user documentation. Our general terms of use for downloads are valid.



Contact insert, Range of articles: VARIOCON, housing material: Polyamide, color: light grey, number of positions: 8, rated voltage: 160, rated current: 10 A, Connection method: PCB connection, Contact connection type: Pin. Connectors may only be connected/disconnected when under no load.

## Commercial data

Item number	1852833
Packing unit	50 pc
Minimum order quantity	50 pc
Sales key	0220*
Product key	ABLACA
Catalog page	Page 27 (C-2-2013)
GTIN	4017918127275
Weight per piece (including packing)	5.76 g
Weight per piece (excluding packing)	5.76 g
Customs tariff number	85369010
Country of origin	PL

## Technical data

### Notes

General	Connectors may only be connected/disconnected when under no load.
Safety note	<p>WARNING: The connectors may not be plugged in or disconnected under load. Ignoring the warning or improper use may damage persons and/or property.</p> <ul style="list-style-type: none"> <li>• WARNING: Commission properly functioning products only. The products must be regularly inspected for damage. Decommission defective products immediately. Replace damaged products. Repairs are not possible.</li> <li>• WARNING: Only electrically qualified personnel may install and operate the product. They must observe the following safety notes. The qualified personnel must be familiar with the basics of electrical engineering. They must be able to recognize and prevent danger. The relevant symbol on the packaging indicates that only personnel familiar with electrical engineering are allowed to install and operate the product.</li> <li>• The products are suitable for applications in plant, controller, and electrical device engineering.</li> <li>• When operating the connectors in outdoor applications, they must be separately protected against environmental influences.</li> <li>• Assembled products may not be manipulated or improperly opened.</li> <li>• Only use mating connectors that are specified in the technical data of the standards listed (e.g. the ones listed in the product accessories online at <a href="https://www.phoenixcontact.com/products">phoenixcontact.com/products</a>).</li> <li>• When using the product in direct connection with third-party manufacturers, the user is responsible.</li> <li>• For operating voltages &gt; 50 V AC, conductive connector housings must be grounded</li> <li>• Ensure that the protective or functional ground has been properly connected.</li> <li>• VDE 0100/1.97 § 411.1.3.2 and DIN EN 60 204/11.98 § 14.1.3 are applicable when combining several circuits in a cable and/or connector</li> <li>• Observe the corresponding technical data. You will find information: <ul style="list-style-type: none"> <li>o On the product</li> <li>o On the packing label</li> <li>o In the supplied documentation</li> <li>o Online at <a href="https://www.phoenixcontact.com/products">phoenixcontact.com/products</a> under the product</li> </ul> </li> <li>• Only use tools recommended by Phoenix Contact</li> <li>• The installation notes/Design In documents online on the download page at <a href="https://www.phoenixcontact.com/products">phoenixcontact.com/products</a> must be observed for this product.</li> <li>• Use a protective cap to protect connectors that are not in use. The suitable accessories are available online in the accessory section of the product at <a href="https://www.phoenixcontact.com/products">phoenixcontact.com/products</a></li> <li>• Operate the connector only when it is fully plugged in.</li> </ul>

# VC-AML 8 - Contact insert

1852833

<https://www.phoenixcontact.com/sg/products/1852833>



	• Ensure that when laying the cable, the tensile load on the connectors does not exceed the upper limit specified in the standards.
	• Observe the minimum bending radius of the cable. Lay the cable without twisting it.
	• The connector warms up in normal operation. Depending on the ambient conditions, the surface of the connector can continue to warm up. In this case, the user is responsible for posting warnings (e.g. DIN EN ISO 13732-1:2008-12).

### Product properties

Product type	Contact insert
Product family	VARIOCON
Number of positions	8
Number of module slots	1
Series	VC-M

### Insulation characteristics

Degree of pollution	3
---------------------	---

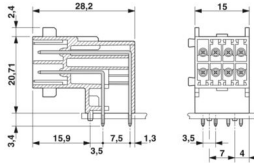
### Electrical properties

Rated voltage (II/2)	320 V
Rated voltage (III/2)	160 V
Rated voltage (III/3)	160 V
Nominal voltage ATD	160
Rated surge voltage	2.5 kV
Rated surge voltage (III/3)	2.5 kV
Rated surge voltage	2.5 kV
Rated current	10 A
	10 A

### Connection data

Connection method	PCB connection
-------------------	----------------

### Dimensions

Dimensional drawing	
Width	28.6 mm
Height	26.5 mm
Length	15 mm
Hole diameter	1.2 mm

### Material specifications

# VC-AML 8 - Contact insert

1852833

<https://www.phoenixcontact.com/sg/products/1852833>



Color	light grey
Color of the housing part	gray
Material	Polyamide
Flammability rating according to UL 94	V0
Insulating material group	I
Contact material	CuMg
Contact surface material	tin-plated
Contact carrier material	PA 6.6
Housing material	Polyamide

## Cable/line

Halogen-free	yes
--------------	-----

## Mechanical properties

### Mechanical data

Insertion/withdrawal cycles	≥ 100
-----------------------------	-------

## Environmental and real-life conditions

### Ambient conditions

Ambient temperature (operation)	-40 °C ... 100 °C
---------------------------------	-------------------

# VC-AML 8 - Contact insert

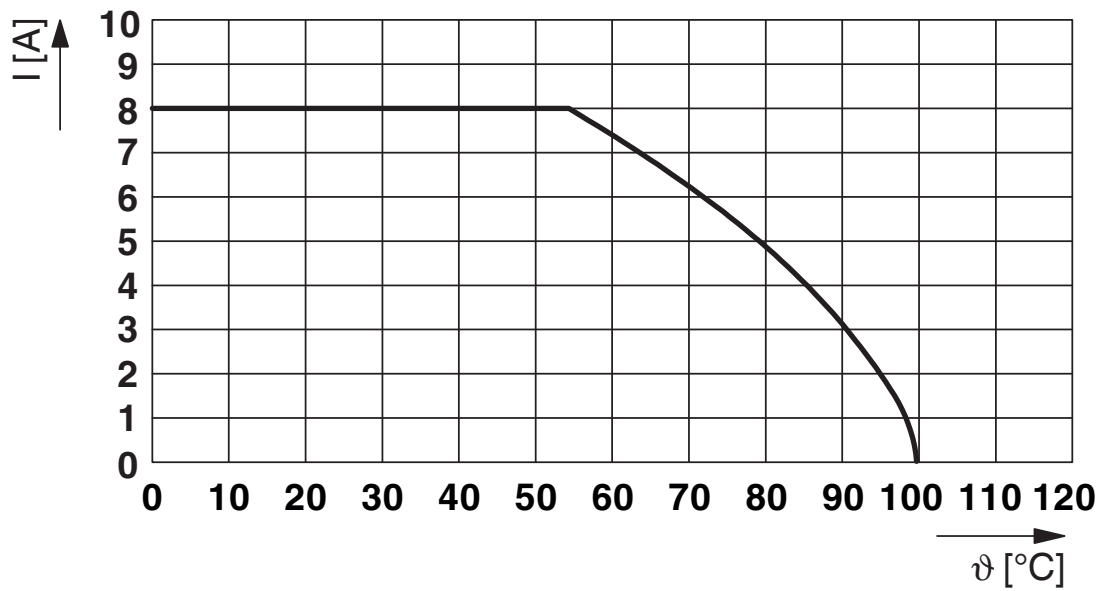
1852833

<https://www.phoenixcontact.com/sg/products/1852833>

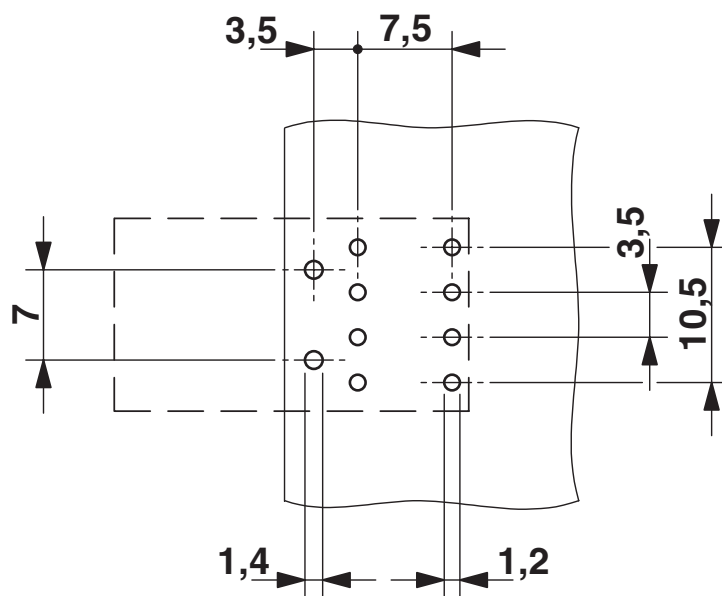


## Drawings

Diagram



Drilling plan/solder pad geometry



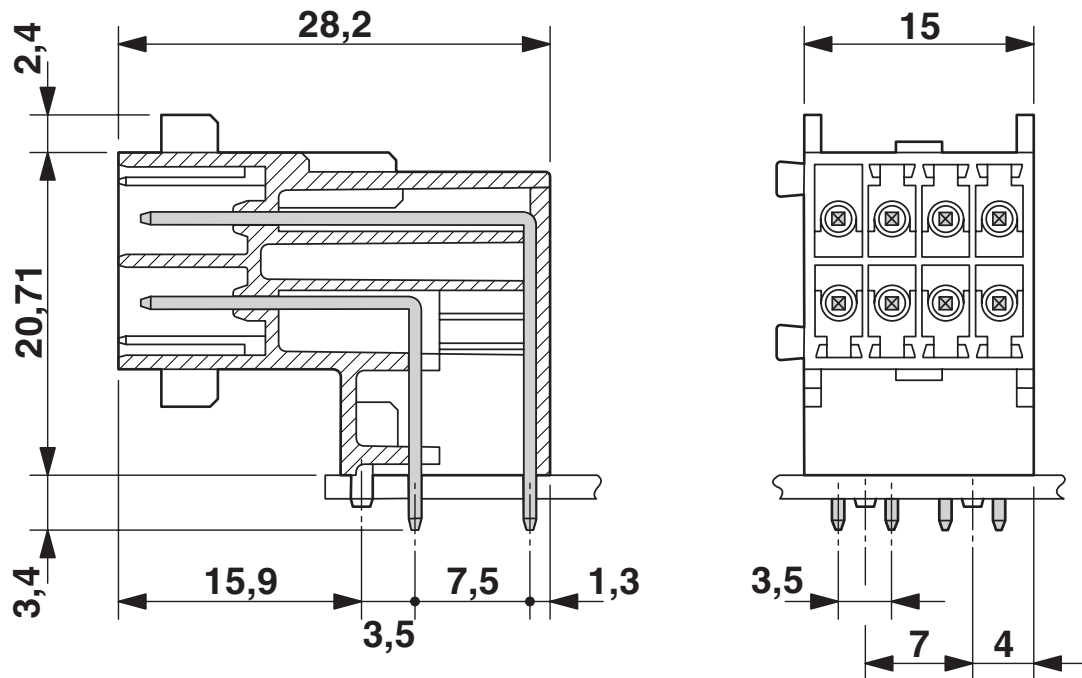
# VC-AML 8 - Contact insert

1852833

<https://www.phoenixcontact.com/sg/products/1852833>



Dimensional drawing



# VC-AML 8 - Contact insert


1852833


<https://www.phoenixcontact.com/sg/products/1852833>



## Approvals

To download certificates, visit the product detail page: <https://www.phoenixcontact.com/sg/products/1852833>

 <b>cUL Recognized</b> Approval ID: FILE E 118976				
	Nominal voltage U <sub>N</sub>	Nominal current I <sub>N</sub>	Cross section AWG	Cross section mm <sup>2</sup>
	250 V	8 A	-	-

 <b>UL Recognized</b> Approval ID: FILE E 118976				
	Nominal voltage U <sub>N</sub>	Nominal current I <sub>N</sub>	Cross section AWG	Cross section mm <sup>2</sup>
	250 V	8 A	-	-

<b>cULus Recognized</b>				
-------------------------	--	--	--	--

# VC-AML 8 - Contact insert



1852833

<https://www.phoenixcontact.com/sg/products/1852833>

## Classifications

### ECLASS

ECLASS-11.0	27440223
ECLASS-12.0	27440223
ECLASS-13.0	27440223

### ETIM

ETIM 9.0	EC003557
----------	----------

### UNSPSC

UNSPSC 21.0	39121400
-------------	----------



# VC-AML 8 - Contact insert



1852833  
<https://www.phoenixcontact.com/sg/products/1852833>

## Environmental product compliance

China RoHS	Environmentally friendly use period: unlimited = EFUP-e
	No hazardous substances above threshold values

Phoenix Contact 2024 © - all rights reserved  
<https://www.phoenixcontact.com>

PHOENIX CONTACT SEA Pte. Ltd.  
105 Eunos Avenue 3, #04-00  
Singapore 409836  
+65 6228 4900  
[marketing@phoenixcontact.com.sg](mailto:marketing@phoenixcontact.com.sg)