

VC-D3-BU50-PE-R - Contact insert



1884788

<https://www.phoenixcontact.com/us/products/1884788>

Please be informed that the data shown in this PDF document is generated from our online catalog. Please find the complete data in the user documentation. Our general terms of use for downloads are valid.



Contact insert, Range of articles: VARIOCON, design: VC3, housing material: PA, number of positions: 50, min. conductor cross section: 0.14 mm², max. conductor cross section: 1.5 mm², rated voltage: 250, rated current: 10 A, Connection method: Crimp connection, Contact connection type: Socket, Connectors may only be connected/disconnected when under no load.

Your advantages

- Pin and socket contacts can be used on both the plug and device sides
- Contact carriers have two further capacitive PE contacts
- The connection data of 250 V/10 A corresponds to that of the HEAVYCON DD series
- Contact types meet the requirements of IEC 60352/DIN EN 60352

Commercial data

Item number	1884788
Packing unit	10 pc
Minimum order quantity	1 pc
Sales key	AB01
Product key	ABLACB
Catalog page	Page 39 (C-2-2013)
GTIN	4017918164850
Weight per piece (including packing)	51.59 g
Weight per piece (excluding packing)	51.59 g
Customs tariff number	85366990
Country of origin	PL

VC-D3-BU50-PE-R - Contact insert

1884788

<https://www.phoenixcontact.com/us/products/1884788>



Technical data

Notes

General	Connectors may only be connected/disconnected when under no load.
General	Please note that full assembly with the maximum conductor cross-section can cause the sheathed cable to have an impermissibly large external diameter. Dimension the conductor cross-section depending on the number of positions.
General	The contact carriers are not suitable for installation in VC-MP-K... coupling housings

Safety note

Safety note	<p>WARNING: The connectors may not be plugged in or disconnected under load. Ignoring the warning or improper use may damage persons and/or property.</p> <ul style="list-style-type: none">• WARNING: Commission properly functioning products only. The products must be regularly inspected for damage. Decommission defective products immediately. Replace damaged products. Repairs are not possible.• WARNING: Only electrically qualified personnel may install and operate the product. They must observe the following safety notes. The qualified personnel must be familiar with the basics of electrical engineering. They must be able to recognize and prevent danger. The relevant symbol on the packaging indicates that only personnel familiar with electrical engineering are allowed to install and operate the product.• The products are suitable for applications in plant, controller, and electrical device engineering.• When operating the connectors in outdoor applications, they must be separately protected against environmental influences.• Assembled products may not be manipulated or improperly opened.• Only use mating connectors that are specified in the technical data of the standards listed (e.g. the ones listed in the product accessories online at phoenixcontact.com/products).• When using the product in direct connection with third-party manufacturers, the user is responsible.• For operating voltages > 50 V AC, conductive connector housings must be grounded• Ensure that the protective or functional ground has been properly connected.• VDE 0100/1.97 § 411.1.3.2 and DIN EN 60 204/11.98 § 14.1.3 are applicable when combining several circuits in a cable and/or connector• Observe the corresponding technical data. You will find information:<ul style="list-style-type: none">o On the producto On the packing labelo In the supplied documentationo Online at phoenixcontact.com/products under the product• Only use tools recommended by Phoenix Contact• The installation notes/Design In documents online on the
-------------	---

VC-D3-BU50-PE-R - Contact insert

1884788

<https://www.phoenixcontact.com/us/products/1884788>



download page at [phoenixcontact.com/products](https://www.phoenixcontact.com/products) must be observed for this product.

- Use a protective cap to protect connectors that are not in use. The suitable accessories are available online in the accessory section of the product at [phoenixcontact.com/products](https://www.phoenixcontact.com/products)

- Operate the connector only when it is fully plugged in.

- Ensure that when laying the cable, the tensile load on the connectors does not exceed the upper limit specified in the standards.

- Observe the minimum bending radius of the cable. Lay the cable without twisting it.

- The connector warms up in normal operation. Depending on the ambient conditions, the surface of the connector can continue to warm up. In this case, the user is responsible for posting warnings (e.g. DIN EN ISO 13732-1:2008-12).

Product properties

Product type	Contact insert
Product family	VARIOCON
Series	VC-D
Type	VC3
Number of positions	50
Connection profile	50+PE
Contact material type	rolled

Data management status

Article revision	04
------------------	----

Insulation characteristics

Degree of pollution	2
---------------------	---

Electrical properties

Rated voltage (II/2)	250 V
Rated voltage (III/3)	250 V
	250 V
Nominal voltage ATD	250 (III/2.00)
Rated surge voltage	4 kV
Rated surge voltage (II/2)	2.5 kV
Rated surge voltage (III/2)	4 kV
Rated surge voltage	4 kV
Rated current	10 A
	10 A
	max. 10 A
Nominal voltage U_N	250 V

Connection data

Connection method	Crimp connection
Conductor cross section flexible	1.5 mm ²

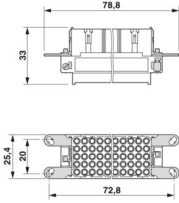
VC-D3-BU50-PE-R - Contact insert

1884788

<https://www.phoenixcontact.com/us/products/1884788>



Dimensions

Dimensional drawing	
Width	78.6 mm
Height	33 mm
Length	25.4 mm

Mechanical characteristics

Contact diameter	1.6 mm
------------------	--------

Material specifications

Color of the housing part	black
Material	Polyamide
Flammability rating according to UL 94	V0
Insulating material group	IIIa
Housing material	PA
Contact material	CuZn
Contact surface material	nickel-plated
Contact carrier material	PA

Cable/line

Single wire, cross section	0.14 mm ² 1.5 mm ²
Stripping length of the individual wire	8 mm

Mechanical properties

Mechanical data

Insertion/withdrawal cycles	>= 500
-----------------------------	--------

Environmental and real-life conditions

Ambient conditions

Ambient temperature (operation)	-40 °C ... 125 °C
---------------------------------	-------------------

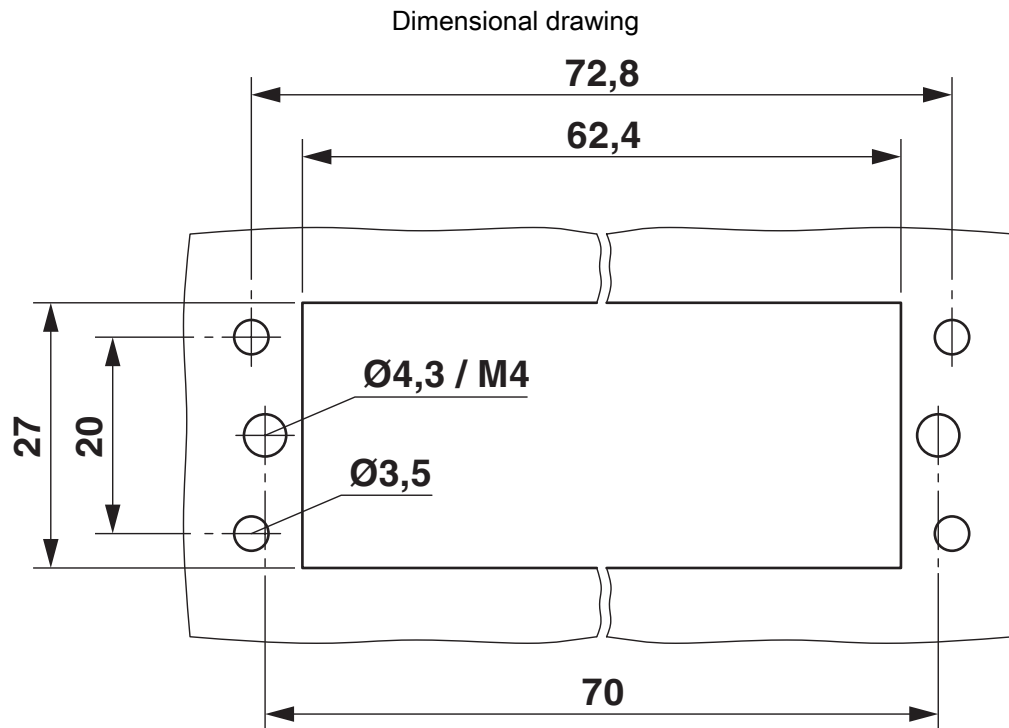
VC-D3-BU50-PE-R - Contact insert

1884788

<https://www.phoenixcontact.com/us/products/1884788>



Drawings



Mounting cutout

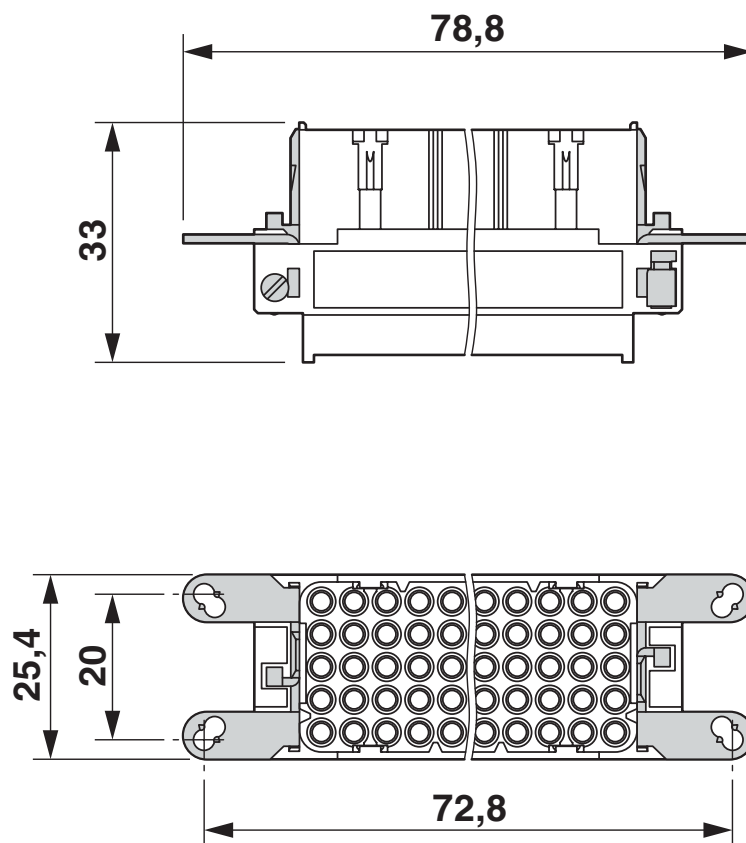
VC-D3-BU50-PE-R - Contact insert

1884788

<https://www.phoenixcontact.com/us/products/1884788>



Dimensional drawing



Contact insert

VC-D3-BU50-PE-R - Contact insert


1884788


<https://www.phoenixcontact.com/us/products/1884788>



Approvals

To download certificates, visit the product detail page: <https://www.phoenixcontact.com/us/products/1884788>

 cUL Recognized Approval ID: E118976				
	Nominal voltage U_N	Nominal current I_N	Cross section AWG	Cross section mm^2
	250 V	4 A	-	-

 UL Recognized Approval ID: E118976				
	Nominal voltage U_N	Nominal current I_N	Cross section AWG	Cross section mm^2
	250 V	4 A	-	-

cULus Recognized				
-------------------------	--	--	--	--

VC-D3-BU50-PE-R - Contact insert



1884788

<https://www.phoenixcontact.com/us/products/1884788>

Classifications

ECLASS

ECLASS-11.0	27440223
ECLASS-12.0	27440223
ECLASS-13.0	27440223

ETIM

ETIM 9.0	EC003557
----------	----------

UNSPSC

UNSPSC 21.0	39121400
-------------	----------

VC-D3-BU50-PE-R - Contact insert



1884788

<https://www.phoenixcontact.com/us/products/1884788>

Environmental product compliance

EU RoHS	
Fulfills EU RoHS substance requirements	Yes, No exemptions
China RoHS	
Environment friendly use period (EFUP)	EFUP-E
	No hazardous substances above the limits
EU REACH SVHC	
REACH candidate substance (CAS No.)	No substance above 0.1 wt%

Phoenix Contact 2024 © - all rights reserved
<https://www.phoenixcontact.com>

Phoenix Contact USA
586 Fulling Mill Road
Middletown, PA 17057, United States
(+717) 944-1300
info@phoenixcon.com