

Miniature Circuit Breakers PLSM, PLZM MW

- High-quality miniature circuit breakers for trade and industry applications
- Contact position indicator red - green
- Guide for secure terminal connection
- 3-position DIN rail clip, permits removal from existing busbar system
- Comprehensive range of accessories suitable for subsequent installation
- Rated currents up to 63 A
- Tripping characteristics B, C, D
- Rated breaking capacity 10 kA according to IEC/EN 60898

SG9802



Miniature Circuit Breakers PLSM, PLZM

MW

10 kA, Characteristic B

SG7402



Rated current I _n (A)	Type Designation	Article No.	Units per package
1-pole			
1	PLSM-B1	242165	12 / 120
1.5	PLSM-B1,5	242166	12 / 120
1.6	PLSM-B1,6	242167	12 / 120
2	PLSM-B2	242168	12 / 120
2.5	PLSM-B2,5	242169	12 / 120
3	PLSM-B3	242170	12 / 120
3.5	PLSM-B3,5	242171	12 / 120
4	PLSM-B4	242172	12 / 120
5	PLSM-B5	242173	12 / 120
6	PLSM-B6	242174	12 / 120
8	PLSM-B8	242175	12 / 120
10	PLSM-B10	242176	12 / 120
12	PLSM-B12	242177	12 / 120
13	PLSM-B13	242178	12 / 120
15	PLSM-B15	242179	12 / 120
16	PLSM-B16	242180	12 / 120
20	PLSM-B20	242181	12 / 120
25	PLSM-B25	242182	12 / 120
32	PLSM-B32	242183	12 / 120
40	PLSM-B40	242184	12 / 120
50	PLSM-B50	242185	12 / 120
63	PLSM-B63	242186	12 / 120

SG13802



1+N-pole, 1.5 Module Units (MU)			
1	PLSM-B1/1N	242234	8 / 80
1.5	PLSM-B1,5/1N	242235	8 / 80
1.6	PLSM-B1,6/1N	242236	8 / 80
2	PLSM-B2/1N	242237	8 / 80
2.5	PLSM-B2,5/1N	242238	8 / 80
3	PLSM-B3/1N	242239	8 / 80
3.5	PLSM-B3,5/1N	242240	8 / 80
4	PLSM-B4/1N	242241	8 / 80
5	PLSM-B5/1N	242242	8 / 80
6	PLSM-B6/1N	242243	8 / 80
8	PLSM-B8/1N	242244	8 / 80
10	PLSM-B10/1N	242245	8 / 80
12	PLSM-B12/1N	242246	8 / 80
13	PLSM-B13/1N	242247	8 / 80
15	PLSM-B15/1N	242248	8 / 80
16	PLSM-B16/1N	242249	8 / 80
20	PLSM-B20/1N	242250	8 / 80
25	PLSM-B25/1N	242251	8 / 80
32	PLSM-B32/1N	242252	8 / 80

SG8202



1+N-pole, 2 Module Units (MU)			
1	PLZM-B1/1N	242295	1 / 60
1.5	PLZM-B1,5/1N	242296	1 / 60
1.6	PLZM-B1,6/1N	242297	1 / 60
2	PLZM-B2/1N	242298	1 / 60
2.5	PLZM-B2,5/1N	242299	1 / 60
3	PLZM-B3/1N	242300	1 / 60
3.5	PLZM-B3,5/1N	242301	1 / 60
4	PLZM-B4/1N	242302	1 / 60
5	PLZM-B5/1N	242303	1 / 60
6	PLZM-B6/1N	242304	1 / 60
8	PLZM-B8/1N	242305	1 / 60
10	PLZM-B10/1N	242306	1 / 60
12	PLZM-B12/1N	242307	1 / 60
13	PLZM-B13/1N	242308	1 / 60
15	PLZM-B15/1N	242309	1 / 60
16	PLZM-B16/1N	242310	1 / 60
20	PLZM-B20/1N	242311	1 / 60
25	PLZM-B25/1N	242312	1 / 60
32	PLZM-B32/1N	242313	1 / 60
40	PLZM-B40/1N	242314	1 / 60
50	PLZM-B50/1N	242315	1 / 60
63	PLZM-B63/1N	242316	1 / 60

SG8602



Rated current I_n (A)	Type Designation	Article No.	Units per package
2-pole			
1	PLSM-B1/2	242364	1 / 60
1.5	PLSM-B1,5/2	242365	1 / 60
1.6	PLSM-B1,6/2	242366	1 / 60
2	PLSM-B2/2	242367	1 / 60
2.5	PLSM-B2,5/2	242368	1 / 60
3	PLSM-B3/2	242369	1 / 60
3.5	PLSM-B3,5/2	242370	1 / 60
4	PLSM-B4/2	242371	1 / 60
5	PLSM-B5/2	242372	1 / 60
6	PLSM-B6/2	242373	1 / 60
8	PLSM-B8/2	242374	1 / 60
10	PLSM-B10/2	242375	1 / 60
12	PLSM-B12/2	242376	1 / 60
13	PLSM-B13/2	242377	1 / 60
15	PLSM-B15/2	242378	1 / 60
16	PLSM-B16/2	242379	1 / 60
20	PLSM-B20/2	242380	1 / 60
25	PLSM-B25/2	242381	1 / 60
32	PLSM-B32/2	242382	1 / 60
40	PLSM-B40/2	242383	1 / 60
50	PLSM-B50/2	242384	1 / 60
63	PLSM-B63/2	242385	1 / 60

SG14202



3-pole			
1	PLSM-B1/3	242433	1 / 40
1.5	PLSM-B1,5/3	242434	1 / 40
1.6	PLSM-B1,6/3	242435	1 / 40
2	PLSM-B2/3	242436	1 / 40
2.5	PLSM-B2,5/3	242437	1 / 40
3	PLSM-B3/3	242438	1 / 40
3.5	PLSM-B3,5/3	242439	1 / 40
4	PLSM-B4/3	242440	1 / 40
5	PLSM-B5/3	242441	1 / 40
6	PLSM-B6/3	242442	1 / 40
8	PLSM-B8/3	242443	1 / 40
10	PLSM-B10/3	242444	1 / 40
12	PLSM-B12/3	242445	1 / 40
13	PLSM-B13/3	242446	1 / 40
15	PLSM-B15/3	242447	1 / 40
16	PLSM-B16/3	242448	1 / 40
20	PLSM-B20/3	242449	1 / 40
25	PLSM-B25/3	242450	1 / 40
32	PLSM-B32/3	242451	1 / 40
40	PLSM-B40/3	242452	1 / 40
50	PLSM-B50/3	242453	1 / 40
63	PLSM-B63/3	242454	1 / 40

SG9202



3+N-pole			
1	PLSM-B1/3N	242502	1 / 30
1.5	PLSM-B1,5/3N	242503	1 / 30
1.6	PLSM-B1,6/3N	242504	1 / 30
2	PLSM-B2/3N	242505	1 / 30
2.5	PLSM-B2,5/3N	242506	1 / 30
3	PLSM-B3/3N	242507	1 / 30
3.5	PLSM-B3,5/3N	242508	1 / 30
4	PLSM-B4/3N	242509	1 / 30
5	PLSM-B5/3N	242510	1 / 30
6	PLSM-B6/3N	242511	1 / 30
8	PLSM-B8/3N	242512	1 / 30
10	PLSM-B10/3N	242513	1 / 30
12	PLSM-B12/3N	242514	1 / 30
13	PLSM-B13/3N	242515	1 / 30
15	PLSM-B15/3N	242516	1 / 30
16	PLSM-B16/3N	242517	1 / 30
20	PLSM-B20/3N	242518	1 / 30
25	PLSM-B25/3N	242519	1 / 30
32	PLSM-B32/3N	242520	1 / 30
40	PLSM-B40/3N	242521	1 / 30
50	PLSM-B50/3N	242522	1 / 30
63	PLSM-B63/3N	242523	1 / 30

SG9802



Rated current I_n (A)	Type Designation	Article No.	Units per package
4-pole			
1	PLSM-B1/4	242571	1 / 30
1.5	PLSM-B1,5/4	242572	1 / 30
1.6	PLSM-B1,6/4	242573	1 / 30
2	PLSM-B2/4	242574	1 / 30
2.5	PLSM-B2,5/4	242575	1 / 30
3	PLSM-B3/4	242576	1 / 30
3.5	PLSM-B3,5/4	242577	1 / 30
4	PLSM-B4/4	242578	1 / 30
5	PLSM-B5/4	242579	1 / 30
6	PLSM-B6/4	242580	1 / 30
8	PLSM-B8/4	242581	1 / 30
10	PLSM-B10/4	242582	1 / 30
12	PLSM-B12/4	242583	1 / 30
13	PLSM-B13/4	242584	1 / 30
15	PLSM-B15/4	242585	1 / 30
16	PLSM-B16/4	242586	1 / 30
20	PLSM-B20/4	242587	1 / 30
25	PLSM-B25/4	242588	1 / 30
32	PLSM-B32/4	242589	1 / 30
40	PLSM-B40/4	242590	1 / 30
50	PLSM-B50/4	242591	1 / 30
63	PLSM-B63/4	242592	1 / 30

Miniature Circuit Breakers PLSM, PLZM **MW**
 10 kA, Characteristic C

SG7402



Rated current I_n (A)	Type Designation	Article No.	Units per package
1-pole			
0.16	PLSM-C0,16	242187	12 / 120
0.25	PLSM-C0,25	242188	12 / 120
0.5	PLSM-C0,5	242190	12 / 120
0.75	PLSM-C0,75	242189	12 / 120
1	PLSM-C1	242191	12 / 120
1.5	PLSM-C1,5	242192	12 / 120
1.6	PLSM-C1,6	242193	12 / 120
2	PLSM-C2	242194	12 / 120
2.5	PLSM-C2,5	242195	12 / 120
3	PLSM-C3	242196	12 / 120
3.5	PLSM-C3,5	242197	12 / 120
4	PLSM-C4	242198	12 / 120
5	PLSM-C5	242199	12 / 120
6	PLSM-C6	242200	12 / 120
8	PLSM-C8	242201	12 / 120
10	PLSM-C10	242202	12 / 120
12	PLSM-C12	242203	12 / 120
13	PLSM-C13	242204	12 / 120
15	PLSM-C15	242205	12 / 120
16	PLSM-C16	242206	12 / 120
20	PLSM-C20	242207	12 / 120
25	PLSM-C25	242208	12 / 120
32	PLSM-C32	242209	12 / 120
40	PLSM-C40	242210	12 / 120
50	PLSM-C50	242211	12 / 120
63	PLSM-C63	242212	12 / 120

SG13802



Rated current I_n (A)	Type Designation	Article No.	Units per package
1+N-pole, 1.5 MU			
0.16	PLSM-C0,16/1N	242253	8 / 80
0.25	PLSM-C0,25/1N	242254	8 / 80
0.5	PLSM-C0,5/1N	242256	8 / 80
0.75	PLSM-C0,75/1N	242255	8 / 80
1	PLSM-C1/1N	242257	8 / 80
1.5	PLSM-C1,5/1N	242258	8 / 80
1.6	PLSM-C1,6/1N	242259	8 / 80
2	PLSM-C2/1N	242260	8 / 80
2.5	PLSM-C2,5/1N	242261	8 / 80
3	PLSM-C3/1N	242262	8 / 80
3.5	PLSM-C3,5/1N	242263	8 / 80
4	PLSM-C4/1N	242264	8 / 80
5	PLSM-C5/1N	242265	8 / 80
6	PLSM-C6/1N	242266	8 / 80
8	PLSM-C8/1N	242267	8 / 80
10	PLSM-C10/1N	242268	8 / 80
12	PLSM-C12/1N	242269	8 / 80
13	PLSM-C13/1N	242270	8 / 80
15	PLSM-C15/1N	242271	8 / 80
16	PLSM-C16/1N	242272	8 / 80
20	PLSM-C20/1N	242273	8 / 80
25	PLSM-C25/1N	242274	8 / 80
32	PLSM-C32/1N	242275	8 / 80

SG8202



1+N-pole, 2 MU			
0.16	PLZM-C0,16/1N	242317	1 / 60
0.25	PLZM-C0,25/1N	242318	1 / 60
0.5	PLZM-C0,5/1N	242320	1 / 60
0.75	PLZM-C0,75/1N	242319	1 / 60
1	PLZM-C1/1N	242321	1 / 60
1.5	PLZM-C1,5/1N	242322	1 / 60
1.6	PLZM-C1,6/1N	242323	1 / 60
2	PLZM-C2/1N	242324	1 / 60
2.5	PLZM-C2,5/1N	242325	1 / 60
3	PLZM-C3/1N	242326	1 / 60
3.5	PLZM-C3,5/1N	242327	1 / 60
4	PLZM-C4/1N	242328	1 / 60
5	PLZM-C5/1N	242329	1 / 60
6	PLZM-C6/1N	242330	1 / 60
8	PLZM-C8/1N	242331	1 / 60
10	PLZM-C10/1N	242332	1 / 60
12	PLZM-C12/1N	242333	1 / 60
13	PLZM-C13/1N	242334	1 / 60
15	PLZM-C15/1N	242335	1 / 60
16	PLZM-C16/1N	242336	1 / 60
20	PLZM-C20/1N	242337	1 / 60
25	PLZM-C25/1N	242338	1 / 60
32	PLZM-C32/1N	242339	1 / 60
40	PLZM-C40/1N	242340	1 / 60
50	PLZM-C50/1N	242341	1 / 60
63	PLZM-C63/1N	242342	1 / 60

SG8602



Rated current I_n (A)	Type Designation	Article No.	Units per package
2-pole			
0.16	PLSM-C0,16/2	242386	1 / 60
0.25	PLSM-C0,25/2	242387	1 / 60
0.5	PLSM-C0,5/2	242389	1 / 60
0.75	PLSM-C0,75/2	242388	1 / 60
1	PLSM-C1/2	242390	1 / 60
1.5	PLSM-C1,5/2	242391	1 / 60
1.6	PLSM-C1,6/2	242392	1 / 60
2	PLSM-C2/2	242393	1 / 60
2.5	PLSM-C2,5/2	242394	1 / 60
3	PLSM-C3/2	242395	1 / 60
3.5	PLSM-C3,5/2	242396	1 / 60
4	PLSM-C4/2	242397	1 / 60
5	PLSM-C5/2	242398	1 / 60
6	PLSM-C6/2	242399	1 / 60
8	PLSM-C8/2	242400	1 / 60
10	PLSM-C10/2	242401	1 / 60
12	PLSM-C12/2	242402	1 / 60
13	PLSM-C13/2	242403	1 / 60
15	PLSM-C15/2	242404	1 / 60
16	PLSM-C16/2	242405	1 / 60
20	PLSM-C20/2	242406	1 / 60
25	PLSM-C25/2	242407	1 / 60
32	PLSM-C32/2	242408	1 / 60
40	PLSM-C40/2	242409	1 / 60
50	PLSM-C50/2	242410	1 / 60
63	PLSM-C63/2	242411	1 / 60

SG14202



3-pole			
0.16	PLSM-C0,16/3	242455	1 / 40
0.25	PLSM-C0,25/3	242456	1 / 40
0.5	PLSM-C0,5/3	242458	1 / 40
0.75	PLSM-C0,75/3	242457	1 / 40
1	PLSM-C1/3	242459	1 / 40
1.5	PLSM-C1,5/3	242460	1 / 40
1.6	PLSM-C1,6/3	242461	1 / 40
2	PLSM-C2/3	242462	1 / 40
2.5	PLSM-C2,5/3	242463	1 / 40
3	PLSM-C3/3	242464	1 / 40
3.5	PLSM-C3,5/3	242465	1 / 40
4	PLSM-C4/3	242466	1 / 40
5	PLSM-C5/3	242467	1 / 40
6	PLSM-C6/3	242468	1 / 40
8	PLSM-C8/3	242469	1 / 40
10	PLSM-C10/3	242470	1 / 40
12	PLSM-C12/3	242471	1 / 40
13	PLSM-C13/3	242472	1 / 40
15	PLSM-C15/3	242473	1 / 40
16	PLSM-C16/3	242474	1 / 40
20	PLSM-C20/3	242475	1 / 40
25	PLSM-C25/3	242476	1 / 40
32	PLSM-C32/3	242477	1 / 40
40	PLSM-C40/3	242478	1 / 40
50	PLSM-C50/3	242479	1 / 40
63	PLSM-C63/3	242480	1 / 40

SG9202



SG9802



Rated current I_n (A)	Type Designation	Article No.	Units per package
3+N-pole			
0.16	PLSM-C0,16/3N	242524	1 / 30
0.25	PLSM-C0,25/3N	242525	1 / 30
0.5	PLSM-C0,5/3N	242527	1 / 30
0.75	PLSM-C0,75/3N	242526	1 / 30
1	PLSM-C1/3N	242528	1 / 30
1.5	PLSM-C1,5/3N	242529	1 / 30
1.6	PLSM-C1,6/3N	242530	1 / 30
2	PLSM-C2/3N	242531	1 / 30
2.5	PLSM-C2,5/3N	242532	1 / 30
3	PLSM-C3/3N	242533	1 / 30
3.5	PLSM-C3,5/3N	242534	1 / 30
4	PLSM-C4/3N	242535	1 / 30
5	PLSM-C5/3N	242536	1 / 30
6	PLSM-C6/3N	242537	1 / 30
8	PLSM-C8/3N	242538	1 / 30
10	PLSM-C10/3N	242539	1 / 30
12	PLSM-C12/3N	242540	1 / 30
13	PLSM-C13/3N	242541	1 / 30
15	PLSM-C15/3N	242542	1 / 30
16	PLSM-C16/3N	242543	1 / 30
20	PLSM-C20/3N	242544	1 / 30
25	PLSM-C25/3N	242545	1 / 30
32	PLSM-C32/3N	242546	1 / 30
40	PLSM-C40/3N	242547	1 / 30
50	PLSM-C50/3N	242548	1 / 30
63	PLSM-C63/3N	242549	1 / 30
4-pole			
0.16	PLSM-C0,16/4	242593	1 / 30
0.25	PLSM-C0,25/4	242594	1 / 30
0.5	PLSM-C0,5/4	242596	1 / 30
0.75	PLSM-C0,75/4	242595	1 / 30
1	PLSM-C1/4	242597	1 / 30
1.5	PLSM-C1,5/4	242598	1 / 30
1.6	PLSM-C1,6/4	242599	1 / 30
2	PLSM-C2/4	242600	1 / 30
2.5	PLSM-C2,5/4	242601	1 / 30
3	PLSM-C3/4	242602	1 / 30
3.5	PLSM-C3,5/4	242603	1 / 30
4	PLSM-C4/4	242604	1 / 30
5	PLSM-C5/4	242605	1 / 30
6	PLSM-C6/4	242606	1 / 30
8	PLSM-C8/4	242607	1 / 30
10	PLSM-C10/4	242608	1 / 30
12	PLSM-C12/4	242609	1 / 30
13	PLSM-C13/4	242610	1 / 30
15	PLSM-C15/4	242611	1 / 30
16	PLSM-C16/4	242612	1 / 30
20	PLSM-C20/4	242613	1 / 30
25	PLSM-C25/4	242614	1 / 30
32	PLSM-C32/4	242615	1 / 30
40	PLSM-C40/4	242616	1 / 30
50	PLSM-C50/4	242617	1 / 30
63	PLSM-C63/4	242618	1 / 30

Miniature Circuit Breakers PLSM, PLZM

MW

10 kA, Characteristic D

SG7402



Rated current I _n (A)	Type Designation	Article No.	Units per package
1-pole			
0.5	PLSM-D0,5	242213	12 / 120
1	PLSM-D1	242214	12 / 120
1.5	PLSM-D1,5	242215	12 / 120
1.6	PLSM-D1,6	242216	12 / 120
2	PLSM-D2	242217	12 / 120
2.5	PLSM-D2,5	242218	12 / 120
3	PLSM-D3	242219	12 / 120
3.5	PLSM-D3,5	242220	12 / 120
4	PLSM-D4	242221	12 / 120
5	PLSM-D5	242222	12 / 120
6	PLSM-D6	242223	12 / 120
8	PLSM-D8	242224	12 / 120
10	PLSM-D10	242225	12 / 120
12	PLSM-D12	242226	12 / 120
13	PLSM-D13	242227	12 / 120
15	PLSM-D15	242228	12 / 120
16	PLSM-D16	242229	12 / 120
20	PLSM-D20	242230	12 / 120
25	PLSM-D25	242231	12 / 120
32	PLSM-D32	242232	12 / 120
40	PLSM-D40	242233	12 / 120

SG13802



1+N-pole, 1.5 MU			
0.5	PLSM-D0,5/1N	242276	8 / 80
1	PLSM-D1/1N	242277	8 / 80
1.5	PLSM-D1,5/1N	242278	8 / 80
1.6	PLSM-D1,6/1N	242279	8 / 80
2	PLSM-D2/1N	242280	8 / 80
2.5	PLSM-D2,5/1N	242281	8 / 80
3	PLSM-D3/1N	242282	8 / 80
3.5	PLSM-D3,5/1N	242283	8 / 80
4	PLSM-D4/1N	242284	8 / 80
5	PLSM-D5/1N	242285	8 / 80
6	PLSM-D6/1N	242286	8 / 80
8	PLSM-D8/1N	242287	8 / 80
10	PLSM-D10/1N	242288	8 / 80
12	PLSM-D12/1N	242289	8 / 80
13	PLSM-D13/1N	242290	8 / 80
15	PLSM-D15/1N	242291	8 / 80
16	PLSM-D16/1N	242292	8 / 80
20	PLSM-D20/1N	242293	8 / 80
25	PLSM-D25/1N	242294	8 / 80

SG8202



1+N-pole, 2 MU			
0.5	PLZM-D0,5/1N	242343	1 / 60
1	PLZM-D1/1N	242344	1 / 60
1.5	PLZM-D1,5/1N	242345	1 / 60
1.6	PLZM-D1,6/1N	242346	1 / 60
2	PLZM-D2/1N	242347	1 / 60
2.5	PLZM-D2,5/1N	242348	1 / 60
3	PLZM-D3/1N	242349	1 / 60
3.5	PLZM-D3,5/1N	242350	1 / 60
4	PLZM-D4/1N	242351	1 / 60
5	PLZM-D5/1N	242352	1 / 60
6	PLZM-D6/1N	242353	1 / 60
8	PLZM-D8/1N	242354	1 / 60
10	PLZM-D10/1N	242355	1 / 60
12	PLZM-D12/1N	242356	1 / 60
13	PLZM-D13/1N	242357	1 / 60
15	PLZM-D15/1N	242358	1 / 60
16	PLZM-D16/1N	242359	1 / 60
20	PLZM-D20/1N	242360	1 / 60
25	PLZM-D25/1N	242361	1 / 60
32	PLZM-D32/1N	242362	1 / 60
40	PLZM-D40/1N	242363	1 / 60

5G8602



Rated current I_n (A)	Type Designation	Article No.	Units per package
2-pole			
0.5	PLSM-D0,5/2	242412	1 / 60
1	PLSM-D1/2	242413	1 / 60
1.5	PLSM-D1,5/2	242414	1 / 60
1.6	PLSM-D1,6/2	242415	1 / 60
2	PLSM-D2/2	242416	1 / 60
2.5	PLSM-D2,5/2	242417	1 / 60
3	PLSM-D3/2	242418	1 / 60
3.5	PLSM-D3,5/2	242419	1 / 60
4	PLSM-D4/2	242420	1 / 60
5	PLSM-D5/2	242421	1 / 60
6	PLSM-D6/2	242422	1 / 60
8	PLSM-D8/2	242423	1 / 60
10	PLSM-D10/2	242424	1 / 60
12	PLSM-D12/2	242425	1 / 60
13	PLSM-D13/2	242426	1 / 60
15	PLSM-D15/2	242427	1 / 60
16	PLSM-D16/2	242428	1 / 60
20	PLSM-D20/2	242429	1 / 60
25	PLSM-D25/2	242430	1 / 60
32	PLSM-D32/2	242431	1 / 60
40	PLSM-D40/2	242432	1 / 60

5G14202



3-pole			
0.5	PLSM-D0,5/3	242481	1 / 40
1	PLSM-D1/3	242482	1 / 40
1.5	PLSM-D1,5/3	242483	1 / 40
1.6	PLSM-D1,6/3	242484	1 / 40
2	PLSM-D2/3	242485	1 / 40
2.5	PLSM-D2,5/3	242486	1 / 40
3	PLSM-D3/3	242487	1 / 40
3.5	PLSM-D3,5/3	242488	1 / 40
4	PLSM-D4/3	242489	1 / 40
5	PLSM-D5/3	242490	1 / 40
6	PLSM-D6/3	242491	1 / 40
8	PLSM-D8/3	242492	1 / 40
10	PLSM-D10/3	242493	1 / 40
12	PLSM-D12/3	242494	1 / 40
13	PLSM-D13/3	242495	1 / 40
15	PLSM-D15/3	242496	1 / 40
16	PLSM-D16/3	242497	1 / 40
20	PLSM-D20/3	242498	1 / 40
25	PLSM-D25/3	242499	1 / 40
32	PLSM-D32/3	242500	1 / 40
40	PLSM-D40/3	242501	1 / 40

5G9202



3+N-pole			
0.5	PLSM-D0,5/3N	242550	1 / 30
1	PLSM-D1/3N	242551	1 / 30
1.5	PLSM-D1,5/3N	242552	1 / 30
1.6	PLSM-D1,6/3N	242553	1 / 30
2	PLSM-D2/3N	242554	1 / 30
2.5	PLSM-D2,5/3N	242555	1 / 30
3	PLSM-D3/3N	242556	1 / 30
3.5	PLSM-D3,5/3N	242557	1 / 30
4	PLSM-D4/3N	242558	1 / 30
5	PLSM-D5/3N	242559	1 / 30
6	PLSM-D6/3N	242560	1 / 30
8	PLSM-D8/3N	242561	1 / 30
10	PLSM-D10/3N	242562	1 / 30
12	PLSM-D12/3N	242563	1 / 30
13	PLSM-D13/3N	242564	1 / 30
15	PLSM-D15/3N	242565	1 / 30
16	PLSM-D16/3N	242566	1 / 30
20	PLSM-D20/3N	242567	1 / 30
25	PLSM-D25/3N	242568	1 / 30
32	PLSM-D32/3N	242569	1 / 30
40	PLSM-D40/3N	242570	1 / 30

SG9802



Rated current I_n (A)	Type Designation	Article No.	Units per package
4-pole			
0.5	PLSM-D0,5/4	242619	1 / 30
1	PLSM-D1/4	242620	1 / 30
1.5	PLSM-D1,5/4	242621	1 / 30
1.6	PLSM-D1,6/4	242622	1 / 30
2	PLSM-D2/4	242623	1 / 30
2.5	PLSM-D2,5/4	242624	1 / 30
3	PLSM-D3/4	242625	1 / 30
3.5	PLSM-D3,5/4	242626	1 / 30
4	PLSM-D4/4	242627	1 / 30
5	PLSM-D5/4	242628	1 / 30
6	PLSM-D6/4	242629	1 / 30
8	PLSM-D8/4	242630	1 / 30
10	PLSM-D10/4	242631	1 / 30
12	PLSM-D12/4	242632	1 / 30
13	PLSM-D13/4	242633	1 / 30
15	PLSM-D15/4	242634	1 / 30
16	PLSM-D16/4	242635	1 / 30
20	PLSM-D20/4	242636	1 / 30
25	PLSM-D25/4	242637	1 / 30
32	PLSM-D32/4	242638	1 / 30
40	PLSM-D40/4	242639	1 / 30

Xpole

Miniature Circuit Breakers PLS6, PLZ6 MW

- High-quality miniature circuit breakers for trade and household applications
- Contact position indicator red - green
- Guide for secure terminal connection
- 3-position DIN rail clip, permits removal from existing busbar system
- Comprehensive range of accessories suitable for subsequent installation
- Rated currents up to 63 A
- Tripping characteristics B, C, D
- Rated breaking capacity 6 kA according to IEC/EN 60898

NEU



Miniature Circuit Breakers PLS6, PLZ6

MW

6 kA, Characteristic B

SG7602



Rated current I _n (A)	Type Designation	Article No.	Units per package
1-pole			
1	PLS6-B1	242640	12 / 120
1.5	PLS6-B1,5	242641	12 / 120
1.6	PLS6-B1,6	242642	12 / 120
2	PLS6-B2	242643	12 / 120
2.5	PLS6-B2,5	242644	12 / 120
3	PLS6-B3	242645	12 / 120
3.5	PLS6-B3,5	242646	12 / 120
4	PLS6-B4	242647	12 / 120
5	PLS6-B5	242648	12 / 120
6	PLS6-B6	242649	12 / 120
8	PLS6-B8	242650	12 / 120
10	PLS6-B10	242651	12 / 120
12	PLS6-B12	242652	12 / 120
13	PLS6-B13	242653	12 / 120
15	PLS6-B15	242654	12 / 120
16	PLS6-B16	242655	12 / 120
20	PLS6-B20	242656	12 / 120
25	PLS6-B25	242657	12 / 120
32	PLS6-B32	242658	12 / 120
40	PLS6-B40	242659	12 / 120
50	PLS6-B50	242660	12 / 120
63	PLS6-B63	242661	12 / 120

SG13902



1+N-pole, 1.5 Module Units (MU)			
1	PLS6-B1/1N	242709	8 / 80
1.5	PLS6-B1,5/1N	242710	8 / 80
1.6	PLS6-B1,6/1N	242711	8 / 80
2	PLS6-B2/1N	242712	8 / 80
2.5	PLS6-B2,5/1N	242713	8 / 80
3	PLS6-B3/1N	242714	8 / 80
3.5	PLS6-B3,5/1N	242715	8 / 80
4	PLS6-B4/1N	242716	8 / 80
5	PLS6-B5/1N	242717	8 / 80
6	PLS6-B6/1N	242718	8 / 80
8	PLS6-B8/1N	242719	8 / 80
10	PLS6-B10/1N	242720	8 / 80
12	PLS6-B12/1N	242721	8 / 80
13	PLS6-B13/1N	242722	8 / 80
15	PLS6-B15/1N	242723	8 / 80
16	PLS6-B16/1N	242724	8 / 80
20	PLS6-B20/1N	242725	8 / 80
25	PLS6-B25/1N	242726	8 / 80
32	PLS6-B32/1N	242727	8 / 80

SG8002



1+N-pole, 2 Module Units (MU)			
1	PLZ6-B1/1N	242770	1 / 60
1.5	PLZ6-B1,5/1N	242771	1 / 60
1.6	PLZ6-B1,6/1N	242772	1 / 60
2	PLZ6-B2/1N	242773	1 / 60
2.5	PLZ6-B2,5/1N	242774	1 / 60
3	PLZ6-B3/1N	242775	1 / 60
3.5	PLZ6-B3,5/1N	242776	1 / 60
4	PLZ6-B4/1N	242777	1 / 60
5	PLZ6-B5/1N	242778	1 / 60
6	PLZ6-B6/1N	242779	1 / 60
8	PLZ6-B8/1N	242780	1 / 60
10	PLZ6-B10/1N	242781	1 / 60
12	PLZ6-B12/1N	242782	1 / 60
13	PLZ6-B13/1N	242783	1 / 60
15	PLZ6-B15/1N	242784	1 / 60
16	PLZ6-B16/1N	242785	1 / 60
20	PLZ6-B20/1N	242786	1 / 60
25	PLZ6-B25/1N	242787	1 / 60
32	PLZ6-B32/1N	242788	1 / 60
40	PLZ6-B40/1N	242789	1 / 60
50	PLZ6-B50/1N	242790	1 / 60
63	PLZ6-B63/1N	242791	1 / 60

SG8802



Rated current I_n (A)	Type Designation	Article No.	Units per package
2-pole			
1	PLS6-B1/2	242839	1 / 60
1.5	PLS6-B1,5/2	242840	1 / 60
1.6	PLS6-B1,6/2	242841	1 / 60
2	PLS6-B2/2	242842	1 / 60
2.5	PLS6-B2,5/2	242843	1 / 60
3	PLS6-B3/2	242844	1 / 60
3.5	PLS6-B3,5/2	242845	1 / 60
4	PLS6-B4/2	242846	1 / 60
5	PLS6-B5/2	242847	1 / 60
6	PLS6-B6/2	242848	1 / 60
8	PLS6-B8/2	242849	1 / 60
10	PLS6-B10/2	242850	1 / 60
12	PLS6-B12/2	242851	1 / 60
13	PLS6-B13/2	242852	1 / 60
15	PLS6-B15/2	242853	1 / 60
16	PLS6-B16/2	242854	1 / 60
20	PLS6-B20/2	242855	1 / 60
25	PLS6-B25/2	242856	1 / 60
32	PLS6-B32/2	242857	1 / 60
40	PLS6-B40/2	242858	1 / 60
50	PLS6-B50/2	242859	1 / 60
63	PLS6-B63/2	242860	1 / 60

SG14302



3-pole			
1	PLS6-B1/3	242908	1 / 40
1.5	PLS6-B1,5/3	242909	1 / 40
1.6	PLS6-B1,6/3	242910	1 / 40
2	PLS6-B2/3	242911	1 / 40
2.5	PLS6-B2,5/3	242912	1 / 40
3	PLS6-B3/3	242913	1 / 40
3.5	PLS6-B3,5/3	242914	1 / 40
4	PLS6-B4/3	242915	1 / 40
5	PLS6-B5/3	242916	1 / 40
6	PLS6-B6/3	242917	1 / 40
8	PLS6-B8/3	242918	1 / 40
10	PLS6-B10/3	242919	1 / 40
12	PLS6-B12/3	242920	1 / 40
13	PLS6-B13/3	242921	1 / 40
15	PLS6-B15/3	242922	1 / 40
16	PLS6-B16/3	242923	1 / 40
20	PLS6-B20/3	242924	1 / 40
25	PLS6-B25/3	242925	1 / 40
32	PLS6-B32/3	242926	1 / 40
40	PLS6-B40/3	242927	1 / 40
50	PLS6-B50/3	242928	1 / 40
63	PLS6-B63/3	242929	1 / 40

SG9402



3+N-pole			
1	PLS6-B1/3N	242977	1 / 30
1.5	PLS6-B1,5/3N	242978	1 / 30
1.6	PLS6-B1,6/3N	242979	1 / 30
2	PLS6-B2/3N	242980	1 / 30
2.5	PLS6-B2,5/3N	242981	1 / 30
3	PLS6-B3/3N	242982	1 / 30
3.5	PLS6-B3,5/3N	242983	1 / 30
4	PLS6-B4/3N	242984	1 / 30
5	PLS6-B5/3N	242985	1 / 30
6	PLS6-B6/3N	242986	1 / 30
8	PLS6-B8/3N	242987	1 / 30
10	PLS6-B10/3N	242988	1 / 30
12	PLS6-B12/3N	242989	1 / 30
13	PLS6-B13/3N	242990	1 / 30
15	PLS6-B15/3N	242991	1 / 30
16	PLS6-B16/3N	242992	1 / 30
20	PLS6-B20/3N	242993	1 / 30
25	PLS6-B25/3N	242994	1 / 30
32	PLS6-B32/3N	242995	1 / 30
40	PLS6-B40/3N	242996	1 / 30
50	PLS6-B50/3N	242997	1 / 30
63	PLS6-B63/3N	242998	1 / 30

SG10002



Rated current I_n (A)	Type Designation	Article No.	Units per package
4-pole			
1	PLS6-B1/4	243046	1 / 30
1.5	PLS6-B1,5/4	243047	1 / 30
1.6	PLS6-B1,6/4	243048	1 / 30
2	PLS6-B2/4	243049	1 / 30
2.5	PLS6-B2,5/4	243050	1 / 30
3	PLS6-B3/4	243051	1 / 30
3.5	PLS6-B3,5/4	243052	1 / 30
4	PLS6-B4/4	243053	1 / 30
5	PLS6-B5/4	243054	1 / 30
6	PLS6-B6/4	243055	1 / 30
8	PLS6-B8/4	243056	1 / 30
10	PLS6-B10/4	243057	1 / 30
12	PLS6-B12/4	243058	1 / 30
13	PLS6-B13/4	243059	1 / 30
15	PLS6-B15/4	243060	1 / 30
16	PLS6-B16/4	243061	1 / 30
20	PLS6-B20/4	243062	1 / 30
25	PLS6-B25/4	243063	1 / 30
32	PLS6-B32/4	243064	1 / 30
40	PLS6-B40/4	243065	1 / 30
50	PLS6-B50/4	243066	1 / 30
63	PLS6-B63/4	243067	1 / 30

Miniature Circuit Breakers PLS6, PLZ6 **MW**
6 kA, Characteristic C

SG7602



Rated current I_n (A)	Type Designation	Article No.	Units per package
1-pole			
0.16	PLS6-C0,16	242662	12 / 120
0.25	PLS6-C0,25	242663	12 / 120
0.5	PLS6-C0,5	242665	12 / 120
0.75	PLS6-C0,75	242664	12 / 120
1	PLS6-C1	242666	12 / 120
1.5	PLS6-C1,5	242667	12 / 120
1.6	PLS6-C1,6	242668	12 / 120
2	PLS6-C2	242669	12 / 120
2.5	PLS6-C2,5	242670	12 / 120
3	PLS6-C3	242671	12 / 120
3.5	PLS6-C3,5	242672	12 / 120
4	PLS6-C4	242673	12 / 120
5	PLS6-C5	242674	12 / 120
6	PLS6-C6	242675	12 / 120
8	PLS6-C8	242676	12 / 120
10	PLS6-C10	242677	12 / 120
12	PLS6-C12	242678	12 / 120
13	PLS6-C13	242679	12 / 120
15	PLS6-C15	242680	12 / 120
16	PLS6-C16	242681	12 / 120
20	PLS6-C20	242682	12 / 120
25	PLS6-C25	242683	12 / 120
32	PLS6-C32	242684	12 / 120
40	PLS6-C40	242685	12 / 120
50	PLS6-C50	242686	12 / 120
63	PLS6-C63	242687	12 / 120

SG13902



Rated current I_n (A)	Type Designation	Article No.	Units per package
1+N-pole, 1.5 MU			
0.16	PLS6-C0,16/1N	242728	8 / 80
0.25	PLS6-C0,25/1N	242729	8 / 80
0.5	PLS6-C0,5/1N	242731	8 / 80
0.75	PLS6-C0,75/1N	242730	8 / 80
1	PLS6-C1/1N	242732	8 / 80
1.5	PLS6-C1,5/1N	242733	8 / 80
1.6	PLS6-C1,6/1N	242734	8 / 80
2	PLS6-C2/1N	242735	8 / 80
2.5	PLS6-C2,5/1N	242736	8 / 80
3	PLS6-C3/1N	242737	8 / 80
3.5	PLS6-C3,5/1N	242738	8 / 80
4	PLS6-C4/1N	242739	8 / 80
5	PLS6-C5/1N	242740	8 / 80
6	PLS6-C6/1N	242741	8 / 80
8	PLS6-C8/1N	242742	8 / 80
10	PLS6-C10/1N	242743	8 / 80
12	PLS6-C12/1N	242744	8 / 80
13	PLS6-C13/1N	242745	8 / 80
15	PLS6-C15/1N	242746	8 / 80
16	PLS6-C16/1N	242747	8 / 80
20	PLS6-C20/1N	242748	8 / 80
25	PLS6-C25/1N	242749	8 / 80
32	PLS6-C32/1N	242750	8 / 80

SG8002



1+N-pole, 2 MU			
0.16	PLZ6-C0,16/1N	242792	1 / 60
0.25	PLZ6-C0,25/1N	242793	1 / 60
0.5	PLZ6-C0,5/1N	242795	1 / 60
0.75	PLZ6-C0,75/1N	242794	1 / 60
1	PLZ6-C1/1N	242796	1 / 60
1.5	PLZ6-C1,5/1N	242797	1 / 60
1.6	PLZ6-C1,6/1N	242798	1 / 60
2	PLZ6-C2/1N	242799	1 / 60
2.5	PLZ6-C2,5/1N	242800	1 / 60
3	PLZ6-C3/1N	242801	1 / 60
3.5	PLZ6-C3,5/1N	242802	1 / 60
4	PLZ6-C4/1N	242803	1 / 60
5	PLZ6-C5/1N	242804	1 / 60
6	PLZ6-C6/1N	242805	1 / 60
8	PLZ6-C8/1N	242806	1 / 60
10	PLZ6-C10/1N	242807	1 / 60
12	PLZ6-C12/1N	242808	1 / 60
13	PLZ6-C13/1N	242809	1 / 60
15	PLZ6-C15/1N	242810	1 / 60
16	PLZ6-C16/1N	242811	1 / 60
20	PLZ6-C20/1N	242812	1 / 60
25	PLZ6-C25/1N	242813	1 / 60
32	PLZ6-C32/1N	242814	1 / 60
40	PLZ6-C40/1N	242815	1 / 60
50	PLZ6-C50/1N	242816	1 / 60
63	PLZ6-C63/1N	242817	1 / 60

SG8802



Rated current I_n (A)	Type Designation	Article No.	Units per package
2-pole			
0.16	PLS6-C0,16/2	242861	1 / 60
0.25	PLS6-C0,25/2	242862	1 / 60
0.5	PLS6-C0,5/2	242864	1 / 60
0.75	PLS6-C0,75/2	242863	1 / 60
1	PLS6-C1/2	242865	1 / 60
1.5	PLS6-C1,5/2	242866	1 / 60
1.6	PLS6-C1,6/2	242867	1 / 60
2	PLS6-C2/2	242868	1 / 60
2.5	PLS6-C2,5/2	242869	1 / 60
3	PLS6-C3/2	242870	1 / 60
3.5	PLS6-C3,5/2	242871	1 / 60
4	PLS6-C4/2	242872	1 / 60
5	PLS6-C5/2	242873	1 / 60
6	PLS6-C6/2	242874	1 / 60
8	PLS6-C8/2	242875	1 / 60
10	PLS6-C10/2	242876	1 / 60
12	PLS6-C12/2	242877	1 / 60
13	PLS6-C13/2	242878	1 / 60
15	PLS6-C15/2	242879	1 / 60
16	PLS6-C16/2	242880	1 / 60
20	PLS6-C20/2	242881	1 / 60
25	PLS6-C25/2	242882	1 / 60
32	PLS6-C32/2	242883	1 / 60
40	PLS6-C40/2	242884	1 / 60
50	PLS6-C50/2	242885	1 / 60
63	PLS6-C63/2	242886	1 / 60

SG14302



3-pole			
0.16	PLS6-C0,16/3	242930	1 / 40
0.25	PLS6-C0,25/3	242931	1 / 40
0.5	PLS6-C0,5/3	242933	1 / 40
0.75	PLS6-C0,75/3	242932	1 / 40
1	PLS6-C1/3	242934	1 / 40
1.5	PLS6-C1,5/3	242935	1 / 40
1.6	PLS6-C1,6/3	242936	1 / 40
2	PLS6-C2/3	242937	1 / 40
2.5	PLS6-C2,5/3	242938	1 / 40
3	PLS6-C3/3	242939	1 / 40
3.5	PLS6-C3,5/3	242940	1 / 40
4	PLS6-C4/3	242941	1 / 40
5	PLS6-C5/3	242942	1 / 40
6	PLS6-C6/3	242943	1 / 40
8	PLS6-C8/3	242944	1 / 40
10	PLS6-C10/3	242945	1 / 40
12	PLS6-C12/3	242946	1 / 40
13	PLS6-C13/3	242947	1 / 40
15	PLS6-C15/3	242948	1 / 40
16	PLS6-C16/3	242949	1 / 40
20	PLS6-C20/3	242950	1 / 40
25	PLS6-C25/3	242951	1 / 40
32	PLS6-C32/3	242952	1 / 40
40	PLS6-C40/3	242953	1 / 40
50	PLS6-C50/3	242954	1 / 40
63	PLS6-C63/3	242955	1 / 40

SG9402



SG10002



Rated current I_n (A)	Type Designation	Article No.	Units per package
3+N-pole			
0.16	PLS6-C0,16/3N	242999	1 / 30
0.25	PLS6-C0,25/3N	243000	1 / 30
0.5	PLS6-C0,5/3N	243002	1 / 30
0.75	PLS6-C0,75/3N	243001	1 / 30
1	PLS6-C1/3N	243003	1 / 30
1.5	PLS6-C1,5/3N	243004	1 / 30
1.6	PLS6-C1,6/3N	243005	1 / 30
2	PLS6-C2/3N	243006	1 / 30
2.5	PLS6-C2,5/3N	243007	1 / 30
3	PLS6-C3/3N	243008	1 / 30
3.5	PLS6-C3,5/3N	243009	1 / 30
4	PLS6-C4/3N	243010	1 / 30
5	PLS6-C5/3N	243011	1 / 30
6	PLS6-C6/3N	243012	1 / 30
8	PLS6-C8/3N	243013	1 / 30
10	PLS6-C10/3N	243014	1 / 30
12	PLS6-C12/3N	243015	1 / 30
13	PLS6-C13/3N	243016	1 / 30
15	PLS6-C15/3N	243017	1 / 30
16	PLS6-C16/3N	243018	1 / 30
20	PLS6-C20/3N	243019	1 / 30
25	PLS6-C25/3N	243020	1 / 30
32	PLS6-C32/3N	243021	1 / 30
40	PLS6-C40/3N	243022	1 / 30
50	PLS6-C50/3N	243023	1 / 30
63	PLS6-C63/3N	243024	1 / 30
4-pole			
0.16	PLS6-C0,16/4	243068	1 / 30
0.25	PLS6-C0,25/4	243069	1 / 30
0.5	PLS6-C0,5/4	243071	1 / 30
0.75	PLS6-C0,75/4	243070	1 / 30
1	PLS6-C1/4	243072	1 / 30
1.5	PLS6-C1,5/4	243073	1 / 30
1.6	PLS6-C1,6/4	243074	1 / 30
2	PLS6-C2/4	243075	1 / 30
2.5	PLS6-C2,5/4	243076	1 / 30
3	PLS6-C3/4	243077	1 / 30
3.5	PLS6-C3,5/4	243078	1 / 30
4	PLS6-C4/4	243079	1 / 30
5	PLS6-C5/4	243080	1 / 30
6	PLS6-C6/4	243081	1 / 30
8	PLS6-C8/4	243082	1 / 30
10	PLS6-C10/4	243083	1 / 30
12	PLS6-C12/4	243084	1 / 30
13	PLS6-C13/4	243085	1 / 30
15	PLS6-C15/4	243086	1 / 30
16	PLS6-C16/4	243087	1 / 30
20	PLS6-C20/4	243088	1 / 30
25	PLS6-C25/4	243089	1 / 30
32	PLS6-C32/4	243090	1 / 30
40	PLS6-C40/4	243091	1 / 30
50	PLS6-C50/4	243092	1 / 30
63	PLS6-C63/4	243093	1 / 30

Miniature Circuit Breakers PLS6, PLZ6

MW

6 kA, Characteristic D

SG7602



Rated current I _n (A)	Type Designation	Article No.	Units per package
1-pole			
1	PLS6-D1	242689	12 / 120
1.5	PLS6-D1,5	242690	12 / 120
1.6	PLS6-D1,6	242691	12 / 120
2	PLS6-D2	242692	12 / 120
2.5	PLS6-D2,5	242693	12 / 120
3	PLS6-D3	242694	12 / 120
3.5	PLS6-D3,5	242695	12 / 120
4	PLS6-D4	242696	12 / 120
5	PLS6-D5	242697	12 / 120
6	PLS6-D6	242698	12 / 120
8	PLS6-D8	242699	12 / 120
10	PLS6-D10	242700	12 / 120
12	PLS6-D12	242701	12 / 120
13	PLS6-D13	242702	12 / 120
15	PLS6-D15	242703	12 / 120
16	PLS6-D16	242704	12 / 120
20	PLS6-D20	242705	12 / 120
25	PLS6-D25	242706	12 / 120
32	PLS6-D32	242707	12 / 120
40	PLS6-D40	242708	12 / 120

SG13902



1+N-pole, 1.5 MU			
0.5	PLS6-D0,5/1N	242751	8 / 80
1	PLS6-D1/1N	242752	8 / 80
1.5	PLS6-D1,5/1N	242753	8 / 80
1.6	PLS6-D1,6/1N	242754	8 / 80
2	PLS6-D2/1N	242755	8 / 80
2.5	PLS6-D2,5/1N	242756	8 / 80
3	PLS6-D3/1N	242757	8 / 80
3.5	PLS6-D3,5/1N	242758	8 / 80
4	PLS6-D4/1N	242759	8 / 80
5	PLS6-D5/1N	242760	8 / 80
6	PLS6-D6/1N	242761	8 / 80
8	PLS6-D8/1N	242762	8 / 80
10	PLS6-D10/1N	242763	8 / 80
12	PLS6-D12/1N	242764	8 / 80
13	PLS6-D13/1N	242765	8 / 80
15	PLS6-D15/1N	242766	8 / 80
16	PLS6-D16/1N	242767	8 / 80
20	PLS6-D20/1N	242768	8 / 80
25	PLS6-D25/1N	242769	8 / 80

SG8002



1+N-pole, 2 MU			
0.5	PLZ6-D0,5/1N	242818	1 / 60
1	PLZ6-D1/1N	242819	1 / 60
1.5	PLZ6-D1,5/1N	242820	1 / 60
1.6	PLZ6-D1,6/1N	242821	1 / 60
2	PLZ6-D2/1N	242822	1 / 60
2.5	PLZ6-D2,5/1N	242823	1 / 60
3	PLZ6-D3/1N	242824	1 / 60
3.5	PLZ6-D3,5/1N	242825	1 / 60
4	PLZ6-D4/1N	242826	1 / 60
5	PLZ6-D5/1N	242827	1 / 60
6	PLZ6-D6/1N	242828	1 / 60
8	PLZ6-D8/1N	242829	1 / 60
10	PLZ6-D10/1N	242830	1 / 60
12	PLZ6-D12/1N	242831	1 / 60
13	PLZ6-D13/1N	242832	1 / 60
15	PLZ6-D15/1N	242833	1 / 60
16	PLZ6-D16/1N	242834	1 / 60
20	PLZ6-D20/1N	242835	1 / 60
25	PLZ6-D25/1N	242836	1 / 60
32	PLZ6-D32/1N	242837	1 / 60
40	PLZ6-D40/1N	242838	1 / 60

5G8802



Rated current I_n (A)	Type Designation	Article No.	Units per package
2-pole			
0.5	PLS6-D0,5/2	242887	1 / 60
1	PLS6-D1/2	242888	1 / 60
1.5	PLS6-D1,5/2	242889	1 / 60
1.6	PLS6-D1,6/2	242890	1 / 60
2	PLS6-D2/2	242891	1 / 60
2.5	PLS6-D2,5/2	242892	1 / 60
3	PLS6-D3/2	242893	1 / 60
3.5	PLS6-D3,5/2	242894	1 / 60
4	PLS6-D4/2	242895	1 / 60
5	PLS6-D5/2	242896	1 / 60
6	PLS6-D6/2	242897	1 / 60
8	PLS6-D8/2	242898	1 / 60
10	PLS6-D10/2	242899	1 / 60
12	PLS6-D12/2	242900	1 / 60
13	PLS6-D13/2	242901	1 / 60
15	PLS6-D15/2	242902	1 / 60
16	PLS6-D16/2	242903	1 / 60
20	PLS6-D20/2	242904	1 / 60
25	PLS6-D25/2	242905	1 / 60
32	PLS6-D32/2	242906	1 / 60
40	PLS6-D40/2	242907	1 / 60

5G14302



3-pole			
0.5	PLS6-D0,5/3	242956	1 / 40
1	PLS6-D1/3	242957	1 / 40
1.5	PLS6-D1,5/3	242958	1 / 40
1.6	PLS6-D1,6/3	242959	1 / 40
2	PLS6-D2/3	242960	1 / 40
2.5	PLS6-D2,5/3	242961	1 / 40
3	PLS6-D3/3	242962	1 / 40
3.5	PLS6-D3,5/3	242963	1 / 40
4	PLS6-D4/3	242964	1 / 40
5	PLS6-D5/3	242965	1 / 40
6	PLS6-D6/3	242966	1 / 40
8	PLS6-D8/3	242967	1 / 40
10	PLS6-D10/3	242968	1 / 40
12	PLS6-D12/3	242969	1 / 40
13	PLS6-D13/3	242970	1 / 40
15	PLS6-D15/3	242971	1 / 40
16	PLS6-D16/3	242972	1 / 40
20	PLS6-D20/3	242973	1 / 40
25	PLS6-D25/3	242974	1 / 40
32	PLS6-D32/3	242975	1 / 40
40	PLS6-D40/3	242976	1 / 40

5G9402



3+N-pole			
0.5	PLS6-D0,5/3N	243025	1 / 30
1	PLS6-D1/3N	243026	1 / 30
1.5	PLS6-D1,5/3N	243027	1 / 30
1.6	PLS6-D1,6/3N	243028	1 / 30
2	PLS6-D2/3N	243029	1 / 30
2.5	PLS6-D2,5/3N	243030	1 / 30
3	PLS6-D3/3N	243031	1 / 30
3.5	PLS6-D3,5/3N	243032	1 / 30
4	PLS6-D4/3N	243033	1 / 30
5	PLS6-D5/3N	243034	1 / 30
6	PLS6-D6/3N	243035	1 / 30
8	PLS6-D8/3N	243036	1 / 30
10	PLS6-D10/3N	243037	1 / 30
12	PLS6-D12/3N	243038	1 / 30
13	PLS6-D13/3N	243039	1 / 30
15	PLS6-D15/3N	243040	1 / 30
16	PLS6-D16/3N	243041	1 / 30
20	PLS6-D20/3N	243042	1 / 30
25	PLS6-D25/3N	243043	1 / 30
32	PLS6-D32/3N	243044	1 / 30
40	PLS6-D40/3N	243045	1 / 30

SG10002



Rated current I_n (A)	Type Designation	Article No.	Units per package
4-pole			
0.5	PLS6-D0,5/4	243094	1 / 30
1	PLS6-D1/4	243095	1 / 30
1.5	PLS6-D1,5/4	243096	1 / 30
1.6	PLS6-D1,6/4	243097	1 / 30
2	PLS6-D2/4	243098	1 / 30
2.5	PLS6-D2,5/4	243099	1 / 30
3	PLS6-D3/4	243100	1 / 30
3.5	PLS6-D3,5/4	243101	1 / 30
4	PLS6-D4/4	243102	1 / 30
5	PLS6-D5/4	243103	1 / 30
6	PLS6-D6/4	243104	1 / 30
8	PLS6-D8/4	243105	1 / 30
10	PLS6-D10/4	243106	1 / 30
12	PLS6-D12/4	243107	1 / 30
13	PLS6-D13/4	243108	1 / 30
15	PLS6-D15/4	243109	1 / 30
16	PLS6-D16/4	243110	1 / 30
20	PLS6-D20/4	243111	1 / 30
25	PLS6-D25/4	243112	1 / 30
32	PLS6-D32/4	243113	1 / 30
40	PLS6-D40/4	243114	1 / 30

Miniature Circuit Breaker PLS6-DC for AC/DC MW
6 kA, Characteristic C

SG10502



Rated current I_n (A)	Type Designation	Article No.	Units per package
1-pole			
1	PLS6-C1-DC	243115	12 / 120
2	PLS6-C2-DC	243116	12 / 120
3	PLS6-C3-DC	243117	12 / 120
4	PLS6-C4-DC	243118	12 / 120
6	PLS6-C6-DC	243119	12 / 120
10	PLS6-C10-DC	243120	12 / 120
13	PLS6-C13-DC	243121	12 / 120
16	PLS6-C16-DC	243122	12 / 120
20	PLS6-C20-DC	243123	12 / 120
25	PLS6-C25-DC	243124	12 / 120
32	PLS6-C32-DC	243125	12 / 120
40	PLS6-C40-DC	243126	12 / 120
50	PLS6-C50-DC	243127	12 / 120

SG10702



2-pole			
1	PLS6-C1/2-DC	243128	1 / 60
2	PLS6-C2/2-DC	243129	1 / 60
3	PLS6-C3/2-DC	243130	1 / 60
4	PLS6-C4/2-DC	243131	1 / 60
6	PLS6-C6/2-DC	243132	1 / 60
10	PLS6-C10/2-DC	243133	1 / 60
13	PLS6-C13/2-DC	243134	1 / 60
16	PLS6-C16/2-DC	243135	1 / 60
20	PLS6-C20/2-DC	243136	1 / 60
25	PLS6-C25/2-DC	243137	1 / 60
32	PLS6-C32/2-DC	243138	1 / 60
40	PLS6-C40/2-DC	243139	1 / 60
50	PLS6-C50/2-DC	243140	1 / 60

Miniature Circuit Breakers PLHT

- High-quality miniature circuit breakers for trade and industry applications
- Contact position indicator red - green
- Accessories suitable for subsequent installation
- Rated currents up to 125 A
- Tripping characteristics B, C, D
- Rated breaking capacity up to 25 kA according to IEC/EN 60947-2

SG13302



Miniature Circuit Breakers PLHT

Characteristic B

SG12902



SG13002



SG13102



SG13202



SG13302



Rated Current I_n (A)	Type Designation	Article No.	Units per package
-------------------------	------------------	-------------	-------------------

1-pole

20	PLHT-B20	247972	12
25	PLHT-B25	247973	12
32	PLHT-B32	247974	12
40	PLHT-B40	247975	12
50	PLHT-B50	247976	12
63	PLHT-B63	247977	12
80	PLHT-B80	247978	12
100	PLHT-B100	247979	12
125	PLHT-B125	247980	12

2-pole

20	PLHT-B20/2	247998	6
25	PLHT-B25/2	247999	6
32	PLHT-B32/2	248000	6
40	PLHT-B40/2	248001	6
50	PLHT-B50/2	248002	6
63	PLHT-B63/2	248003	6
80	PLHT-B80/2	248004	6
100	PLHT-B100/2	248005	6
125	PLHT-B125/2	248006	6

3-pole

20	PLHT-B20/3	248024	4
25	PLHT-B25/3	248025	4
32	PLHT-B32/3	248026	4
40	PLHT-B40/3	248027	4
50	PLHT-B50/3	248028	4
63	PLHT-B63/3	248029	4
80	PLHT-B80/3	248030	4
100	PLHT-B100/3	248031	4
125	PLHT-B125/3	248032	4

3+N-pole

20	PLHT-B20/3N	248050	3
25	PLHT-B25/3N	248051	3
32	PLHT-B32/3N	248052	3
40	PLHT-B40/3N	248053	3
50	PLHT-B50/3N	248054	3
63	PLHT-B63/3N	248055	3
80	PLHT-B80/3N	248056	3
100	PLHT-B100/3N	248057	3
125	PLHT-B125/3N	248058	3

4-pole

20	PLHT-B20/4	248076	3
25	PLHT-B25/4	248077	3
32	PLHT-B32/4	248078	3
40	PLHT-B40/4	248079	3
50	PLHT-B50/4	248080	3
63	PLHT-B63/4	248081	3
80	PLHT-B80/4	248082	3
100	PLHT-B100/4	248083	3
125	PLHT-B125/4	248084	3

Miniature Circuit Breakers PLHT

Characteristic C

SG12902



SG13002



SG13102



SG13202



SG13302



Rated Current I_n (A)	Type Designation	Article No.	Units per package
1-pole			
20	PLHT-C20	247981	12
25	PLHT-C25	247982	12
32	PLHT-C32	247983	12
40	PLHT-C40	247984	12
50	PLHT-C50	247985	12
63	PLHT-C63	247986	12
80	PLHT-C80	247987	12
100	PLHT-C100	247988	12
125	PLHT-C125	247989	12
2-pole			
20	PLHT-C20/2	248007	6
25	PLHT-C25/2	248008	6
32	PLHT-C32/2	248009	6
40	PLHT-C40/2	248010	6
50	PLHT-C50/2	248011	6
63	PLHT-C63/2	248012	6
80	PLHT-C80/2	248013	6
100	PLHT-C100/2	248014	6
125	PLHT-C125/2	248015	6
3-pole			
20	PLHT-C20/3	248033	4
25	PLHT-C25/3	248034	4
32	PLHT-C32/3	248035	4
40	PLHT-C40/3	248036	4
50	PLHT-C50/3	248037	4
63	PLHT-C63/3	248038	4
80	PLHT-C80/3	248039	4
100	PLHT-C100/3	248040	4
125	PLHT-C125/3	248041	4
3+N-pole			
20	PLHT-C20/3N	248059	3
25	PLHT-C25/3N	248060	3
32	PLHT-C32/3N	248061	3
40	PLHT-C40/3N	248062	3
50	PLHT-C50/3N	248063	3
63	PLHT-C63/3N	248064	3
80	PLHT-C80/3N	248065	3
100	PLHT-C100/3N	248066	3
125	PLHT-C125/3N	248067	3
4-pole			
20	PLHT-C20/4	248085	3
25	PLHT-C25/4	248086	3
32	PLHT-C32/4	248087	3
40	PLHT-C40/4	248088	3
50	PLHT-C50/4	248089	3
63	PLHT-C63/4	248090	3
80	PLHT-C80/4	248091	3
100	PLHT-C100/4	248092	3
125	PLHT-C125/4	248093	3

Miniature Circuit Breakers PLHT

Characteristic D

SG12902



SG13002



SG13102



SG13202



SG13302



Rated Current I _n (A)	Type Designation	Article No.	Units per package
----------------------------------	------------------	-------------	-------------------

1-pole

20	PLHT-D20	247990	12
25	PLHT-D25	247991	12
32	PLHT-D32	247992	12
40	PLHT-D40	247993	12
50	PLHT-D50	247994	12
63	PLHT-D63	247995	12
80	PLHT-D80	247996	12
100	PLHT-D100	247997	12

2-pole

20	PLHT-D20/2	248016	6
25	PLHT-D25/2	248017	6
32	PLHT-D32/2	248018	6
40	PLHT-D40/2	248019	6
50	PLHT-D50/2	248020	6
63	PLHT-D63/2	248021	6
80	PLHT-D80/2	248022	6
100	PLHT-D100/2	248023	6

3-pole

20	PLHT-D20/3	248042	4
25	PLHT-D25/3	248043	4
32	PLHT-D32/3	248044	4
40	PLHT-D40/3	248045	4
50	PLHT-D50/3	248046	4
63	PLHT-D63/3	248047	4
80	PLHT-D80/3	248048	4
100	PLHT-D100/3	248049	4

3+N-pole

20	PLHT-D20/3N	248068	3
25	PLHT-D25/3N	248069	3
32	PLHT-D32/3N	248070	3
40	PLHT-D40/3N	248071	3
50	PLHT-D50/3N	248072	3
63	PLHT-D63/3N	248073	3
80	PLHT-D80/3N	248074	3
100	PLHT-D100/3N	248075	3

4-pole

20	PLHT-D20/4	248094	3
25	PLHT-D25/4	248095	3
32	PLHT-D32/4	248096	3
40	PLHT-D40/4	248097	3
50	PLHT-D50/4	248098	3
63	PLHT-D63/4	248099	3
80	PLHT-D80/4	248100	3
100	PLHT-D100/4	248101	3

Miniature Circuit Breakers PLHT
Accessories for Miniature Circuit Breakers PLHT

SG25702



SG25802




SG25902



Operational voltage range V~	Type Designation	Article No.	Units per package
Shunt Trip Release, Shunt Trip Release Kit			
110-415/Shunt trip release	Z-LHASA/230	248442	8
12-60/Shunt trip release	Z-LHASA/24	248441	8
Auxiliary Switch			
	Z-LHK	248440	10 / 100
Neutral disconnect			
	Z-NTS	248443	1

Notes



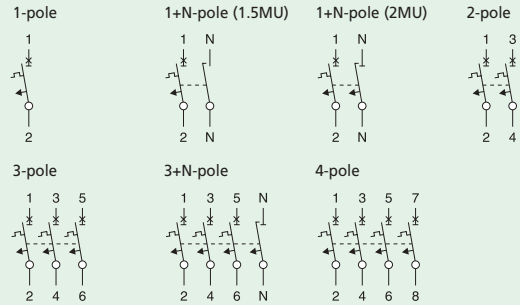
Miniature Circuit Breakers PLS..., PLZ...

- High selectivity between MCB and back-up fuse due to low let-through energy
- Compatible with standard busbar
- Twin-purpose terminal (lift/open-mouthed) above and below
- Busbar positioning optionally above or below
- Meets the requirements of insulation co-ordination, distance between contacts ≥ 4 mm, for secure isolation
- Suitable for applications up to 48 V DC (use PLS6-DC for higher DC voltages)
- PLS6-DC: Rated breaking capacity 6 kA according to IEC 23E
Rated voltage 250 V (per pole), $\tau = 4$ ms
Take into account polarity!

Accessories:

Auxiliary switch for subsequent installation	ZP-AHK	248436
Tripping signal contact for subsequent installation	ZP-NHK	248437
Remote control and automatic switching device	Z-FW-BAS	248295
Shunt trip release	ZP-ASA/..	248438, 248439
Undervoltage release	Z-USA/..	248288-248291
Compact enclosure	TC-2	870001400
	TC-4	870001401
Additional terminal 35mm ²	HA7-ZK35	751942199
Anti-tamper device	HA7-SPE	750960510

Connection diagrams



Technical Data

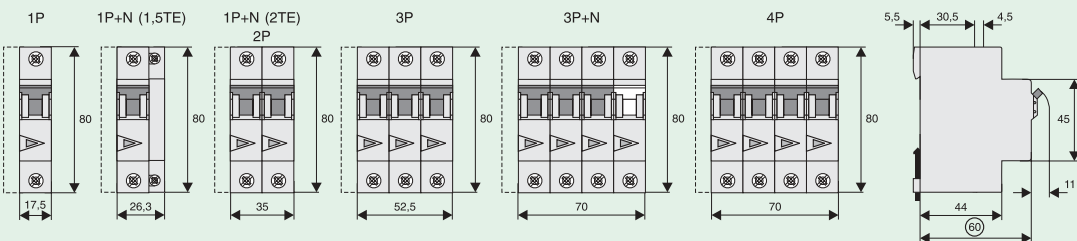
Electrical

Design according to	IEC/EN 60898
Current test marks as printed onto the device	
Rated voltage	
PLS., PLZ.	AC: 230/400V
PLS., PLZ.	DC: 48V (per pole)
PLS6-DC	DC: 250V (per pole)
Rated frequency	50/60 Hz
Rated breaking capacity according to IEC/EN 60898	
PLSM, PLZM	10 kA
PLS6, PLZ6, PLS6-DC	6 kA
Characteristic	B, C, D
Back-up fuse	
>10 kA	max. 100 A gL
>6 kA	max. 100 A gL
Selectivity class	3
Endurance	$\geq 8,000$ operating cycles
Line voltage connection	optional (above/below)

Mechanical

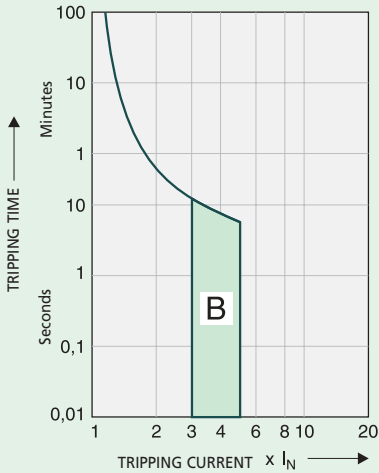
Frame size	45 mm
Device height	80 mm
Device width	17.5 mm per pole (1MU) 26.3 mm: device 1P+N (1.5MU)
Mounting	quick fastening with 3 lock-in positions on DIN rail EN 50022
Degree of protection	IP20
Upper and lower terminals	open mouthed/lift terminals
Terminal protection	finger and hand touch safe, VBG 4, ÖVE-EN 6
Terminal capacity	1-25 mm ² (1p+N, 1.5MU)
Terminal fastening torque	2-2.4 Nm (1p+N, 1.5MU)
Busbar thickness	0.8 - 2 mm (except N 0.5 MU)
Mounting	independent of position

Dimensions (mm)

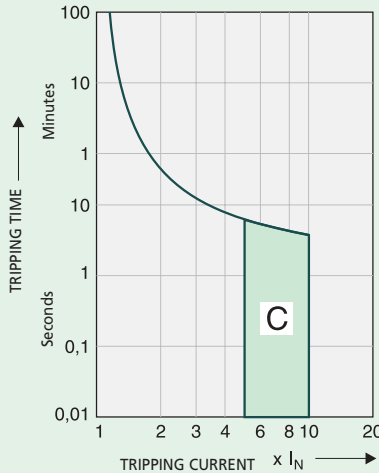


Tripping Characteristics (IEC/EN 60898)

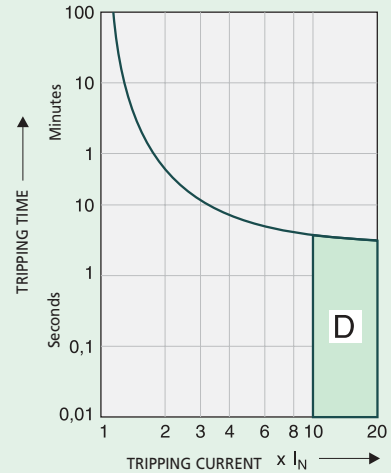
Tripping characteristic B



Tripping characteristic C



Tripping characteristic D



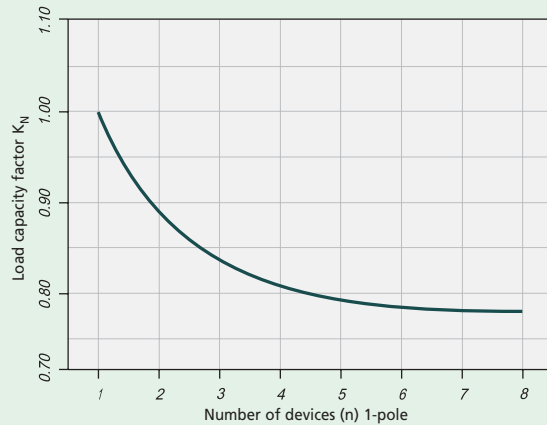
Quick-acting (B), slow (C), very slow (D)

Effect of the Ambient Temperature on Thermal Tripping Behaviour

Adjusted rated current values according to the ambient temperature

I _n [A]	Ambient temperature T [°C]												
	-25	-20	-10	0	10	20	30	35	40	45	50	55	60
0.16	0.20	0.19	0.19	0.18	0.17	0.17	0.16	0.16	0.15	0.15	0.15	0.14	0.14
0.25	0.31	0.30	0.29	0.28	0.27	0.26	0.25	0.25	0.24	0.24	0.23	0.23	0.22
0.5	0.61	0.60	0.58	0.56	0.54	0.52	0.50	0.49	0.48	0.47	0.46	0.45	0.44
0.75	0.92	0.90	0.87	0.84	0.81	0.78	0.75	0.74	0.73	0.71	0.69	0.68	0.66
1	1.2	1.2	1.2	1.1	1.1	1.0	1.0	0.99	0.97	0.95	0.93	0.90	0.89
1.5	1.8	1.8	1.7	1.7	1.6	1.6	1.5	1.5	1.5	1.4	1.4	1.4	1.3
1.6	2.0	1.9	1.9	1.8	1.7	1.7	1.6	1.6	1.5	1.5	1.5	1.4	1.4
2	2.4	2.4	2.3	2.2	2.2	2.1	2.0	2.0	1.9	1.9	1.9	1.8	1.8
2.5	3.1	3.0	2.9	2.8	2.7	2.6	2.5	2.5	2.4	2.4	2.3	2.3	2.2
3	3.7	3.6	3.5	3.4	3.3	3.1	3.0	3.0	2.9	2.8	2.8	2.7	2.7
3.5	4.3	4.2	4.1	3.9	3.8	3.7	3.5	3.4	3.4	3.3	3.2	3.2	3.1
4	4.9	4.8	4.7	4.5	4.3	4.2	4.0	3.9	3.9	3.8	3.7	3.6	3.5
5	6.1	6.0	5.8	5.6	5.4	5.2	5.0	4.9	4.8	4.7	4.6	4.5	4.4
6	7.3	7.2	7.0	6.7	6.5	6.3	6.0	5.9	5.8	5.7	5.6	5.4	5.3
8	9.8	9.6	9.3	9.0	8.7	8.4	8.0	7.9	7.7	7.6	7.4	7.2	7.1
10	12	12	12	11	11	10	10	9.9	9.7	9.5	9.3	9.0	8.9
12	15	14	14	13	13	13	12	12	12	11	11	11	11
13	16	16	15	15	14	14	13	13	13	12	12	12	12
15	18	18	17	17	16	16	15	15	15	14	14	14	13
16	20	19	19	18	17	17	16	16	15	15	15	14	14
20	24	24	23	22	22	21	20	20	19	19	19	18	18
25	31	30	29	28	27	26	25	25	24	24	23	23	22
32	39	38	37	36	35	33	32	32	31	30	30	29	28
40	49	48	47	45	43	42	40	39	39	38	37	36	35
50	61	60	58	56	54	52	50	49	48	47	46	45	44
63	77	76	73	71	68	66	63	62	61	60	58	57	56

Load Capacity of Series Connected Miniature Circuit Breakers



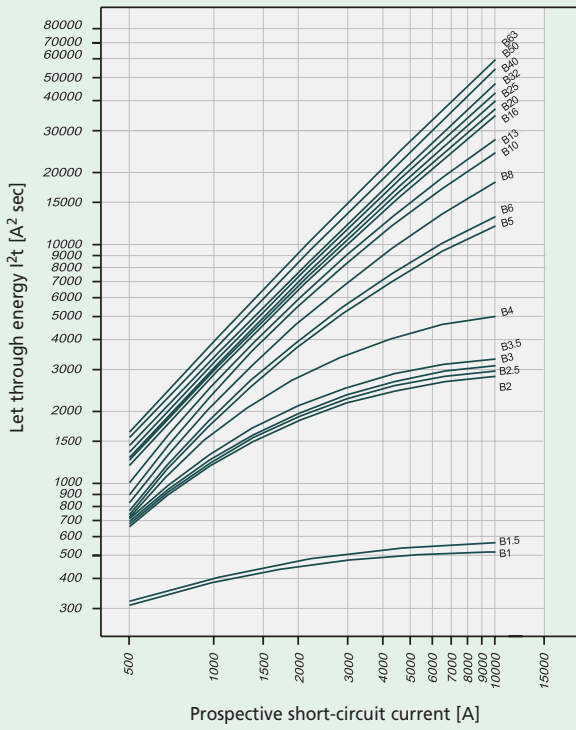
Effect of Power Frequency

Effect of power frequency on the tripping behaviour I_{MA} of the quick release

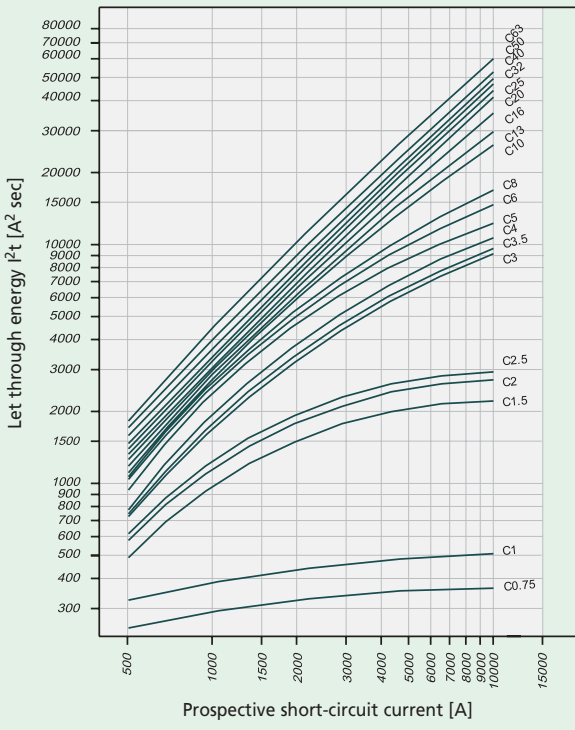
	Power frequency f [Hz]						
	16 ² /3	50	60	100	200	300	400
I _{MA} (f)/I _{MA} (50Hz) [%]	91	100	101	106	115	134	141

Let-through Energy PLSM

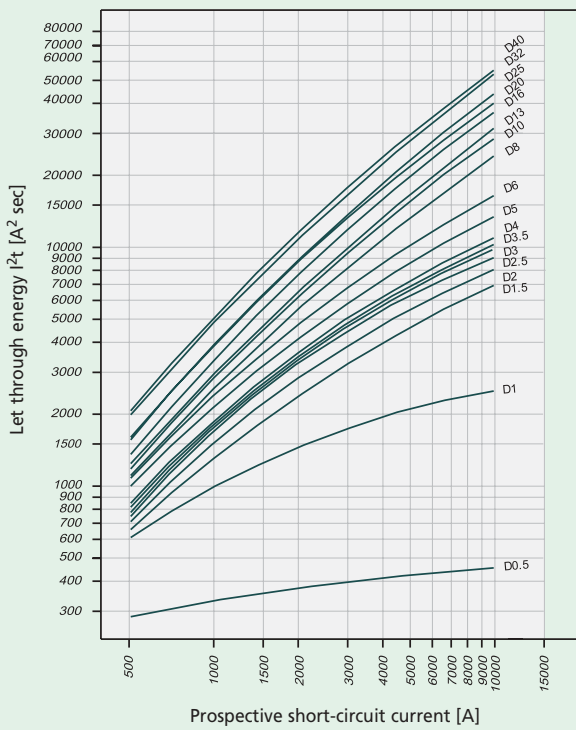
Let-through energy PLSM, characteristic B, 1-pole



Let-through energy PLSM, characteristic C, 1-pole



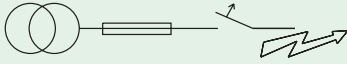
Let-through energy PLSM, characteristic D, 1-pole



Short Circuit Selectivity PLSM towards DIAZED Fuses

In case of short circuit, there is selectivity between the miniature circuit breakers PLSM and the upstream fuses up to the specified values of the selectivity limit current I_s [kA] (i. e. in case of short-circuit currents I_{sc} under I_s , only the MCB will trip, in case of short circuit currents above this value both protective devices will respond).

*) basically in accordance with EN 60898 D.5.2.b



Short circuit selectivity **characteristic B** towards fuse link **DIAZED***)

PLSM	DIAZED DII-DIV gL/gG									
I_n [A]	10	16	20	25	35	50	63	80	100	
1.0	<0.5 ¹⁾	1.2	10.0 ²⁾	10.0 ²⁾	10.0 ²⁾	10.0 ²⁾	10.0 ²⁾	10.0 ²⁾	10.0 ²⁾	10.0 ²⁾
1.5	<0.5 ¹⁾	1.0	10.0 ²⁾	10.0 ²⁾	10.0 ²⁾	10.0 ²⁾	10.0 ²⁾	10.0 ²⁾	10.0 ²⁾	10.0 ²⁾
2.0	<0.5 ¹⁾	<0.5 ¹⁾	0.8	1.6	10.0 ²⁾	10.0 ²⁾	10.0 ²⁾	10.0 ²⁾	10.0 ²⁾	10.0 ²⁾
2.5	<0.5 ¹⁾	<0.5 ¹⁾	0.8	1.5	10.0 ²⁾	10.0 ²⁾	10.0 ²⁾	10.0 ²⁾	10.0 ²⁾	10.0 ²⁾
3.0	<0.5 ¹⁾	<0.5 ¹⁾	0.8	1.4	10.0 ²⁾	10.0 ²⁾	10.0 ²⁾	10.0 ²⁾	10.0 ²⁾	10.0 ²⁾
3.5	<0.5 ¹⁾	<0.5 ¹⁾	0.7	1.3	10.0 ²⁾	10.0 ²⁾	10.0 ²⁾	10.0 ²⁾	10.0 ²⁾	10.0 ²⁾
4	<0.5 ¹⁾	<0.5 ¹⁾	0.6	1.0	3.6	10.0 ²⁾	10.0 ²⁾	10.0 ²⁾	10.0 ²⁾	10.0 ²⁾
5	<0.5 ¹⁾	<0.5 ¹⁾	0.6	0.9	2.0	3.5	8.5	10.0 ²⁾	10.0 ²⁾	10.0 ²⁾
6		<0.5 ¹⁾	0.6	0.9	1.8	3.2	7.4	10.0 ²⁾	10.0 ²⁾	10.0 ²⁾
8		<0.5 ¹⁾	0.5	0.8	1.6	2.6	5.2	8.3	10.0 ²⁾	10.0 ²⁾
10			0.5	0.8	1.4	2.2	3.9	6.0	10.0 ²⁾	10.0 ²⁾
13			0.5	0.7	1.3	2.0	3.6	5.4	10.0 ²⁾	10.0 ²⁾
16				0.6	1.2	1.9	3.2	4.6	8.4	10.0 ²⁾
20					1.2	1.8	3.1	4.4	7.8	10.0 ²⁾
25					1.2	1.8	3.0	4.2	7.3	10.0 ²⁾
32						1.7	2.8	3.9	6.8	10.0 ²⁾
40							2.7	3.8	6.5	10.0 ²⁾
50							2.5	3.5	5.7	10.0 ²⁾
63									5.3	10.0 ²⁾

Short circuit selectivity **characteristic D** towards fuse link **DIAZED***)

PLSM	DIAZED DII-DIV gL/gG									
I_n [A]	10	16	20	25	35	50	63	80	100	
0.5	0.5	3.0	10.0 ²⁾	10.0 ²⁾	10.0 ²⁾	10.0 ²⁾	10.0 ²⁾	10.0 ²⁾	10.0 ²⁾	10.0 ²⁾
1.0	<0.5 ¹⁾	<0.5 ¹⁾	1.0	2.4	10.0 ²⁾	10.0 ²⁾	10.0 ²⁾	10.0 ²⁾	10.0 ²⁾	10.0 ²⁾
1.5	<0.5 ¹⁾	<0.5 ¹⁾	0.7	1.2	3.5	7.7	10.0 ²⁾	10.0 ²⁾	10.0 ²⁾	10.0 ²⁾
2.0	<0.5 ¹⁾	<0.5 ¹⁾	0.6	1.0	2.8	5.8	10.0 ²⁾	10.0 ²⁾	10.0 ²⁾	10.0 ²⁾
2.5	<0.5 ¹⁾	<0.5 ¹⁾	0.6	1.4	2.3	4.6	10.0 ²⁾	10.0 ²⁾	10.0 ²⁾	10.0 ²⁾
3.0	<0.5 ¹⁾	<0.5 ¹⁾	0.6	0.9	2.3	4.3	10.0 ²⁾	10.0 ²⁾	10.0 ²⁾	10.0 ²⁾
3.5	<0.5 ¹⁾	<0.5 ¹⁾	0.6	0.9	2.1	4.0	10.0 ²⁾	10.0 ²⁾	10.0 ²⁾	10.0 ²⁾
4		<0.5 ¹⁾	0.6	0.9	2.0	3.8	9.5	10.0 ²⁾	10.0 ²⁾	10.0 ²⁾
5		<0.5 ¹⁾	0.5	0.7	1.7	3.1	7.0	10.0 ²⁾	10.0 ²⁾	10.0 ²⁾
6			0.5	0.7	1.5	2.6	5.3	9.1	10.0 ²⁾	10.0 ²⁾
8			<0.5 ¹⁾	0.7	1.4	2.2	3.9	6.0	10.0 ²⁾	10.0 ²⁾
10				0.7	1.2	1.9	3.4	5.0	9.5	10.0 ²⁾
13					1.2	1.8	3.2	4.6	8.6	10.0 ²⁾
16						1.6	2.7	4.0	7.4	10.0 ²⁾
20						1.5	2.5	3.5	6.7	10.0 ²⁾
25							2.4	3.4	6.2	10.0 ²⁾
32								2.8	5.0	10.0 ²⁾
40									4.8	10.0 ²⁾

Short circuit selectivity **characteristic C** towards fuse link **DIAZED***)

PLSM	DIAZED DII-DIV gL/gG									
I_n [A]	10	16	20	25	35	50	63	80	100	
0.75	1.0	10.0 ²⁾	10.0 ²⁾	10.0 ²⁾	10.0 ²⁾	10.0 ²⁾	10.0 ²⁾	10.0 ²⁾	10.0 ²⁾	10.0 ²⁾
1.0	<0.5 ¹⁾	1.2	10.0 ²⁾	10.0 ²⁾	10.0 ²⁾	10.0 ²⁾	10.0 ²⁾	10.0 ²⁾	10.0 ²⁾	10.0 ²⁾
1.5	<0.5 ¹⁾	<0.5 ¹⁾	1.0	2.2	10.0 ²⁾	10.0 ²⁾	10.0 ²⁾	10.0 ²⁾	10.0 ²⁾	10.0 ²⁾
2.0	<0.5 ¹⁾	<0.5 ¹⁾	0.8	1.6	10.0 ²⁾	10.0 ²⁾	10.0 ²⁾	10.0 ²⁾	10.0 ²⁾	10.0 ²⁾
2.5	<0.5 ¹⁾	<0.5 ¹⁾	0.8	1.4	10.0 ²⁾	10.0 ²⁾	10.0 ²⁾	10.0 ²⁾	10.0 ²⁾	10.0 ²⁾
3.0	<0.5 ¹⁾	<0.5 ¹⁾	0.8	0.9	10.0 ²⁾	10.0 ²⁾	10.0 ²⁾	10.0 ²⁾	10.0 ²⁾	10.0 ²⁾
3.5	<0.5 ¹⁾	<0.5 ¹⁾	0.6	0.9	2.2	4.5	10.0 ²⁾	10.0 ²⁾	10.0 ²⁾	10.0 ²⁾
4	<0.5 ¹⁾	<0.5 ¹⁾	0.6	0.8	1.8	3.6	9.7	10.0 ²⁾	10.0 ²⁾	10.0 ²⁾
5	<0.5 ¹⁾	<0.5 ¹⁾	0.6	0.7	1.5	2.7	7.3	10.0 ²⁾	10.0 ²⁾	10.0 ²⁾
6		<0.5 ¹⁾	0.5	0.6	1.4	2.4	5.5	10.0 ²⁾	10.0 ²⁾	10.0 ²⁾
8		<0.5 ¹⁾	<0.5 ¹⁾	0.6	1.3	2.2	4.7	8.7	10.0 ²⁾	10.0 ²⁾
10			<0.5 ¹⁾	0.6	1.3	2.0	3.6	5.4	10.0 ²⁾	10.0 ²⁾
13					1.3	1.9	3.3	5.0	9.4	10.0 ²⁾
16					1.2	1.8	3.2	4.4	8.0	10.0 ²⁾
20					1.2	1.8	3.1	4.1	7.0	10.0 ²⁾
25						1.7	2.8	3.8	6.5	10.0 ²⁾
32							2.7	3.7	6.2	10.0 ²⁾
40								3.5	5.9	10.0 ²⁾
50									5.5	10.0 ²⁾
63										10.0 ²⁾

1) Selectivity limit current I_s under 0.5 kA

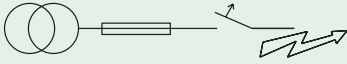
2) Selectivity limit current $I_s =$ rated breaking capacity I_{cn} of the MCB

no selectivity

Short Circuit Selectivity PLSM towards NEOZED Fuses

In case of short circuit, there is selectivity between the miniature circuit breakers PLSM and the upstream fuses up to the specified values of the selectivity limit current I_s [kA] (i. e. in case of short-circuit currents I_{sc} under I_s , only the MCB will trip, in case of short circuit currents above this value both protective devices will respond).

*) basically in accordance with EN 60898 D.5.2.b



Short circuit selectivity **characteristic B** towards fuse link **NEOZED***)

PLSM I_n [A]	NEOZED D01-D03 gL/gG									
	10	16	20	25	35	50	63	80	100	
1.0	<0.5 ¹⁾	10.0 ²⁾	10.0 ²⁾	10.0 ²⁾	10.0 ²⁾	10.0 ²⁾	10.0 ²⁾	10.0 ²⁾	10.0 ²⁾	10.0 ²⁾
1.5	<0.5 ¹⁾	4.1	10.0 ²⁾	10.0 ²⁾	10.0 ²⁾	10.0 ²⁾	10.0 ²⁾	10.0 ²⁾	10.0 ²⁾	10.0 ²⁾
2.0	<0.5 ¹⁾	<0.5 ¹⁾	0.6	1.0	10.0 ²⁾	10.0 ²⁾	10.0 ²⁾	10.0 ²⁾	10.0 ²⁾	10.0 ²⁾
2.5	<0.5 ¹⁾	<0.5 ¹⁾	0.6	1.0	10.0 ²⁾	10.0 ²⁾	10.0 ²⁾	10.0 ²⁾	10.0 ²⁾	10.0 ²⁾
3.0	<0.5 ¹⁾	<0.5 ¹⁾	0.5	1.0	10.0 ²⁾	10.0 ²⁾	10.0 ²⁾	10.0 ²⁾	10.0 ²⁾	10.0 ²⁾
3.5	<0.5 ¹⁾	<0.5 ¹⁾	0.5	0.9	7.0	10.0 ²⁾	10.0 ²⁾	10.0 ²⁾	10.0 ²⁾	10.0 ²⁾
4	<0.5 ¹⁾	<0.5 ¹⁾	0.5	0.9	2.5	10.0 ²⁾	10.0 ²⁾	10.0 ²⁾	10.0 ²⁾	10.0 ²⁾
5		<0.5 ¹⁾	0.5	0.8	1.7	4.0	7.0	10.0 ²⁾	10.0 ²⁾	10.0 ²⁾
6		<0.5 ¹⁾	0.5	0.8	1.6	3.6	6.0	10.0 ²⁾	10.0 ²⁾	10.0 ²⁾
8			0.5	0.8	1.4	2.8	4.3	8.2	10.0 ²⁾	10.0 ²⁾
10			0.5	0.7	1.3	2.4	3.4	6.0	10.0 ²⁾	10.0 ²⁾
13			<0.5 ¹⁾	0.7	1.2	2.3	3.2	5.3	10.0 ²⁾	10.0 ²⁾
16				0.6	1.1	2.2	2.9	4.6	10.0	10.0
20					1.1	2.1	2.8	4.4	9.3	9.3
25					1.1	2.0	2.7	4.2	8.7	8.7
32						2.0	2.6	4.0	8.0	8.0
40							2.5	3.8	7.5	7.5
50							2.3	3.4	6.7	6.7
63									6.2	6.2

Short circuit selectivity **characteristic C** towards fuse link **NEOZED***)

PLSM I_n [A]	NEOZED D01-D03 gL/gG									
	10	16	20	25	35	50	63	80	100	
0.75	<0.5 ¹⁾	10.0 ²⁾	10.0 ²⁾	10.0 ²⁾	10.0 ²⁾	10.0 ²⁾	10.0 ²⁾	10.0 ²⁾	10.0 ²⁾	10.0 ²⁾
1.0	<0.5 ¹⁾	10.0 ²⁾	10.0 ²⁾	10.0 ²⁾	10.0 ²⁾	10.0 ²⁾	10.0 ²⁾	10.0 ²⁾	10.0 ²⁾	10.0 ²⁾
1.5	<0.5 ¹⁾	0.5	0.6	0.9	10.0 ²⁾	10.0 ²⁾	10.0 ²⁾	10.0 ²⁾	10.0 ²⁾	10.0 ²⁾
2.0	<0.5 ¹⁾	<0.5 ¹⁾	0.5	0.7	10.0 ²⁾	10.0 ²⁾	10.0 ²⁾	10.0 ²⁾	10.0 ²⁾	10.0 ²⁾
2.5	<0.5 ¹⁾	<0.5 ¹⁾	0.5	0.7	10.0 ²⁾	10.0 ²⁾	10.0 ²⁾	10.0 ²⁾	10.0 ²⁾	10.0 ²⁾
3.0	<0.5 ¹⁾	<0.5 ¹⁾	<0.5 ¹⁾	0.6	1.9	5.2	10.0 ²⁾	10.0 ²⁾	10.0 ²⁾	10.0 ²⁾
3.5	<0.5 ¹⁾	<0.5 ¹⁾	<0.5 ¹⁾	0.6	1.8	4.7	9.5	10.0 ²⁾	10.0 ²⁾	10.0 ²⁾
4	<0.5 ¹⁾	<0.5 ¹⁾	<0.5 ¹⁾	0.6	1.6	4.0	7.6	10.0 ²⁾	10.0 ²⁾	10.0 ²⁾
5		<0.5 ¹⁾	<0.5 ¹⁾	0.5	1.3	3.1	5.7	10.0 ²⁾	10.0 ²⁾	10.0 ²⁾
6		<0.5 ¹⁾	<0.5 ¹⁾	<0.5 ¹⁾	1.2	2.7	4.5	10.0 ²⁾	10.0 ²⁾	10.0 ²⁾
8		<0.5 ¹⁾	<0.5 ¹⁾	<0.5 ¹⁾	1.2	2.5	4.0	8.6	10.0 ²⁾	10.0 ²⁾
10			<0.5 ¹⁾	<0.5 ¹⁾	1.2	2.3	3.1	5.4	10.0 ²⁾	10.0 ²⁾
13					1.1	2.2	3.0	4.9	10.0 ²⁾	10.0 ²⁾
16					1.1	2.1	2.8	4.4	9.5	9.5
20					1.0	2.0	2.6	4.0	8.3	8.3
25						1.9	2.5	3.8	7.8	7.8
32							2.5	3.7	7.3	7.3
40								3.5	7.0	7.0
50									6.5	6.5
63										

Short circuit selectivity **characteristic D** towards fuse link **NEOZED***)

PLSM I_n [A]	NEOZED D01-D03 gL/gG									
	10	16	20	25	35	50	63	80	100	
0.5	<0.5 ¹⁾	10.0 ²⁾	10.0 ²⁾	10.0 ²⁾	10.0 ²⁾	10.0 ²⁾	10.0 ²⁾	10.0 ²⁾	10.0 ²⁾	10.0 ²⁾
1.0	<0.5 ¹⁾	<0.5 ¹⁾	0.7	1.3	10.0 ²⁾	10.0 ²⁾	10.0 ²⁾	10.0 ²⁾	10.0 ²⁾	10.0 ²⁾
1.5	<0.5 ¹⁾	<0.5 ¹⁾	0.6	0.9	2.8	9.0	10.0 ²⁾	10.0 ²⁾	10.0 ²⁾	10.0 ²⁾
2.0	<0.5 ¹⁾	<0.5 ¹⁾	0.6	0.8	2.2	6.7	10.0 ²⁾	10.0 ²⁾	10.0 ²⁾	10.0 ²⁾
2.5	<0.5 ¹⁾	<0.5 ¹⁾	0.5	0.7	1.9	5.4	10.0 ²⁾	10.0 ²⁾	10.0 ²⁾	10.0 ²⁾
3.0	<0.5 ¹⁾	<0.5 ¹⁾	0.5	0.7	1.8	4.8	9.3	10.0 ²⁾	10.0 ²⁾	10.0 ²⁾
3.5	<0.5 ¹⁾	<0.5 ¹⁾	0.5	0.7	1.7	4.7	8.6	10.0 ²⁾	10.0 ²⁾	10.0 ²⁾
4		<0.5 ¹⁾	0.5	0.7	1.7	4.6	7.7	10.0 ²⁾	10.0 ²⁾	10.0 ²⁾
5		<0.5 ¹⁾	<0.5 ¹⁾	0.6	1.5	3.5	5.8	10.0 ²⁾	10.0 ²⁾	10.0 ²⁾
6		<0.5 ¹⁾	<0.5 ¹⁾	0.5	1.3	2.9	4.5	9.0	10.0 ²⁾	10.0 ²⁾
8			<0.5 ¹⁾	0.5	1.2	2.4	3.5	6.0	10.0 ²⁾	10.0 ²⁾
10				0.5	1.1	2.2	3.0	5.0	10.0 ²⁾	10.0 ²⁾
13					1.1	2.1	2.9	4.6	10.0 ²⁾	10.0 ²⁾
16						1.9	2.6	3.9	9.0	9.0
20						1.7	2.3	3.5	8.0	8.0
25							2.2	3.4	7.5	7.5
32								2.9	6.0	6.0
40									5.7	5.7

1) Selectivity limit current I_s under 0.5 kA

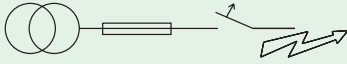
2) Selectivity limit current I_s = rated breaking capacity I_{cn} of the MCB

 no selectivity

Short Circuit Selectivity PLSM towards NH-00 Fuses

In case of short circuit, there is selectivity between the miniature circuit breakers PLSM and the upstream fuses up to the specified values of the selectivity limit current I_s [kA] (i. e. in case of short-circuit currents I_{sc} under I_s , only the MCB will trip, in case of short circuit currents above this value both protective devices will respond).

*) basically in accordance with EN 60898 D.5.2.b



Short circuit selectivity **characteristic B** towards fuse link **NH-00***

PLSM	NH-00 gL/gG											
I_n [A]	16	20	25	32	35	40	50	63	80	100	125	160
1.0	0.9	10.0 ²⁾	10.0 ²⁾	10.0 ²⁾	10.0 ²⁾	10.0 ²⁾	10.0 ²⁾	10.0 ²⁾	10.0 ²⁾	10.0 ²⁾	10.0 ²⁾	10.0 ²⁾
1.5	0.8	10.0 ²⁾	10.0 ²⁾	10.0 ²⁾	10.0 ²⁾	10.0 ²⁾	10.0 ²⁾	10.0 ²⁾	10.0 ²⁾	10.0 ²⁾	10.0 ²⁾	10.0 ²⁾
2.0	<0.5 ¹⁾	0.5	1.0	2.5	10.0 ²⁾	10.0 ²⁾	10.0 ²⁾	10.0 ²⁾	10.0 ²⁾	10.0 ²⁾	10.0 ²⁾	10.0 ²⁾
2.5	<0.5 ¹⁾	0.5	1.0	2.3	10.0 ²⁾	10.0 ²⁾	10.0 ²⁾	10.0 ²⁾	10.0 ²⁾	10.0 ²⁾	10.0 ²⁾	10.0 ²⁾
3.0	<0.5 ¹⁾	0.5	0.9	2.1	8.0	10.0 ²⁾	10.0 ²⁾	10.0 ²⁾	10.0 ²⁾	10.0 ²⁾	10.0 ²⁾	10.0 ²⁾
3.5	<0.5 ¹⁾	0.5	0.9	1.8	5.5	10.0 ²⁾	10.0 ²⁾	10.0 ²⁾	10.0 ²⁾	10.0 ²⁾	10.0 ²⁾	10.0 ²⁾
4	<0.5 ¹⁾	<0.5 ¹⁾	0.8	1.3	2.3	4.3	10.0 ²⁾	10.0 ²⁾	10.0 ²⁾	10.0 ²⁾	10.0 ²⁾	10.0 ²⁾
5	<0.5 ¹⁾	<0.5 ¹⁾	0.7	1.1	1.6	2.2	3.6	4.8	8.9	10.0 ²⁾	10.0 ²⁾	10.0 ²⁾
6	<0.5 ¹⁾	<0.5 ¹⁾	0.7	1.1	1.5	2.0	3.3	4.3	7.6	10.0 ²⁾	10.0 ²⁾	10.0 ²⁾
8	<0.5 ¹⁾	<0.5 ¹⁾	0.6	1.0	1.3	1.7	2.6	3.3	5.2	10.0 ²⁾	10.0 ²⁾	10.0 ²⁾
10		<0.5 ¹⁾	0.6	0.9	1.2	1.5	2.2	2.7	4.0	9.0	10.0 ²⁾	10.0 ²⁾
13		<0.5 ¹⁾	0.6	0.8	1.1	1.4	2.1	2.6	3.8	7.9	10.0 ²⁾	10.0 ²⁾
16			0.5	0.7	1.0	1.3	1.9	2.4	3.4	6.4	9.3	10.0 ²⁾
20				0.7	1.0	1.3	1.9	2.4	3.3	6.0	8.7	10.0 ²⁾
25				0.7	1.0	1.3	1.8	2.3	3.2	5.7	8.0	10.0 ²⁾
32					0.9	1.2	1.7	2.2	3.1	5.4	7.6	10.0 ²⁾
40								2.1	3.0	5.1	7.2	10.0 ²⁾
50								1.9	2.8	4.7	6.6	9.5
63										4.4	6.3	8.6

Short circuit selectivity **characteristic D** towards fuse link **NH-00***

PLSM	NH-00 gL/gG											
I_n [A]	16	20	25	32	35	40	50	63	80	100	125	160
0.5	2.1	10.0 ²⁾	10.0 ²⁾	10.0 ²⁾	10.0 ²⁾	10.0 ²⁾	10.0 ²⁾	10.0 ²⁾	10.0 ²⁾	10.0 ²⁾	10.0 ²⁾	10.0 ²⁾
1.0	<0.5 ¹⁾	0.6	1.4	4.3	10.0 ²⁾	10.0 ²⁾	10.0 ²⁾	10.0 ²⁾	10.0 ²⁾	10.0 ²⁾	10.0 ²⁾	10.0 ²⁾
1.5	<0.5 ¹⁾	<0.5 ¹⁾	0.9	1.6	2.7	4.0	8.0	10.0 ²⁾	10.0 ²⁾	10.0 ²⁾	10.0 ²⁾	10.0 ²⁾
2.0	<0.5 ¹⁾	<0.5 ¹⁾	0.8	1.3	2.1	3.1	6.0	8.6	10.0 ²⁾	10.0 ²⁾	10.0 ²⁾	10.0 ²⁾
2.5	<0.5 ¹⁾	<0.5 ¹⁾	0.7	1.2	1.8	2.6	4.8	6.9	10.0 ²⁾	10.0 ²⁾	10.0 ²⁾	10.0 ²⁾
3.0	<0.5 ¹⁾	<0.5 ¹⁾	0.7	1.1	1.7	2.4	4.3	6.0	10.0 ²⁾	10.0 ²⁾	10.0 ²⁾	10.0 ²⁾
3.5	<0.5 ¹⁾	<0.5 ¹⁾	0.7	1.1	1.7	2.4	4.2	5.6	10.0 ²⁾	10.0 ²⁾	10.0 ²⁾	10.0 ²⁾
4	<0.5 ¹⁾	<0.5 ¹⁾	0.7	1.0	1.6	2.2	3.8	5.2	10.0	10.0 ²⁾	10.0 ²⁾	10.0 ²⁾
5		<0.5 ¹⁾	0.6	0.9	1.4	1.9	3.2	4.1	7.1	10.0 ²⁾	10.0 ²⁾	10.0 ²⁾
6		<0.5 ¹⁾	0.5	0.8	1.2	1.6	2.6	3.3	5.5	10.0 ²⁾	10.0 ²⁾	10.0 ²⁾
8			0.5	0.8	1.1	1.5	2.2	2.7	4.1	8.7	10.0 ²⁾	10.0 ²⁾
10			0.5	0.7	1.0	1.3	1.9	2.5	3.6	7.2	10.0 ²⁾	10.0 ²⁾
13				1.0	1.3	1.9	2.3	3.4	6.5	9.5	10.0 ²⁾	
16					1.1	1.6	2.0	3.0	5.5	8.0	10.0 ²⁾	
20						1.4	1.8	2.8	5.0	7.5	10.0 ²⁾	
25							1.8	2.7	4.8	7.0	10.0 ²⁾	
32								2.4	4.1	6.2	9.3	
40									4.0	6.0	9.0	

Short circuit selectivity **characteristic C** towards fuse link **NH-00***

PLSM	NH-00 gL/gG													
I_n [A]	16	20	25	32	35	40	50	63	80	100	125	160		
0.75	10.0 ²⁾	10.0 ²⁾	10.0 ²⁾	10.0 ²⁾	10.0 ²⁾	10.0 ²⁾	10.0 ²⁾	10.0 ²⁾	10.0 ²⁾	10.0 ²⁾	10.0 ²⁾	10.0 ²⁾		
1.0	0.9	10.0 ²⁾	10.0 ²⁾	10.0 ²⁾	10.0 ²⁾	10.0 ²⁾	10.0 ²⁾	10.0 ²⁾	10.0 ²⁾	10.0 ²⁾	10.0 ²⁾	10.0 ²⁾		
1.5	<0.5 ¹⁾	0.6	1.3	4.2	10.0 ²⁾	10.0 ²⁾	10.0 ²⁾	10.0 ²⁾	10.0 ²⁾	10.0 ²⁾	10.0 ²⁾	10.0 ²⁾		
2.0	<0.5 ¹⁾	0.6	1.0	2.5	10.0 ²⁾	10.0 ²⁾	10.0 ²⁾	10.0 ²⁾	10.0 ²⁾	10.0 ²⁾	10.0 ²⁾	10.0 ²⁾		
2.5	<0.5 ¹⁾	0.5	1.0	2.1	10.0 ²⁾	10.0 ²⁾	10.0 ²⁾	10.0 ²⁾	10.0 ²⁾	10.0 ²⁾	10.0 ²⁾	10.0 ²⁾		
3.0	<0.5 ¹⁾	<0.5 ¹⁾	0.7	1.2	1.8	2.6	4.7	6.6	10.0 ²⁾	10.0 ²⁾	10.0 ²⁾	10.0 ²⁾		
3.5	<0.5 ¹⁾	<0.5 ¹⁾	0.7	1.1	1.7	2.4	4.2	6.0	10.0 ²⁾	10.0 ²⁾	10.0 ²⁾	10.0 ²⁾		
4	<0.5 ¹⁾	<0.5 ¹⁾	0.7	1.0	1.5	2.1	3.6	5.0	10.0	10.0 ²⁾	10.0 ²⁾	10.0 ²⁾		
5	<0.5 ¹⁾	<0.5 ¹⁾	0.6	0.8	1.2	1.7	2.8	3.8	8.7	10.0 ²⁾	10.0 ²⁾	10.0 ²⁾		
6	<0.5 ¹⁾	<0.5 ¹⁾	0.5	0.8	1.2	1.5	2.5	3.3	5.7	10.0 ²⁾	10.0 ²⁾	10.0 ²⁾		
8	<0.5 ¹⁾	<0.5 ¹⁾	0.5	0.8	1.1	1.5	2.3	2.9	4.9	10.0 ²⁾	10.0 ²⁾	10.0 ²⁾		
10			0.5	0.7	1.0	1.4	2.0	2.5	3.8	8.0	10.0 ²⁾	10.0 ²⁾		
13					1.0	1.3	1.9	2.4	3.6	7.0	10.0 ²⁾	10.0 ²⁾		
16						1.0	1.3	1.8	2.3	3.3	6.0	8.8	10.0 ²⁾	
20							1.0	1.2	1.7	2.2	3.2	5.5	7.7	10.0 ²⁾
25								1.6	2.1	3.0	5.2	7.3	10.0 ²⁾	
32									2.1	2.9	5.0	7.0	10.0 ²⁾	
40										2.8	4.8	6.7	10.0	
50											4.5	6.3	9.5	
63												5.9	8.4	

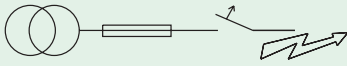
¹⁾ Selectivity limit current I_s under 0.5 kA

²⁾ Selectivity limit current I_s = rated breaking capacity I_{cn} of the MCB

 no selectivity

In case of short circuit, there is selectivity between the miniature circuit breakers PLS6 and the upstream fuses up to the specified values of the selectivity limit current I_s [kA] (i. e. in case of short-circuit currents I_{sc} under I_s , only the MCB will trip, in case of short circuit currents above this value both protective devices will respond).

*) basically in accordance with EN 60898 D.5.2.b



Short circuit selectivity **characteristic B** towards fuse link **DIAZED***)

PLS6	DIAZED DII-DIV gL/gG									
I_n [A]	10	16	20	25	35	50	63	80	100	
1.0	<0.5 ¹⁾	1.2	6.0 ²⁾	6.0 ²⁾	6.0 ²⁾	6.0 ²⁾	6.0 ²⁾	6.0 ²⁾	6.0 ²⁾	6.0 ²⁾
1.5	<0.5 ¹⁾	1.0	6.0 ²⁾	6.0 ²⁾	6.0 ²⁾	6.0 ²⁾	6.0 ²⁾	6.0 ²⁾	6.0 ²⁾	6.0 ²⁾
2.0	<0.5 ¹⁾	<0.5 ¹⁾	0.8	1.6	6.0 ²⁾	6.0 ²⁾	6.0 ²⁾	6.0 ²⁾	6.0 ²⁾	6.0 ²⁾
2.5	<0.5 ¹⁾	<0.5 ¹⁾	0.8	1.5	6.0 ²⁾	6.0 ²⁾	6.0 ²⁾	6.0 ²⁾	6.0 ²⁾	6.0 ²⁾
3.0	<0.5 ¹⁾	<0.5 ¹⁾	0.8	1.4	6.0 ²⁾	6.0 ²⁾	6.0 ²⁾	6.0 ²⁾	6.0 ²⁾	6.0 ²⁾
3.5	<0.5 ¹⁾	<0.5 ¹⁾	0.7	1.3	6.0 ²⁾	6.0 ²⁾	6.0 ²⁾	6.0 ²⁾	6.0 ²⁾	6.0 ²⁾
4	<0.5 ¹⁾	<0.5 ¹⁾	0.6	1.0	3.6	6.0 ²⁾	6.0 ²⁾	6.0 ²⁾	6.0 ²⁾	6.0 ²⁾
5	<0.5 ¹⁾	<0.5 ¹⁾	0.6	0.9	2.0	3.5	6.0 ²⁾	6.0 ²⁾	6.0 ²⁾	6.0 ²⁾
6		<0.5 ¹⁾	0.6	0.9	1.8	3.2	6.0 ²⁾	6.0 ²⁾	6.0 ²⁾	6.0 ²⁾
8		<0.5 ¹⁾	0.5	0.8	1.6	2.6	5.2	6.0 ²⁾	6.0 ²⁾	6.0 ²⁾
10			0.5	0.8	1.4	2.2	3.9	6.0 ²⁾	6.0 ²⁾	6.0 ²⁾
13			0.5	0.7	1.3	2.0	3.6	5.4	6.0 ²⁾	6.0 ²⁾
16				0.6	1.2	1.9	3.2	4.6	6.0 ²⁾	6.0 ²⁾
20					1.2	1.8	3.1	4.4	6.0 ²⁾	6.0 ²⁾
25					1.2	1.8	3.0	4.2	6.0 ²⁾	6.0 ²⁾
32						1.7	2.8	3.9	6.0 ²⁾	6.0 ²⁾
40							2.7	3.8	6.0 ²⁾	6.0 ²⁾
50							2.5	3.5	5.7	6.0 ²⁾
63								5.3	6.0 ²⁾	6.0 ²⁾

Short circuit selectivity **characteristic D** towards fuse link **DIAZED***)

PLS6	DIAZED DII-DIV gL/gG									
I_n [A]	10	16	20	25	35	50	63	80	100	
0.5	0.5	3.0	6.0 ²⁾	6.0 ²⁾	6.0 ²⁾	6.0 ²⁾	6.0 ²⁾	6.0 ²⁾	6.0 ²⁾	6.0 ²⁾
1.0	<0.5 ¹⁾	<0.5 ¹⁾	1.0	2.4	6.0 ²⁾	6.0 ²⁾	6.0 ²⁾	6.0 ²⁾	6.0 ²⁾	6.0 ²⁾
1.5	<0.5 ¹⁾	<0.5 ¹⁾	0.7	1.2	3.5	6.0 ²⁾	6.0 ²⁾	6.0 ²⁾	6.0 ²⁾	6.0 ²⁾
2.0	<0.5 ¹⁾	<0.5 ¹⁾	0.6	1.0	2.8	5.8	6.0 ²⁾	6.0 ²⁾	6.0 ²⁾	6.0 ²⁾
2.5	<0.5 ¹⁾	<0.5 ¹⁾	0.6	1.4	2.3	4.6	6.0 ²⁾	6.0 ²⁾	6.0 ²⁾	6.0 ²⁾
3.0	<0.5 ¹⁾	<0.5 ¹⁾	0.6	0.9	2.3	4.3	6.0 ²⁾	6.0 ²⁾	6.0 ²⁾	6.0 ²⁾
3.5	<0.5 ¹⁾	<0.5 ¹⁾	0.6	0.9	2.1	4.0	6.0 ²⁾	6.0 ²⁾	6.0 ²⁾	6.0 ²⁾
4		<0.5 ¹⁾	0.6	0.9	2.0	3.8	6.0 ²⁾	6.0 ²⁾	6.0 ²⁾	6.0 ²⁾
5		<0.5 ¹⁾	0.5	0.7	1.7	3.1	6.0 ²⁾	6.0 ²⁾	6.0 ²⁾	6.0 ²⁾
6			0.5	0.7	1.5	2.6	5.3	6.0 ²⁾	6.0 ²⁾	6.0 ²⁾
8			<0.5 ¹⁾	0.7	1.4	2.2	3.9	6.0 ²⁾	6.0 ²⁾	6.0 ²⁾
10				0.7	1.2	1.9	3.4	5.0	6.0 ²⁾	6.0 ²⁾
13					1.2	1.8	3.2	4.6	6.0 ²⁾	6.0 ²⁾
16						1.6	2.7	4.0	6.0 ²⁾	6.0 ²⁾
20						1.5	2.5	3.5	6.0 ²⁾	6.0 ²⁾
25							2.4	3.4	6.0 ²⁾	6.0 ²⁾
32								2.8	5.0	6.0 ²⁾
40									4.8	6.0 ²⁾

Short circuit selectivity **characteristic C** towards fuse link **DIAZED***)

PLS6	DIAZED DII-DIV gL/gG									
I_n [A]	10	16	20	25	35	50	63	80	100	
0.75	1.0	6.0 ²⁾	6.0 ²⁾	6.0 ²⁾	6.0 ²⁾	6.0 ²⁾	6.0 ²⁾	6.0 ²⁾	6.0 ²⁾	6.0 ²⁾
1.0	<0.5 ¹⁾	1.2	6.0 ²⁾	6.0 ²⁾	6.0 ²⁾	6.0 ²⁾	6.0 ²⁾	6.0 ²⁾	6.0 ²⁾	6.0 ²⁾
1.5	<0.5 ¹⁾	<0.5 ¹⁾	1.0	2.2	6.0 ²⁾	6.0 ²⁾	6.0 ²⁾	6.0 ²⁾	6.0 ²⁾	6.0 ²⁾
2.0	<0.5 ¹⁾	<0.5 ¹⁾	0.8	1.6	6.0 ²⁾	6.0 ²⁾	6.0 ²⁾	6.0 ²⁾	6.0 ²⁾	6.0 ²⁾
2.5	<0.5 ¹⁾	<0.5 ¹⁾	0.8	1.4	6.0 ²⁾	6.0 ²⁾	6.0 ²⁾	6.0 ²⁾	6.0 ²⁾	6.0 ²⁾
3.0	<0.5 ¹⁾	<0.5 ¹⁾	0.8	0.9	6.0 ²⁾	6.0 ²⁾	6.0 ²⁾	6.0 ²⁾	6.0 ²⁾	6.0 ²⁾
3.5	<0.5 ¹⁾	<0.5 ¹⁾	0.6	0.9	2.2	4.5	6.0 ²⁾	6.0 ²⁾	6.0 ²⁾	6.0 ²⁾
4	<0.5 ¹⁾	<0.5 ¹⁾	0.6	0.8	1.8	3.6	6.0 ²⁾	6.0 ²⁾	6.0 ²⁾	6.0 ²⁾
5	<0.5 ¹⁾	<0.5 ¹⁾	0.6	0.7	1.5	2.7	6.0 ²⁾	6.0 ²⁾	6.0 ²⁾	6.0 ²⁾
6		<0.5 ¹⁾	0.5	0.6	1.4	2.4	5.5	6.0 ²⁾	6.0 ²⁾	6.0 ²⁾
8		<0.5 ¹⁾	<0.5 ¹⁾	0.6	1.3	2.2	4.7	6.0 ²⁾	6.0 ²⁾	6.0 ²⁾
10			<0.5 ¹⁾	0.6	1.3	2.0	3.6	6.0 ²⁾	6.0 ²⁾	6.0 ²⁾
13					1.3	1.9	3.3	5.0	6.0 ²⁾	6.0 ²⁾
16						1.2	1.8	3.2	4.4	6.0 ²⁾
20						1.2	1.8	3.1	4.1	6.0 ²⁾
25							1.7	2.8	3.8	6.0 ²⁾
32								2.7	3.7	6.0 ²⁾
40									3.5	5.9
50										5.5
63										6.0 ²⁾

1) Selectivity limit current I_s under 0.5 kA

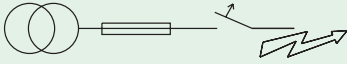
2) Selectivity limit current I_s = rated breaking capacity I_{cn} of the MCB

no selectivity

Short Circuit Selectivity PLS6 towards NEOZED Fuses

In case of short circuit, there is selectivity between the miniature circuit breakers PLS6 and the upstream fuses up to the specified values of the selectivity limit current I_s [kA] (i. e. in case of short-circuit currents I_{sc} under I_s , only the MCB will trip, in case of short circuit currents above this value both protective devices will respond).

*) basically in accordance with EN 60898 D.5.2.b



Short circuit selectivity **characteristic B** towards fuse link **NEOZED***)

PLS6 I_n [A]	NEOZED D01-D03 gL/gG								
	10	16	20	25	35	50	63	80	100
1.0	<0.5 ¹⁾	6.0 ²⁾	6.0 ²⁾	6.0 ²⁾	6.0 ²⁾	6.0 ²⁾	6.0 ²⁾	6.0 ²⁾	6.0 ²⁾
1.5	<0.5 ¹⁾	4.1	6.0 ²⁾	6.0 ²⁾	6.0 ²⁾	6.0 ²⁾	6.0 ²⁾	6.0 ²⁾	6.0 ²⁾
2.0	<0.5 ¹⁾	<0.5 ¹⁾	0.6	1.0	6.0 ²⁾	6.0 ²⁾	6.0 ²⁾	6.0 ²⁾	6.0 ²⁾
2.5	<0.5 ¹⁾	<0.5 ¹⁾	0.6	1.0	6.0 ²⁾	6.0 ²⁾	6.0 ²⁾	6.0 ²⁾	6.0 ²⁾
3.0	<0.5 ¹⁾	<0.5 ¹⁾	0.5	1.0	6.0 ²⁾	6.0 ²⁾	6.0 ²⁾	6.0 ²⁾	6.0 ²⁾
3.5	<0.5 ¹⁾	<0.5 ¹⁾	0.5	0.9	6.0 ²⁾	6.0 ²⁾	6.0 ²⁾	6.0 ²⁾	6.0 ²⁾
4	<0.5 ¹⁾	<0.5 ¹⁾	0.5	0.9	2.5	6.0 ²⁾	6.0 ²⁾	6.0 ²⁾	6.0 ²⁾
5		<0.5 ¹⁾	0.5	0.8	1.7	4.0	6.0 ²⁾	6.0 ²⁾	6.0 ²⁾
6		<0.5 ¹⁾	0.5	0.8	1.6	3.6	6.0 ²⁾	6.0 ²⁾	6.0 ²⁾
8			0.5	0.8	1.4	2.8	4.3	6.0 ²⁾	6.0 ²⁾
10			0.5	0.7	1.3	2.4	3.4	6.0 ²⁾	6.0 ²⁾
13			<0.5 ¹⁾	0.7	1.2	2.3	3.2	5.3	6.0 ²⁾
16				0.6	1.1	2.2	2.9	4.6	6.0 ²⁾
20					1.1	2.1	2.8	4.4	6.0 ²⁾
25					1.1	2.0	2.7	4.2	6.0 ²⁾
32						2.0	2.6	4.0	6.0 ²⁾
40							2.5	3.8	6.0 ²⁾
50							2.3	3.4	6.0 ²⁾
63									6.0 ²⁾

Short circuit selectivity **characteristic C** towards fuse link **NEOZED***)

PLS6 I_n [A]	NEOZED D01-D03 gL/gG								
	10	16	20	25	35	50	63	80	100
0.75	<0.5 ¹⁾	6.0 ²⁾	6.0 ²⁾	6.0 ²⁾	6.0 ²⁾	6.0 ²⁾	6.0 ²⁾	6.0 ²⁾	6.0 ²⁾
1.0	<0.5 ¹⁾	6.0 ²⁾	6.0 ²⁾	6.0 ²⁾	6.0 ²⁾	6.0 ²⁾	6.0 ²⁾	6.0 ²⁾	6.0 ²⁾
1.5	<0.5 ¹⁾	0.5	0.6	0.9	6.0 ²⁾	6.0 ²⁾	6.0 ²⁾	6.0 ²⁾	6.0 ²⁾
2.0	<0.5 ¹⁾	<0.5 ¹⁾	0.5	0.7	6.0 ²⁾	6.0 ²⁾	6.0 ²⁾	6.0 ²⁾	6.0 ²⁾
2.5	<0.5 ¹⁾	<0.5 ¹⁾	0.5	0.7	6.0 ²⁾	6.0 ²⁾	6.0 ²⁾	6.0 ²⁾	6.0 ²⁾
3.0	<0.5 ¹⁾	<0.5 ¹⁾	<0.5 ¹⁾	0.6	1.9	5.2	6.0 ²⁾	6.0 ²⁾	6.0 ²⁾
3.5	<0.5 ¹⁾	<0.5 ¹⁾	<0.5 ¹⁾	0.6	1.8	4.7	6.0 ²⁾	6.0 ²⁾	6.0 ²⁾
4	<0.5 ¹⁾	<0.5 ¹⁾	<0.5 ¹⁾	0.6	1.6	4.0	6.0 ²⁾	6.0 ²⁾	6.0 ²⁾
5		<0.5 ¹⁾	<0.5 ¹⁾	0.5	1.3	3.1	5.7	6.0 ²⁾	6.0 ²⁾
6		<0.5 ¹⁾	<0.5 ¹⁾	<0.5 ¹⁾	1.2	2.7	4.5	6.0 ²⁾	6.0 ²⁾
8		<0.5 ¹⁾	<0.5 ¹⁾	<0.5 ¹⁾	1.2	2.5	4.0	6.0 ²⁾	6.0 ²⁾
10			<0.5 ¹⁾	<0.5 ¹⁾	1.2	2.3	3.1	5.4	6.0 ²⁾
13					1.1	2.2	3.0	4.9	6.0 ²⁾
16					1.1	2.1	2.8	4.4	6.0 ²⁾
20					1.0	2.0	2.6	4.0	6.0 ²⁾
25						1.9	2.5	3.8	6.0 ²⁾
32							2.5	3.7	6.0 ²⁾
40								3.5	6.0 ²⁾
50									6.0 ²⁾
63									

Short circuit selectivity **characteristic D** towards fuse link **NEOZED***)

PLS6 I_n [A]	NEOZED D01-D03 gL/gG								
	10	16	20	25	35	50	63	80	100
0.5	<0.5 ¹⁾	10.0 ²⁾	6.0 ²⁾	6.0 ²⁾	6.0 ²⁾	6.0 ²⁾	6.0 ²⁾	6.0 ²⁾	6.0 ²⁾
1.0	<0.5 ¹⁾	<0.5 ¹⁾	0.7	1.3	6.0 ²⁾	6.0 ²⁾	6.0 ²⁾	6.0 ²⁾	6.0 ²⁾
1.5	<0.5 ¹⁾	<0.5 ¹⁾	0.6	0.9	2.8	6.0 ²⁾	6.0 ²⁾	6.0 ²⁾	6.0 ²⁾
2.0	<0.5 ¹⁾	<0.5 ¹⁾	0.6	0.8	2.2	6.0 ²⁾	6.0 ²⁾	6.0 ²⁾	6.0 ²⁾
2.5	<0.5 ¹⁾	<0.5 ¹⁾	0.5	0.7	1.9	5.4	6.0 ²⁾	6.0 ²⁾	6.0 ²⁾
3.0	<0.5 ¹⁾	<0.5 ¹⁾	0.5	0.7	1.8	4.8	6.0 ²⁾	6.0 ²⁾	6.0 ²⁾
3.5	<0.5 ¹⁾	<0.5 ¹⁾	0.5	0.7	1.7	4.7	6.0 ²⁾	6.0 ²⁾	6.0 ²⁾
4		<0.5 ¹⁾	0.5	0.7	1.7	4.6	6.0 ²⁾	6.0 ²⁾	6.0 ²⁾
5		<0.5 ¹⁾	<0.5 ¹⁾	0.6	1.5	3.5	5.8	6.0 ²⁾	6.0 ²⁾
6		<0.5 ¹⁾	0.5	1.3	2.9	4.5	6.0 ²⁾	6.0 ²⁾	6.0 ²⁾
8			<0.5 ¹⁾	0.5	1.2	2.4	3.5	6.0 ²⁾	6.0 ²⁾
10				0.5	1.1	2.2	3.0	5.0	6.0 ²⁾
13					1.1	2.1	2.9	4.6	6.0 ²⁾
16						1.9	2.6	3.9	6.0 ²⁾
20						1.7	2.3	3.5	6.0 ²⁾
25							2.2	3.4	6.0 ²⁾
32								2.9	6.0 ²⁾
40									5.7

1) Selectivity limit current I_s under 0.5 kA

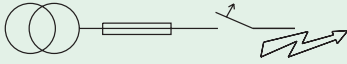
2) Selectivity limit current I_s = rated breaking capacity I_{cn} of the MCB

 no selectivity

Short Circuit Selectivity PLS6 towards NH-00 Fuses

In case of short circuit, there is selectivity between the miniature circuit breakers PLS6 and the upstream fuses up to the specified values of the selectivity limit current I_s [kA] (i. e. in case of short-circuit currents I_{ks} under I_s , only the MCB will trip, in case of short circuit currents above this value both protective devices will respond).

*) basically in accordance with EN 60898 D.5.2.b



Short circuit selectivity **characteristic B** towards fuse link **NH-00***)

PLS6	NH-00 gL/gG											
I_n [A]	16	20	25	32	35	40	50	63	80	100	125	160
1.0	0.9	6.0 ²⁾	6.0 ²⁾	6.0 ²⁾	6.0 ²⁾	6.0 ²⁾	6.0 ²⁾	6.0 ²⁾	6.0 ²⁾	6.0 ²⁾	6.0 ²⁾	6.0 ²⁾
1.5	0.8	6.0 ²⁾	6.0 ²⁾	6.0 ²⁾	6.0 ²⁾	6.0 ²⁾	6.0 ²⁾	6.0 ²⁾	6.0 ²⁾	6.0 ²⁾	6.0 ²⁾	6.0 ²⁾
2.0	<0.5 ¹⁾	0.5	1.0	2.5	6.0 ²⁾	6.0 ²⁾	6.0 ²⁾	6.0 ²⁾	6.0 ²⁾	6.0 ²⁾	6.0 ²⁾	6.0 ²⁾
2.5	<0.5 ¹⁾	0.5	1.0	2.3	6.0 ²⁾	6.0 ²⁾	6.0 ²⁾	6.0 ²⁾	6.0 ²⁾	6.0 ²⁾	6.0 ²⁾	6.0 ²⁾
3.0	<0.5 ¹⁾	0.5	0.9	2.1	6.0 ²⁾	6.0 ²⁾	6.0 ²⁾	6.0 ²⁾	6.0 ²⁾	6.0 ²⁾	6.0 ²⁾	6.0 ²⁾
3.5	<0.5 ¹⁾	0.5	0.9	1.8	5.5	6.0 ²⁾	6.0 ²⁾	6.0 ²⁾	6.0 ²⁾	6.0 ²⁾	6.0 ²⁾	6.0 ²⁾
4	<0.5 ¹⁾	<0.5 ¹⁾	0.8	1.3	2.3	4.3	6.0 ²⁾	6.0 ²⁾	6.0 ²⁾	6.0 ²⁾	6.0 ²⁾	6.0 ²⁾
5	<0.5 ¹⁾	<0.5 ¹⁾	0.7	1.1	1.6	2.2	3.6	4.8	6.0 ²⁾	6.0 ²⁾	6.0 ²⁾	6.0 ²⁾
6	<0.5 ¹⁾	<0.5 ¹⁾	0.7	1.1	1.5	2.0	3.3	4.3	6.0 ²⁾	6.0 ²⁾	6.0 ²⁾	6.0 ²⁾
8	<0.5 ¹⁾	<0.5 ¹⁾	0.6	1.0	1.3	1.7	2.6	3.3	5.2	6.0 ²⁾	6.0 ²⁾	6.0 ²⁾
10		<0.5 ¹⁾	0.6	0.9	1.2	1.5	2.2	2.7	4.0	6.0 ²⁾	6.0 ²⁾	6.0 ²⁾
13		<0.5 ¹⁾	0.6	0.8	1.1	1.4	2.1	2.6	3.8	6.0 ²⁾	6.0 ²⁾	6.0 ²⁾
16			0.5	0.7	1.0	1.3	1.9	2.4	3.4	6.0 ²⁾	6.0 ²⁾	6.0 ²⁾
20				0.7	1.0	1.3	1.9	2.4	3.3	6.0 ²⁾	6.0 ²⁾	6.0 ²⁾
25				0.7	1.0	1.3	1.8	2.3	3.2	5.7	6.0 ²⁾	6.0 ²⁾
32					0.9	1.2	1.7	2.2	3.1	5.4	6.0 ²⁾	6.0 ²⁾
40								2.1	3.0	5.1	6.0 ²⁾	6.0 ²⁾
50								1.9	2.8	4.7	6.0 ²⁾	6.0 ²⁾
63									4.4	6.0 ²⁾	6.0 ²⁾	

Short circuit selectivity **characteristic C** towards fuse link **NH-00***)

PLS6	NH-00 gL/gG												
I_n [A]	16	20	25	32	35	40	50	63	80	100	125	160	
0.75	6.0 ²⁾	6.0 ²⁾	6.0 ²⁾	6.0 ²⁾	6.0 ²⁾	6.0 ²⁾	6.0 ²⁾	6.0 ²⁾	6.0 ²⁾	6.0 ²⁾	6.0 ²⁾	6.0 ²⁾	
1.0	0.9	6.0 ²⁾	6.0 ²⁾	6.0 ²⁾	6.0 ²⁾	6.0 ²⁾	6.0 ²⁾	6.0 ²⁾	6.0 ²⁾	6.0 ²⁾	6.0 ²⁾	6.0 ²⁾	
1.5	<0.5 ¹⁾	0.6	1.3	4.2	6.0 ²⁾	6.0 ²⁾	6.0 ²⁾	6.0 ²⁾	6.0 ²⁾	6.0 ²⁾	6.0 ²⁾	6.0 ²⁾	
2.0	<0.5 ¹⁾	0.6	1.0	2.5	6.0 ²⁾	6.0 ²⁾	6.0 ²⁾	6.0 ²⁾	6.0 ²⁾	6.0 ²⁾	6.0 ²⁾	6.0 ²⁾	
2.5	<0.5 ¹⁾	0.5	1.0	2.1	6.0 ²⁾	6.0 ²⁾	6.0 ²⁾	6.0 ²⁾	6.0 ²⁾	6.0 ²⁾	6.0 ²⁾	6.0 ²⁾	
3.0	<0.5 ¹⁾	<0.5 ¹⁾	0.7	1.2	1.8	2.6	4.7	6.0 ²⁾	6.0 ²⁾	6.0 ²⁾	6.0 ²⁾	6.0 ²⁾	
3.5	<0.5 ¹⁾	<0.5 ¹⁾	0.7	1.1	1.7	2.4	4.2	6.0 ²⁾	6.0 ²⁾	6.0 ²⁾	6.0 ²⁾	6.0 ²⁾	
4	<0.5 ¹⁾	<0.5 ¹⁾	0.7	1.0	1.5	2.1	3.6	5.0	6.0 ²⁾	6.0 ²⁾	6.0 ²⁾	6.0 ²⁾	
5	<0.5 ¹⁾	<0.5 ¹⁾	0.6	0.8	1.2	1.7	2.8	3.8	6.0 ²⁾	6.0 ²⁾	6.0 ²⁾	6.0 ²⁾	
6	<0.5 ¹⁾	<0.5 ¹⁾	0.5	0.8	1.2	1.5	2.5	3.3	5.7	6.0 ²⁾	6.0 ²⁾	6.0 ²⁾	
8	<0.5 ¹⁾	<0.5 ¹⁾	0.5	0.8	1.1	1.5	2.3	2.9	4.9	6.0 ²⁾	6.0 ²⁾	6.0 ²⁾	
10			0.5	0.7	1.0	1.4	2.0	2.5	3.8	6.0 ²⁾	6.0 ²⁾	6.0 ²⁾	
13					1.0	1.3	1.9	2.4	3.6	6.0 ²⁾	6.0 ²⁾	6.0 ²⁾	
16						1.0	1.3	1.8	2.3	3.3	6.0 ²⁾	6.0 ²⁾	
20							1.0	1.2	1.7	2.2	3.2	5.5	6.0 ²⁾
25								1.6	2.1	3.0	5.2	6.0 ²⁾	6.0 ²⁾
32									2.1	2.9	5.0	6.0 ²⁾	6.0 ²⁾
40										2.8	4.8	6.0 ²⁾	6.0 ²⁾
50											4.5	6.0 ²⁾	6.0 ²⁾
63												5.9	6.0 ²⁾

Short circuit selectivity **characteristic D** towards fuse link **NH-00***)

PLS6	NH-00 gL/gG											
I_n [A]	16	20	25	32	35	40	50	63	80	100	125	160
0.5	2.1	6.0 ²⁾	6.0 ²⁾	6.0 ²⁾	6.0 ²⁾	6.0 ²⁾	6.0 ²⁾	6.0 ²⁾	6.0 ²⁾	6.0 ²⁾	6.0 ²⁾	6.0 ²⁾
1.0	<0.5 ¹⁾	0.6	1.4	4.3	6.0 ²⁾	6.0 ²⁾	6.0 ²⁾	6.0 ²⁾	6.0 ²⁾	6.0 ²⁾	6.0 ²⁾	6.0 ²⁾
1.5	<0.5 ¹⁾	<0.5 ¹⁾	0.9	1.6	2.7	4.0	6.0 ²⁾	6.0 ²⁾	6.0 ²⁾	6.0 ²⁾	6.0 ²⁾	6.0 ²⁾
2.0	<0.5 ¹⁾	<0.5 ¹⁾	0.8	1.3	2.1	3.1	6.0 ²⁾	6.0 ²⁾	6.0 ²⁾	6.0 ²⁾	6.0 ²⁾	6.0 ²⁾
2.5	<0.5 ¹⁾	<0.5 ¹⁾	0.7	1.2	1.8	2.6	4.8	6.0 ²⁾	6.0 ²⁾	6.0 ²⁾	6.0 ²⁾	6.0 ²⁾
3.0	<0.5 ¹⁾	<0.5 ¹⁾	0.7	1.1	1.7	2.4	4.3	6.0 ²⁾	6.0 ²⁾	6.0 ²⁾	6.0 ²⁾	6.0 ²⁾
3.5	<0.5 ¹⁾	<0.5 ¹⁾	0.7	1.1	1.7	2.4	4.2	5.6	6.0 ²⁾	6.0 ²⁾	6.0 ²⁾	6.0 ²⁾
4	<0.5 ¹⁾	<0.5 ¹⁾	0.7	1.0	1.6	2.2	3.8	5.2	6.0 ²⁾	6.0 ²⁾	6.0 ²⁾	6.0 ²⁾
5		<0.5 ¹⁾	0.6	0.9	1.4	1.9	3.2	4.1	6.0 ²⁾	6.0 ²⁾	6.0 ²⁾	6.0 ²⁾
6		<0.5 ¹⁾	0.5	0.8	1.2	1.6	2.6	3.3	5.5	6.0 ²⁾	6.0 ²⁾	6.0 ²⁾
8			0.5	0.8	1.1	1.5	2.2	2.7	4.1	6.0 ²⁾	6.0 ²⁾	6.0 ²⁾
10			0.5	0.7	1.0	1.3	1.9	2.5	3.6	6.0 ²⁾	6.0 ²⁾	6.0 ²⁾
13				1.0	1.3	1.9	2.3	3.4	6.0 ²⁾	6.0 ²⁾	6.0 ²⁾	6.0 ²⁾
16					1.1	1.6	2.0	3.0	5.5	6.0 ²⁾	6.0 ²⁾	6.0 ²⁾
20						1.4	1.8	2.8	5.0	6.0 ²⁾	6.0 ²⁾	6.0 ²⁾
25							1.8	2.7	4.8	6.0 ²⁾	6.0 ²⁾	6.0 ²⁾
32								2.4	4.1	6.0 ²⁾	6.0 ²⁾	6.0 ²⁾
40									4.0	6.0 ²⁾	6.0 ²⁾	6.0 ²⁾

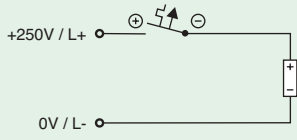
¹⁾ Selectivity limit current I_s under 0.5 kA

²⁾ Selectivity limit current I_s = rated breaking capacity I_{cn} of the MCB

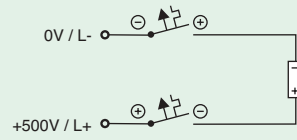
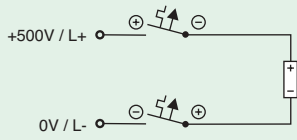
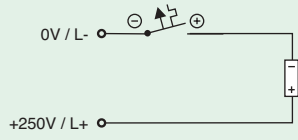
no selectivity

Miniature Circuit Breakers PLS6-DC for AC/DC, Characteristic C

Connection example at 250V=, 1-pole



Connection example at 500V=, 2-pole

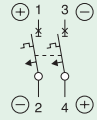


Connection diagrams PLS6-DC

1-pole



2-pole



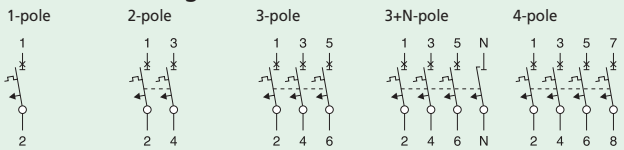
Miniature Circuit Breakers PLHT

- Independent switching contacts
- High current limit
- With isolator function, meets the requirements of insulation co-ordination, distance between contacts ≥ 4 mm, for secure isolation

Accessories:

Auxiliary switch for subsequent installation (0.5 MU)	Z-LHK	248440
Shunt trip release for subsequent installation (1.5 MU)	Z-LHASA/230 Z-LHASA/24	248442 248441
Anti-tamper device	LH-SPL	850000870
Busbar block 16 mm ² 3-pole up to 80 A, one-sided, 160 A for central power feed	SLV-16-3P	850000331
Busbar cover cap	ZV7-16-AK/2+3P	850001827
Busbar block 35 mm ² 3-pole up to 110 A, one-sided, 220 A for central power feed	SLV-35-3P	850000845
Busbar cover cap	ZV7-ALV-35	850000319

Connection diagrams



Technical Data

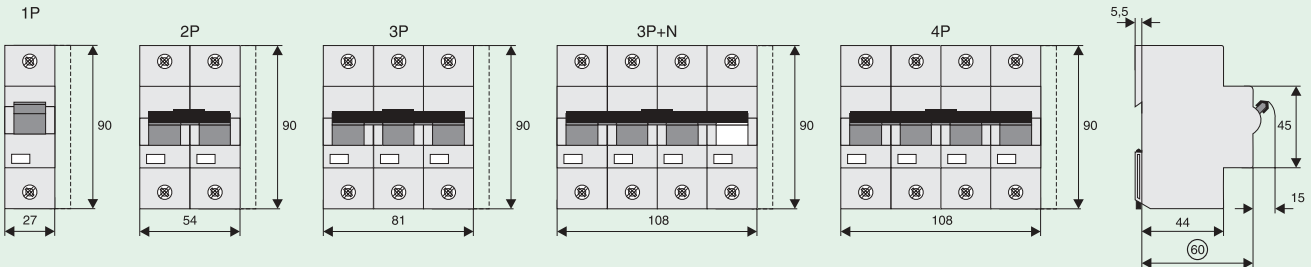
Electrical

Design according to	IEC/EN 60947-2
Current test marks as printed onto the device	
Rated voltage	
AC	230/400V
DC	60V (per pole)
Ultimate short circuit breaking capacity acc. to IEC/EN 60947-2	
Characteristics B,C	$I_n = 20-63$ A 25 kA
$I_n = 80-100$ A	20 kA
$I_n = 125$ A	15 kA
Characteristic D	$I_n = 63$ A 25 kA
$I_n = 80$ A	20 kA
$I_n = 100$ A	15 kA
Characteristic	in accordance with characteristics B, C, D
Back-up fuse	max. 200 A gL
Rated insulation voltage	440 V
Peak withstand voltage U_{imp}	4 kV
Selectivity class	in acc. with class 3
Endurance	$\geq 20,000$ operating cycles

Mechanical

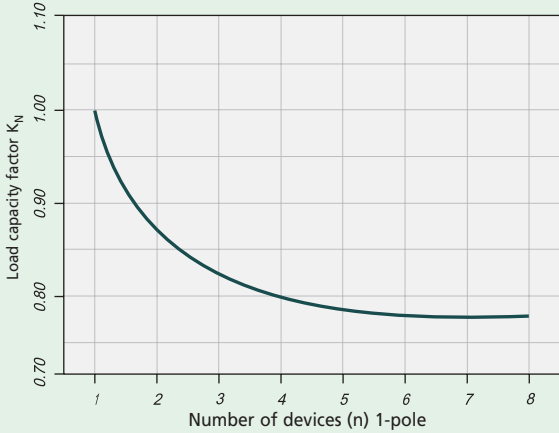
Frame size	45 mm
Device height	90 mm
Device width	27 mm (1.5MU) per pole
Mounting	quick fastening with 2 lock-in positions on DIN rail EN 50022
Degree of protection built-in switch	IP40
Upper and lower terminals	lift terminals
Terminal protection	finger and hand touch safe, VBG 4, ÖVE-EN 6
Terminal capacity	2.5-50 mm ²

Dimensions (mm)

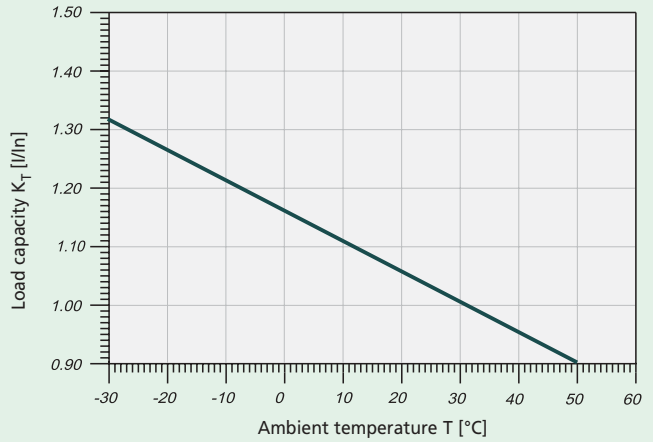


Load Capacity

Load capacity in case of block installation



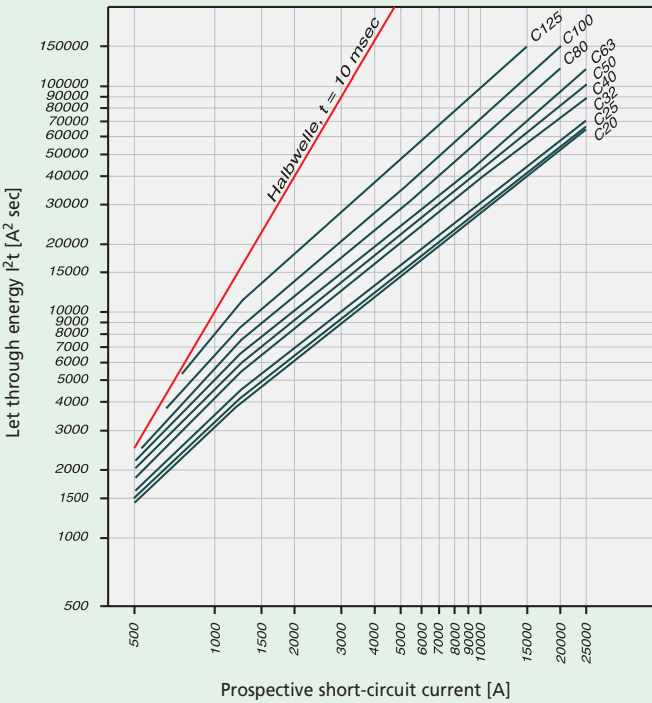
Effect of ambient temperature



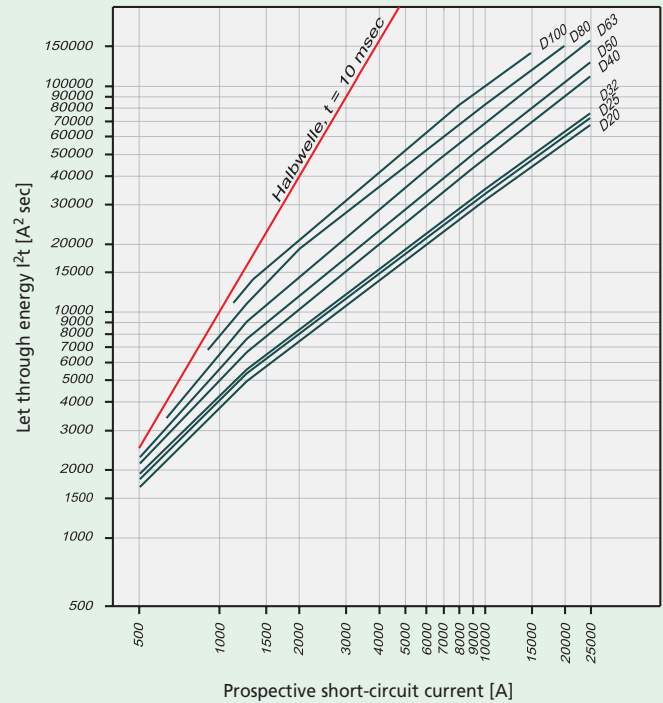
Permitted permanent load at ambient temperature T [°C] with n devices: $I_{DL} = I_n K_T(T) K_N(N)$.

Let-through Energy

Maximum let-through energy PLHT, characteristic C, 1-pole



Maximum let-through energy PLHT, characteristic D, 1-pole



Determined according to EN 60898.

- Short circuit selectivity (in kA) between PLHT and upstream fuse D0 or NH, operating class gL/gG
- 1,4 . . . selectivity up to 1.4 kA; . . . no selectivity

Selectivity towards back-up fuses D01, D02, D03

Rated current I_n PLHT in A	Rated current of the back-up fuse in A						
	25	35	50	63	80	100	
C-Characteristic	20	0,5	1,0	2,0	2,9	3,9	7,6
	25		1,0	1,9	2,8	3,8	7,3
	32		1,0	1,8	2,7	3,6	7,0
	40			1,6	2,2	3,0	5,6
	50				2,1	2,8	5,2
	63					2,7	4,8
	80						4,3
	100						
	125						
D-Characteristic	20	0,5	0,9	1,7	2,5	3,4	6,7
	25		0,9	1,6	2,3	3,2	6,2
	32		0,9	1,5	2,3	3,0	6,0
	40			1,4	2,0	2,6	4,7
	50				1,8	2,3	4,3
	63					2,1	3,7
	80						3,1
	100						
	125						

Selectivity towards back-up fuses NH Gr. 00

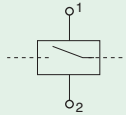
Rated current I_n PLHT in A	Rated current of the back-up fuse in A										
	25	35	40	50	63	80	100	125	160	200	
C-Characteristic	20	0,5	1,0	1,3	1,9	2,7	3,7	6,7	17,0	25,0	25,0
	25		0,9	1,3	1,8	2,6	3,5	6,5	17,0	25,0	25,0
	32		0,9	1,2	1,7	2,4	3,3	6,0	15,0	23,0	25,0
	40				1,4	2,1	2,9	4,8	12,0	18,0	25,0
	50					1,9	2,7	4,5	11,0	17,0	25,0
	63							4,2	10,0	15,0	25,0
	80							3,8	8,5	12,0	25,0
	100								7,0	10,0	25,0
	125									7,5	25,0
D-Characteristic	20	<0,5	0,8	1,1	1,5	2,3	3,1	5,6	16,0	25,0	25,0
	25		0,7	1,0	1,4	2,1	3,0	5,3	14,0	23,0	25,0
	32		0,7	1,0	1,3	2,1	2,9	5,0	13,0	22,0	25,0
	40				1,1	1,8	2,5	4,2	10,0	15,0	25,0
	50					1,6	2,3	3,8	8,5	13,0	22,0
	63						2,1	3,2	7,0	10,5	18,0
	80							2,8	5,5	8,4	15,0
	100								4,8	7,5	12,5
	125										

Accessories for PLHT

Shunt Trip Release Z-LHASA

- Can be mounted subsequently
- Switch position indicator red - green
- Marking labels can be fitted
- Wide operational voltage range
- Sufficient power of extra low voltage source must be ensured
Z-LHASA/24: min. 90 VA

Connection diagram



Technical Data

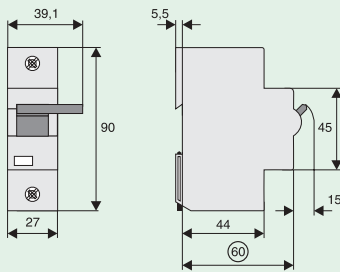
Electrical

Operational voltage range	
Z-LHASA/230:	110-415 V~
Z-LHASA/24:	12-60 V~
Operational frequency	50-60 Hz
Max. current consumption	
Z-LHASA/230:	3.6 A
Z-LHASA/24:	44 A

Mechanical

Frame size	45 mm
Device height	90 mm
Device width	27 mm
Mounting	quick fastening on DIN rail EN 50022
Degree of protection built-in switch	IP40
Upper and lower terminals	lift terminals

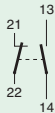
Dimensions (mm)



Auxiliary Switch Z-LHK

- Auxiliary switch according to IEC 947-5-1
- Can be mounted subsequently

Connection diagram



Technical Data

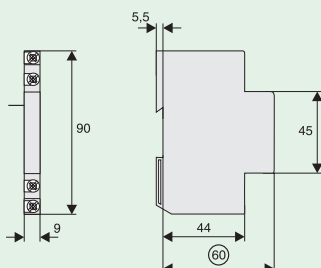
Electrical

Rated operational current	(250 V~) 6A/AC13
Minimum operational voltage	24V each line
Rated thermal current	8 A
Rated insulation voltage	440 V~
Maximum back-up fuse	6 A gL or CLS6-4/.B-HS
Contacts	1NO+1NC
Utilisation category AC13	6A/250VAC 2A/440VAC
Utilisation category DC13	4A/600VDC 2A/110VDC 0.5A/230VDC

Mechanical

Frame size	45 mm
Device height	90 mm
Device width	9 mm
Mounting	mounted onto protective devices
Degree of protection built-in switch	IP40
Upper and lower terminals	lift terminals
Terminal capacity	1 x 1mm ² to 2 x 2.5mm ²

Dimensions (mm)



Notes

A large grid area for taking notes, consisting of many small squares.

