

2701509

<https://www.phoenixcontact.com/nz/products/2701509>

Please be informed that the data shown in this PDF document is generated from our online catalog. Please find the complete data in the user documentation. Our general terms of use for downloads are valid.



Axioline E, Digital I/O device, PROFINET, M12 fast connection technology, Digital inputs: 8, 24 V DC, connection technology: 4-conductor, Digital outputs: 8, 24 V DC, connection technology: 3-conductor, Plastic housing, degree of protection: IP65/IP67

Product description

The Axioline E device is designed for use within a PROFINET network. It is used to acquire and output digital signals.

Your advantages

- Connection to PROFINET network using M12 connectors (D-coded)
- Transmission speed of 100 Mbps
- Connection of digital sensors and actuators using M12connectors (A-coded)
- Diagnostic and status indicators
- Short-circuit and overload protection of the sensor supply
- IP65/IP67 degree of protection

Commercial data

Item number	2701509
Packing unit	1 pc
Minimum order quantity	1 pc
Sales key	DRI7DA
Product key	DRI7DA
Catalog page	Page 175 (C-6-2019)
GTIN	4046356763615
Weight per piece (including packing)	558.7 g
Weight per piece (excluding packing)	545.6 g
Country of origin	DE

# AXL E PN DI8 DO8 M12 6P - Digital module



2701509

<https://www.phoenixcontact.com/nz/products/2701509>

## Technical data

### Dimensions

Dimensional drawing	
Width	60 mm
Height	185 mm
Depth	30.5 mm
Drill hole spacing	198.5 mm
Note on dimensions	The height is 212 mm including fixing clips.

### Notes

Utilization restriction	
EMC note	EMC: class A product, see manufacturer's declaration in the download area

### Material specifications

Housing material	Pocan®
Color	anthracite

### Interfaces

PROFINET	
Number of interfaces	2
Connection method	M12 fast connection technology
Note on the connection method	D-coded
Number of positions	4
Transmission speed	100 Mbps (with auto negotiation)

PROFINET	
Equipment type	PROFINET-Device
System-specific protocols	PROFINET protocols LLDP
	PROFINET protocols MRP client
	PROFINET protocols DCP
	PROFINET protocols DCE/RPC
Protocols supported	SNMP v1
	HTTP
	TFTP
	FTP

# AXL E PN DI8 DO8 M12 6P - Digital module



2701509

<https://www.phoenixcontact.com/nz/products/2701509>

## Input data

### Digital

Input name	Digital inputs
Description of the input	EN 61131-2 types 1 and 3
Number of inputs	8
Connection method	M12 connector, double occupancy
Connection technology	4-conductor
Input voltage range "0" signal	0 V ... 5 V DC
Input voltage range "1" signal	11 V DC ... 30 V DC
Nominal input voltage $U_{IN}$	24 V DC
Nominal input current at $U_{IN}$	typ. 3 mA
Sensor current per channel	typ. 75 mA (from $U_S$ )
Total sensor current	max. 0.6 A (per device)
Input filter time	< 1000 $\mu$ s
Protective circuit	Overload protection, short-circuit protection of sensor supply

## Output data

### Digital

Output name	Digital outputs
Connection method	M12 connector, double occupancy
Connection technology	3-conductor
Number of outputs	8
Protective circuit	Overload protection, short-circuit protection of outputs; yes
Output voltage	24 V DC
Limitation of the voltage induced on circuit interruption	-28 V ... -17 V
Maximum output current per channel	500 mA
Nominal output voltage	24 V DC (from voltage $U_A$ )
Output voltage range	18 V DC ... 31.2 V DC
Output voltage when switched off	max. 1 V
Output current when switched off	max. 20 $\mu$ A
Nominal load, inductive	12 VA (1.2 H, 48 $\Omega$ , with nominal voltage)
Nominal load, ohmic	12 W (48 $\Omega$ , with nominal voltage)
Switching frequency	max. 5500 per second (with at least 50 mA load current) max. 1 per second (with inductive load)
Reverse voltage resistance to short pulses	Reverse voltage proof
Behavior with overload	Auto restart
Signal delay	max. 150 $\mu$ s (when switched on) max. 200 $\mu$ s (when switched off)
Overcurrent shut-down	min. 0.7 A

## Product properties

Type	Stand-Alone
------	-------------

# AXL E PN DI8 DO8 M12 6P - Digital module



2701509

<https://www.phoenixcontact.com/nz/products/2701509>

Product type	I/O component
Product family	Axioline E

## Electrical properties

### Potentials

Voltage supply $U_S$	24 V DC
Power supply at $U_S$	max. 4 A
Current consumption from $U_S$	typ. 8 mA max. 1.2 A

### Supply: Module electronics and sensors

Designation	Supply of module electronics and sensors ( $U_S$ )
Connection method	M12 connector (T-coded)
Number of positions	4
Supply voltage	24 V DC
Supply voltage range	18 V DC ... 31.2 V DC (including all tolerances, including ripple)
Current consumption	typ. 190 mA $\pm$ 15 % (at 24 V DC) max. 12 A

### Supply: Actuators

Designation	Supply of actuators ( $U_A$ )
Connection method	M12 connector (T-coded)
Number of positions	4
Supply voltage	24 V DC
Supply voltage range	18 V DC ... 31.2 V DC (including all tolerances, including ripple)
Current consumption	typ. 30 mA $\pm$ 15 % (at 24 V DC) max. 12 A

### Electrical isolation/isolation of the voltage ranges

Test voltage: 24 V supply (communications power and sensor supply, digital inputs)/bus connection (Ethernet 1)	500 V AC, 50 Hz, 1 min.
Test voltage: 24 V supply (communications power and sensor supply, digital inputs)/bus connection (Ethernet 2)	500 V AC, 50 Hz, 1 min.
Test voltage: 24 V supply (communications power and sensor supply, digital inputs)/FE	500 V AC, 50 Hz, 1 min.
Test voltage: Bus connection (Ethernet 1)/FE	500 V AC, 50 Hz, 1 min.
Test voltage: Bus connection (Ethernet 2)/FE	500 V AC, 50 Hz, 1 min.
Test voltage: Bus connection (Ethernet 1)/bus connection (Ethernet 2)	500 V AC, 50 Hz, 1 min.
Test voltage: 24 V supply (actuator supply, digital outputs)/24 V supply (communications power and sensor supply, digital inputs)	500 V AC, 50 Hz, 1 min.
Test voltage: 24 V supply (actuator supply, digital outputs)/bus connection (Ethernet 1)	500 V AC, 50 Hz, 1 min.
Test voltage: 24 V supply (actuator supply, digital outputs)/bus connection (Ethernet 2)	500 V AC, 50 Hz, 1 min.
Test voltage: 24 V supply (actuator supply, digital outputs)/FE	500 V AC, 50 Hz, 1 min.

# AXL E PN DI8 DO8 M12 6P - Digital module



2701509

<https://www.phoenixcontact.com/nz/products/2701509>

## Connection data

Connection method	M12 connector
-------------------	---------------

## Environmental and real-life conditions

### Ambient conditions

Ambient temperature (operation)	-25 °C ... 60 °C
Degree of protection	IP65/IP67
Air pressure (operation)	70 kPa ... 106 kPa (up to 3000 m above sea level)
Air pressure (storage/transport)	70 kPa ... 106 kPa (up to 3000 m above sea level)
Ambient temperature (storage/transport)	-25 °C ... 85 °C
Permissible humidity (operation)	5 % ... 95 %
Permissible humidity (storage/transport)	5 % ... 95 %

## Standards and regulations

Protection class	III (IEC 61140, EN 61140, VDE 0140-1)
------------------	---------------------------------------

## Mounting

Mounting type	Wall mounting
---------------	---------------

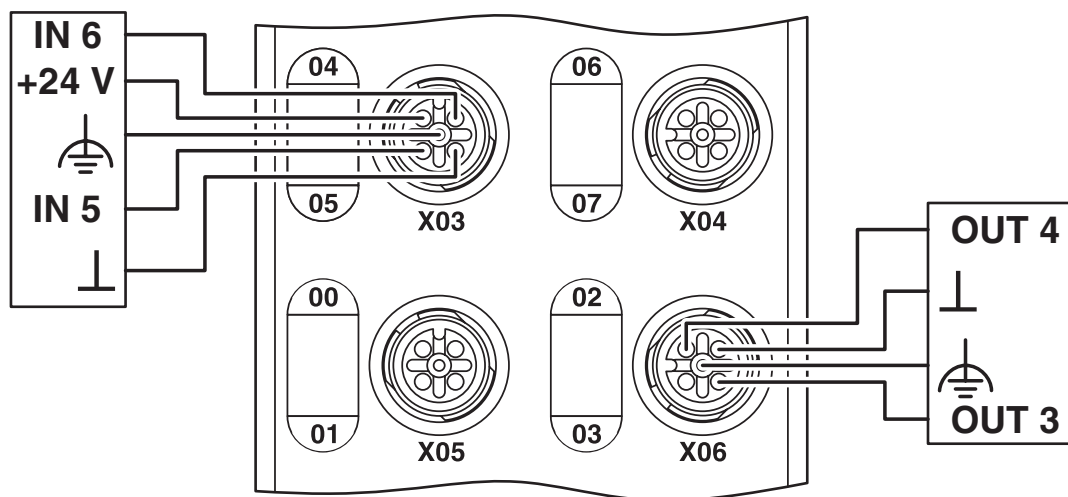
# AXL E PN DI8 DO8 M12 6P - Digital module

2701509

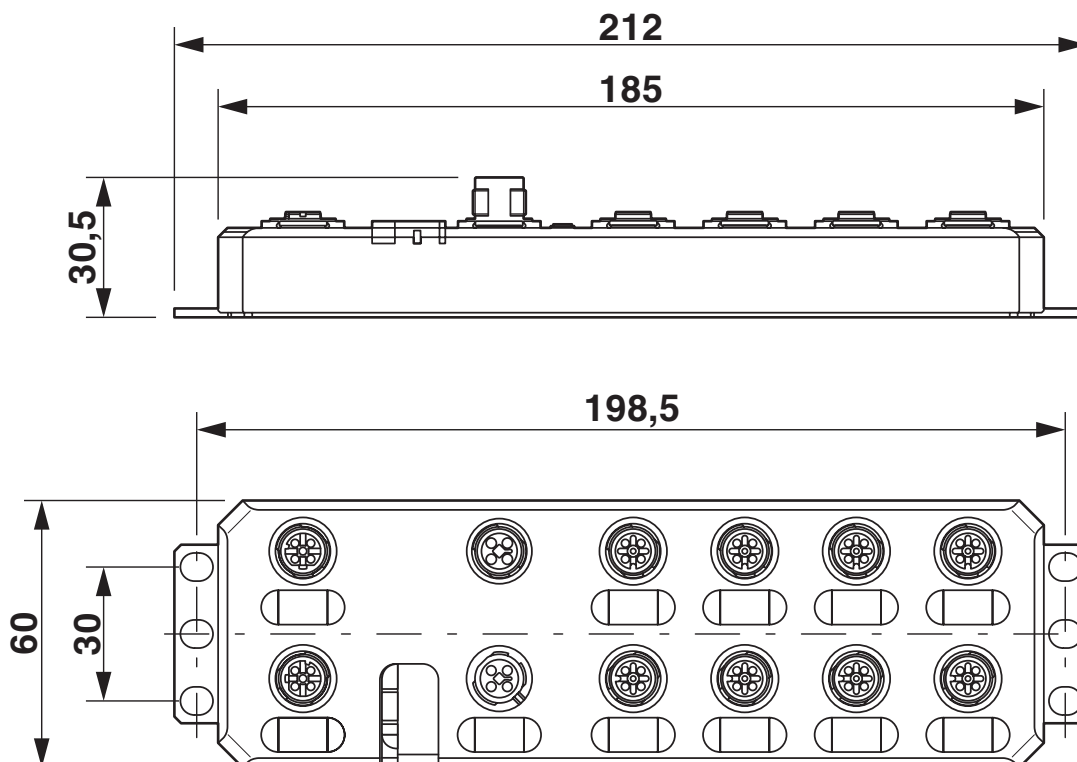
<https://www.phoenixcontact.com/nz/products/2701509>

## Drawings

Connection diagram



Dimensional drawing



# AXL E PN DI8 DO8 M12 6P - Digital module




2701509


<https://www.phoenixcontact.com/nz/products/2701509>

## Approvals

To download certificates, visit the product detail page: <https://www.phoenixcontact.com/nz/products/2701509>




**UL Listed**  
Approval ID: FILE E 140324




**cUL Listed**  
Approval ID: FILE E 140324

**PROFINET**  
Approval ID: Z12260



**cUL Listed**  
Approval ID: FILE E 199827



**UL Listed**  
Approval ID: FILE E 199827

**cULus Listed**

**cULus Listed**

# AXL E PN DI8 DO8 M12 6P - Digital module



2701509

<https://www.phoenixcontact.com/nz/products/2701509>

## Classifications

### ECLASS

ECLASS-11.0	27242604
ECLASS-12.0	27242604
ECLASS-13.0	27242604

### ETIM

ETIM 9.0	EC001599
----------	----------

### UNSPSC

UNSPSC 21.0	32151600
-------------	----------

# AXL E PN DI8 DO8 M12 6P - Digital module



2701509

<https://www.phoenixcontact.com/nz/products/2701509>

## Environmental product compliance

REACH SVHC	Lead 7439-92-1
China RoHS	Environmentally Friendly Use Period = 25;
	For information on hazardous substances, refer to the manufacturer's declaration available under "Downloads"

Phoenix Contact 2024 © - all rights reserved  
<https://www.phoenixcontact.com>

PHOENIX CONTACT Ltd  
Unit 15C, 906-930 Great South Road, Penrose  
Auckland 1061  
0508 474 636  
[sales@phoenixcontact.co.nz](mailto:sales@phoenixcontact.co.nz)