

TC EXTENDER 6004 ETH-2S - Ethernet extenders



2702255

<https://www.phoenixcontact.com/cn/products/2702255>

Please be informed that the data shown in this PDF document is generated from our online catalog. Please find the complete data in the user documentation. Our general terms of use for downloads are valid.



Managed Ethernet extender, point-to-point, line and ring structures, data rates up to 30 Mbps, distances of up to 20 km on in-house copper cables, replaceable surge protection, 2 SHDSL ports, 4-port switch, diagnostics via display and Ethernet

Your advantages

- Distances up to 20 km
- Up to 15.3 Mbps in 2-wire operation
- Up to 30 Mbps in 4-wire operation
- Robust modulation method (SHDSL)
- Automatic topology and data rate detection
- Transparent transmission of all standard Ethernet protocols, including EtherNet/IP™, Modbus/TCP, PROFINET, PROFIsafe, EtherCAT[®], KNX, BACnet/IP
- Network transparent (no IP configuration required)
- Automatic detection of network cable type (auto MDI(X))
- Easy startup, plug and play
- 2 digital outputs for alerting external controllers
- Remote diagnostics via IP and automatic event messages via SNMP
- Use in point-to-point, line, and ring topologies with managed and unmanaged Ethernet extenders
- Integrated surge protection of the SHDSL interface
- Virtually separate critical IP networks with VLAN
- Increase availability through RSTP redundancy

Commercial data

Item number	2702255
Packing unit	1 pc
Minimum order quantity	1 pc
Sales key	DNC442
Product key	DNC442
Catalog page	Page 349 (C-6-2019)
GTIN	4055626055541
Weight per piece (including packing)	800 g
Weight per piece (excluding packing)	766 g
Customs tariff number	8517623200
Country of origin	DE

Technical data

Notes

Utilization restriction

CCCex note	Use in potentially explosive areas is not permitted in China.
------------	---

Product properties

Product type	Ethernet extenders
MTTF	506 Years (SN 29500 standard, temperature 25°C, operating cycle 21%)
	260 Years (SN 29500 standard, temperature 40°C, operating cycle 34.25%)
	110 Years (SN 29500 standard, temperature 40°C, operating cycle 100%)

System properties

Functionality

Basic functions	Ethernet extenders in accordance with ITU-T G.991.2
-----------------	---

Electrical properties

Electrical isolation	VCC // Ethernet // DSL (A) // DSL (B) // FE
Maximum power dissipation for nominal condition	4.8 W
Mains type	Permanent line
Test voltage data interface/power supply	500 V AC (In accordance with EN/IEC 60079-7, observe the limitations in the specific conditions of use.)
	1.5 kV AC (50 Hz, 1 min.)

Supply

Supply voltage range	10 V DC ... 60 V DC
Nominal supply voltage	24 V DC \pm 5 %
Typical current consumption	200 mA (24 V DC)
	90 mA (60 V DC)
	450 mA (10 V DC)

Function

Status and diagnostic indicators	Display for warning, status and device information
----------------------------------	--

Output data

Signal

Output name	Digital output
Number of outputs	2
Voltage output signal	10 V DC ... 60 V DC (24 V DC, depending on the operating voltage)
Current output signal	\leq 500 mA (Short-circuit-proof)

2702255

<https://www.phoenixcontact.com/cn/products/2702255>

Connection data

Supply

Connection method	Push-in spring connection
-------------------	---------------------------

Interfaces

Signal	Ethernet
Web server	yes
Basic functions	Ethernet extenders in accordance with ITU-T G.991.2

Data: Ethernet interface, 10/100Base-T(X) in accordance with IEEE 802.3

Serial transmission speed	10/100 Mbps, auto negotiation
Connection method	RJ45 jack, shielded 4 ports 10/100BaseT(X), auto negotiation and autocrossing
No. of channels	4
Transmission length	< 100 m (shielded twisted pair)
Protocols supported	IPv4, IPv6, TCP/IP, HTTP, HTTPS
Auxiliary protocols	ARP, DHCP (Client), PING, SNMP

Data: SHDSL interface according to ITU-T G.991.2.bis

Serial transmission speed	4-wire operation: 64 kbps ... 30 Mbps 2-wire operation: 32 kbps ... 15.3 Mbps
Connection method	Push-in spring connection
No. of channels	2 (2-wire operation)
Transmission length	< 20 km (Depending on data rate and cable cross section)
Single conductor/terminal point, rigid	0.2 mm ² ... 1.5 mm ²
Single-wire/terminal point, flexible	0.2 mm ² ... 2.5 mm ²
Single-wire/terminal point, rigid AWG max.	16
Single-wire/terminal point, rigid AWG min.	24

Dimensions

Width	60 mm
Height	130 mm
Depth	160 mm

Material specifications

Material Housing	Aluminum / steel sheet DC01
------------------	-----------------------------

Environmental and real-life conditions

Ambient conditions

Degree of protection	IP20
Ambient temperature (operation)	-25 °C ... 60 °C -25 °C ... 0 °C (Display inactivity can occur, image changes may take several seconds) 55 °C ... 60 °C (Display contrast can deteriorate)

2702255

<https://www.phoenixcontact.com/cn/products/2702255>

Ambient temperature (storage/transport)	-40 °C ... 85 °C
Altitude	≤ 2500 m (For restrictions, see the manufacturer's declaration for altitude operation)
Max. permissible relative humidity (operation)	< 60 % (At an ambient operating temperature >70 °C)
Permissible humidity (operation)	10 % ... 95 % (non-condensing)
Permissible humidity (storage/transport)	10 % ... 95 % (non-condensing)

Approvals

CE

Certificate	CE-compliant
-------------	--------------

ATEX

Identification	Ⓜ II 3 G Ex ec IIC T4 Gc
Certificate	PxCIF16ATEX2702253X
Note	Please follow the special installation instructions in the documentation!

UKEX

Identification	Ⓜ II 3 G Ex ec IIC T4 Gc
Certificate	PxCIMA22UKEX2702253X

UL, USA/Canada

Identification	508 Listed
----------------	------------

Corrosive gas test

Identification	ISA-S71.04-1985 G3 Harsh Group A
----------------	----------------------------------

EMC data

Electromagnetic compatibility	Conformance with EMC Directive 2014/30/EU
-------------------------------	---

Electrostatic discharge

Standards/regulations	EN 61000-4-2
-----------------------	--------------

Electrostatic discharge

Contact discharge	± 6 kV
Discharge in air	± 8 kV
Indirect discharge	± 6 kV
Comments	Criterion B

Electromagnetic HF field

Standards/regulations	EN 61000-4-3
-----------------------	--------------

Electromagnetic HF field

Frequency range	80 MHz ... 3 GHz
Field intensity	10 V/m
Comments	Criterion A

Fast transients (burst)

TC EXTENDER 6004 ETH-2S - Ethernet extenders



2702255

<https://www.phoenixcontact.com/cn/products/2702255>

Standards/regulations	EN 61000-4-4
-----------------------	--------------

Fast transients (burst)

Input	± 2 kV
Signal	± 2 kV
Comments	Criterion B

Surge current load (surge)

Standards/regulations	EN 61000-4-5
-----------------------	--------------

Surge current load (surge)

Input	± 0.5 kV (Symmetrical, unshielded supply line)
	± 1 kV (Asymmetrical, unshielded supply line)
Output	± 1 kV (asymmetrical, unshielded)
Signal	± 1 kV (asymmetrical, shielded Ethernet cable)
	± 4 kV (asymmetrical: line to ground, unshielded SHDSL cable)
	± 2 kV (symmetrical: line to line, unshielded SHDSL cable)
Comments	Criterion B

Conducted interference

Standards/regulations	EN 61000-4-6
-----------------------	--------------

Conducted interference

Frequency range	0.15 MHz ... 80 MHz
Comments	Criterion A
Voltage	10 V

Emitted interference

Standards/regulations	EN 55011
Comments	Class A, industrial applications

Criteria

Criterion A	Normal operating behavior within the specified limits.
Criterion B	Temporary impairment to operational behavior that is corrected by the device itself.

Standards and regulations

Standards/regulations	EN 50121-4
-----------------------	------------

Mounting

Mounting type	DIN rail: 35 mm
Assembly instructions	The product can be snapped onto all 35 mm DIN rails in accordance with EN 60715.

TC EXTENDER 6004 ETH-2S - Ethernet extenders

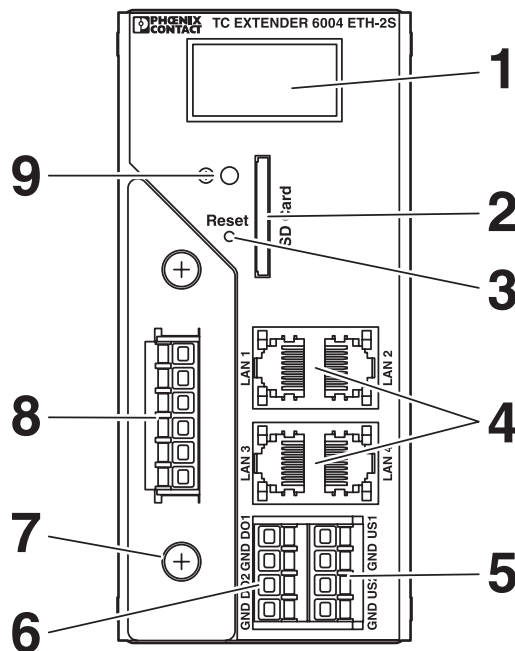


2702255

<https://www.phoenixcontact.com/cn/products/2702255>

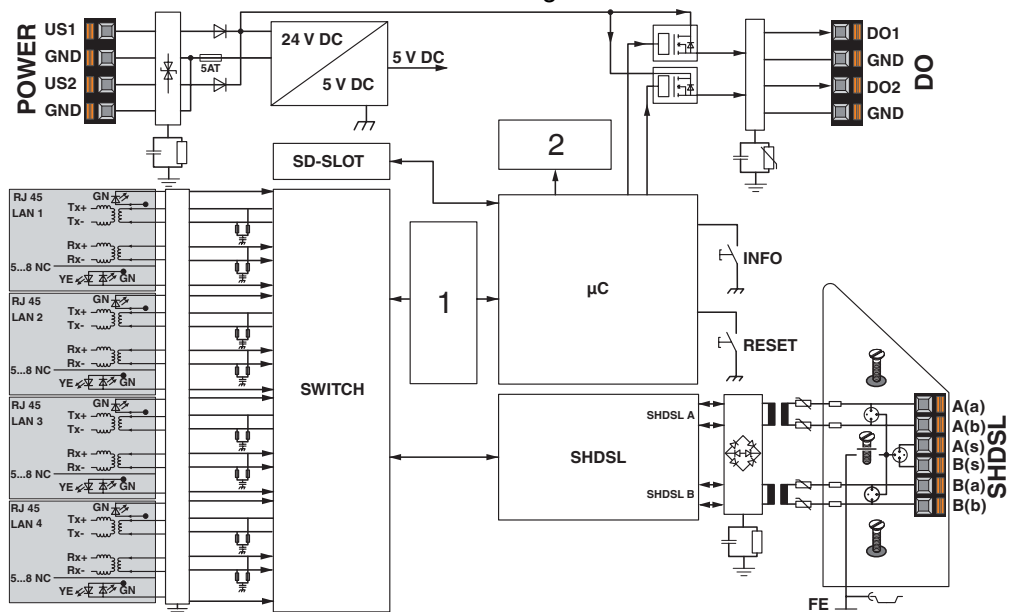
Drawings

Schematic diagram



Front view

Circuit diagram

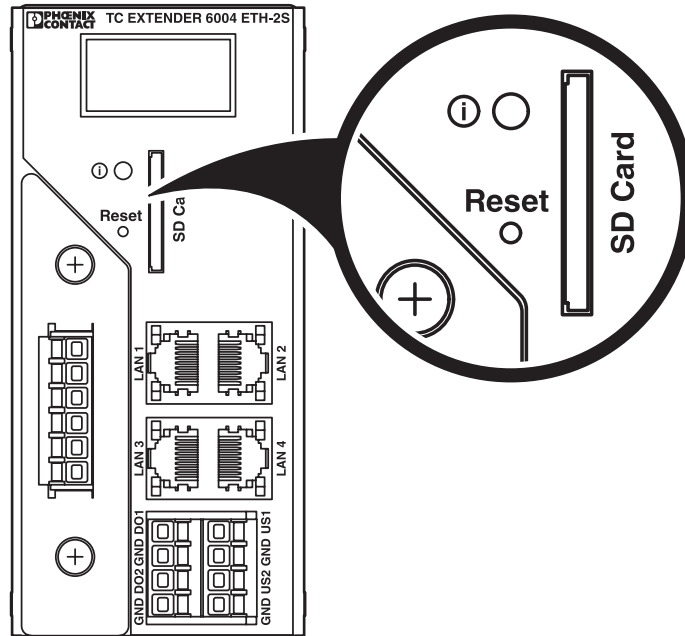


TC EXTENDER 6004 ETH-2S - Ethernet extenders

2702255

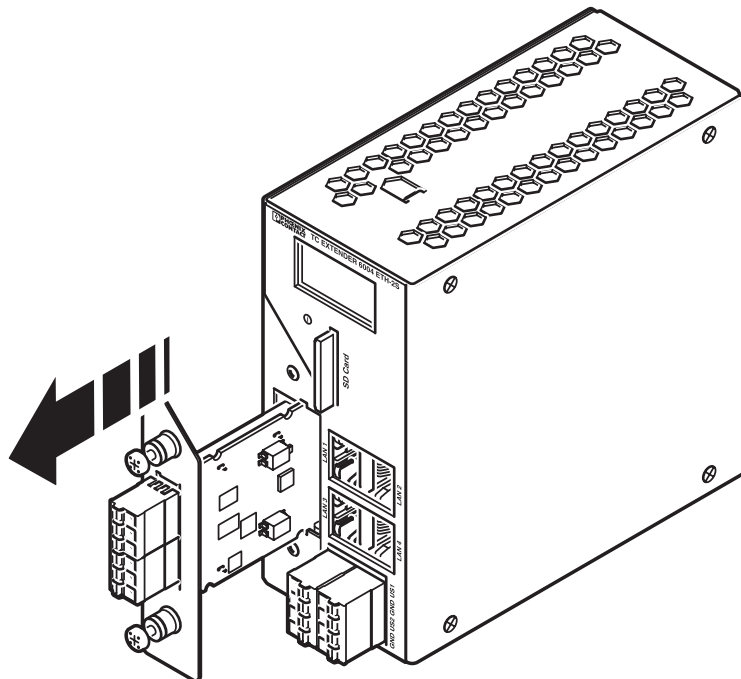
<https://www.phoenixcontact.com/cn/products/2702255>

Schematic diagram



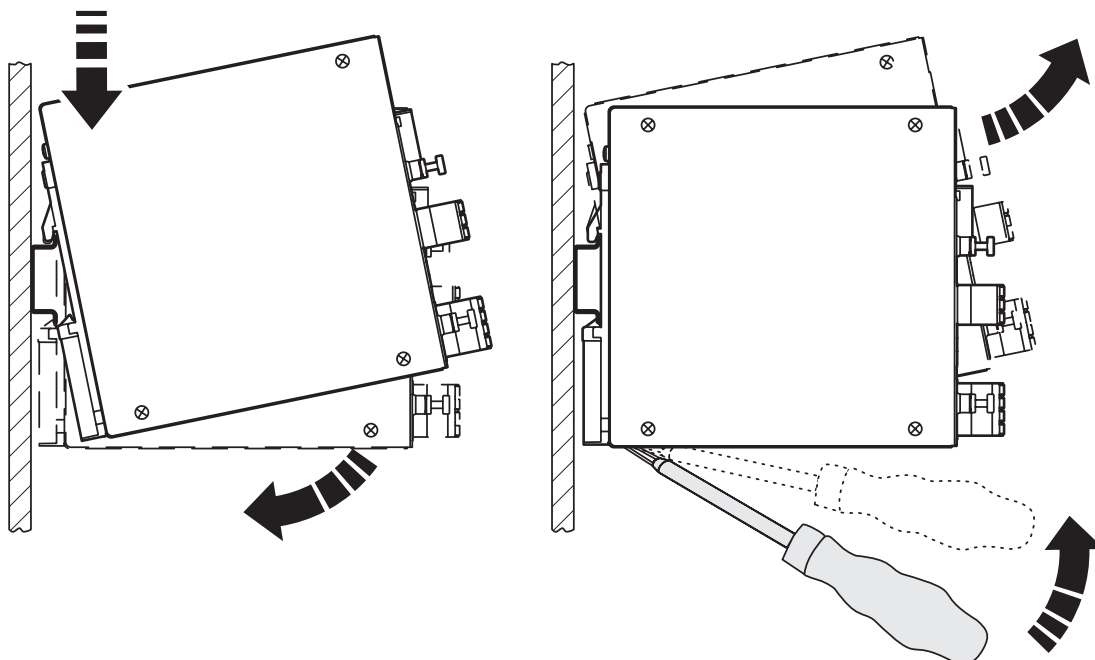
Reset button

Schematic diagram



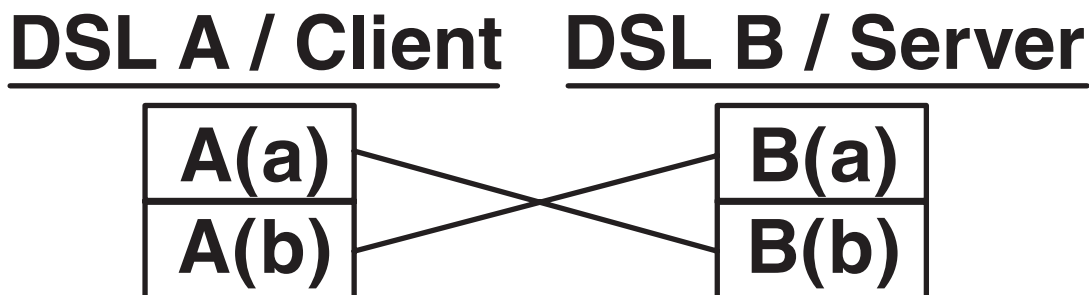
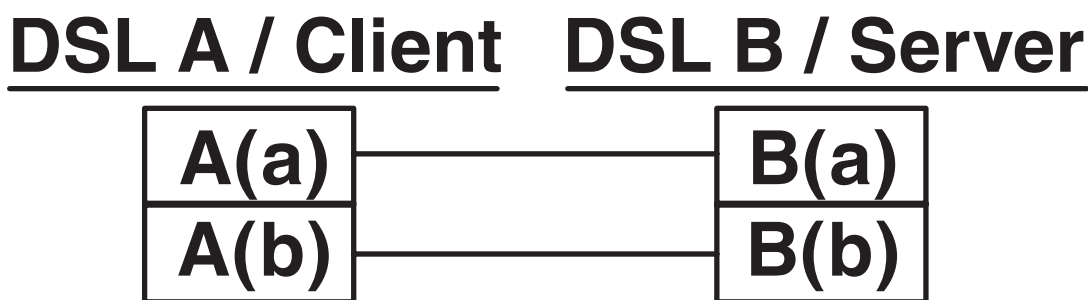
Replacement of protection module

Schematic diagram



Mounting and removing

Connection diagram



DSL connection

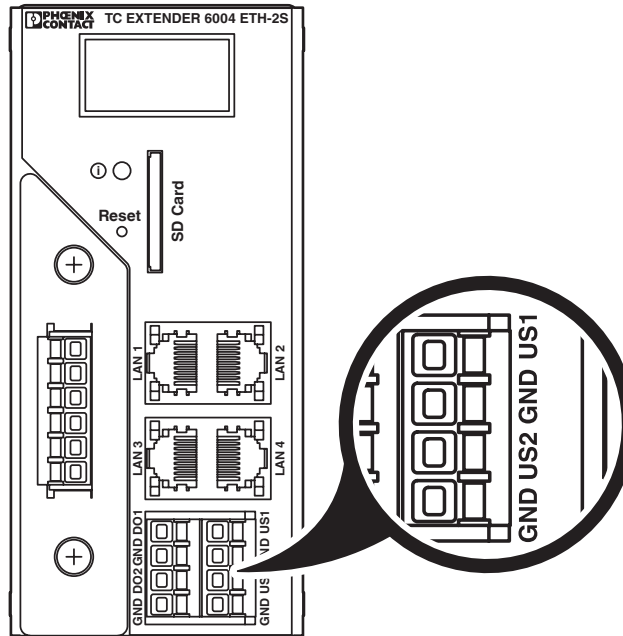
TC EXTENDER 6004 ETH-2S - Ethernet extenders



2702255

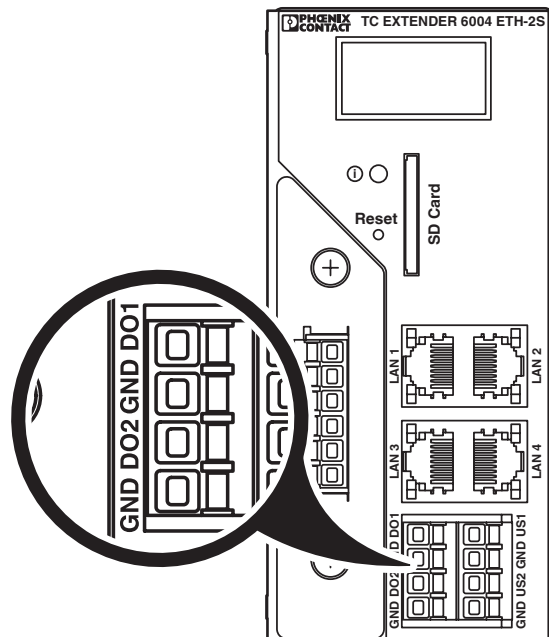
<https://www.phoenixcontact.com/cn/products/2702255>

Schematic diagram



Power supply

Schematic diagram



Digital switching outputs

TC EXTENDER 6004 ETH-2S - Ethernet extenders



2702255

<https://www.phoenixcontact.com/cn/products/2702255>

Approvals

To download certificates, visit the product detail page: <https://www.phoenixcontact.com/cn/products/2702255>



UL Listed

Approval ID: FILE E 238705



cUL Listed

Approval ID: FILE E 238705

cULus Listed

TC EXTENDER 6004 ETH-2S - Ethernet extenders



2702255

<https://www.phoenixcontact.com/cn/products/2702255>

Classifications

ECLASS

ECLASS-11.0	19170407
ECLASS-12.0	19170407
ECLASS-13.0	19170407

ETIM

ETIM 9.0	EC000309
----------	----------

UNSPSC

UNSPSC 21.0	43223100
-------------	----------

TC EXTENDER 6004 ETH-2S - Ethernet extenders



2702255

<https://www.phoenixcontact.com/cn/products/2702255>

Environmental product compliance

REACH SVHC	Lead 7439-92-1
	Dechlorane Plus
China RoHS	Environmentally Friendly Use Period = 50 years
	For information on hazardous substances, refer to the manufacturer's declaration available under "Downloads"

Phoenix Contact 2024 © - all rights reserved
<https://www.phoenixcontact.com>

菲尼克斯（中国）投资有限公司总部
南京市江宁经济开发区菲尼克斯路36号
（江宁236信箱）邮编：211100
025-52121888
phoenix@phoenixcontact.com.cn