

2713706

<https://www.phoenixcontact.com/us/products/2713706>

Please be informed that the data shown in this PDF document is generated from our online catalog. Please find the complete data in the user documentation. Our general terms of use for downloads are valid.



DIN rail housing, Complete housing with metal foot catch, tall design, with vents, width: 45.2 mm, height: 99 mm, depth: 113.65 mm, color: light grey (similar RAL 7035), cross connection: DIN rail connector (optional), number of positions cross connector: 5

Your advantages

- Easy installation
- Available in overall widths from 6.2 mm ... 90 mm, modular extension possible
- Variety of connection technology
- Can be mounted on the DIN rail
- With DIN-rail-mountable bus connector and power connector system as an option
- Transparent front cover can be swiveled

Commercial data

Item number	2713706
Packing unit	10 pc
Minimum order quantity	10 pc
Sales key	AC08
Product key	ACHABA
Catalog page	Page 688 (C-1-2013)
GTIN	4017918917463
Weight per piece (including packing)	84.74 g
Weight per piece (excluding packing)	80.33 g
Customs tariff number	85389099
Country of origin	DE

ME MAX 45 2-2 KMGY - Electronics housing



2713706
<https://www.phoenixcontact.com/us/products/2713706>

Technical data

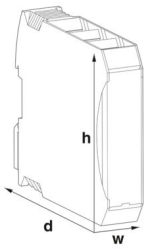
Notes

General	Refer to the data sheet for the range in the download area.
General	Material of contact pads for bus connector, galvanic gold (hard gold)

Product properties

Type	Lower housing parts with vents, housing cover necessary to complete the module
Product type	Complete housing
Housing series	ME-MAX
Product family	ME MAX.. 2-2
Number of positions	24
	40
Max. number of positions	40 (pitch: 3.5 mm)
	32 (pitch: 5 mm)
	24 (pitch: 7.25 mm/7.5 mm)
Number of rows	2
Type	Complete housing with metal foot catch, tall design
Housing type	DIN rail housing
Ventilation openings present	yes

Dimensions

Dimensional drawing	
Width	45.2 mm
Height	99 mm
Depth	113.65 mm
Depth from top edge of DIN rail	107 mm

PCB design

PCB thickness	1.4 mm ... 1.8 mm
---------------	-------------------

Material specifications

Color (Housing)	light grey (RAL 7035)
Flammability rating according to UL 94	V0
CTI according to IEC 60112	600

2713706

<https://www.phoenixcontact.com/us/products/2713706>

Surface characteristics	untreated
Housing material	Polyamide

Environmental and real-life conditions

Power dissipation single housing for 20 °C

Ambient temperature	20 °C
Reduction factor	1
Mounting position	vertical
Power dissipation	8.2 W

Power dissipation single housing for 30 °C

Ambient temperature	30 °C
Reduction factor	0.91
Mounting position	vertical
Power dissipation	7.45 W

Power dissipation single housing for 40 °C

Ambient temperature	40 °C
Reduction factor	0.81
Mounting position	vertical
Power dissipation	6.65 W

Power dissipation single housing for 50 °C

Ambient temperature	50 °C
Reduction factor	0.7
Mounting position	vertical
Power dissipation	5.75 W

Power dissipation single housing for 60 °C

Ambient temperature	60 °C
Reduction factor	0.57
Mounting position	vertical
Power dissipation	4.65 W

Power dissipation single housing for 70 °C

Ambient temperature	70 °C
Reduction factor	0.49
Mounting position	vertical
Power dissipation	4 W

Vibration test

Specification	IEC 60068-2-6:2007-12
Frequency	10 - 150 - 10 Hz
Sweep speed	1 octave/min
Amplitude	0.15 mm (10 Hz ... 58.1 Hz)
Acceleration	2g (58.1 Hz ... 150 Hz)

2713706

<https://www.phoenixcontact.com/us/products/2713706>

Test duration per axis	2.5 h
Test directions	X-, Y- and Z-axis

Glow-wire test

Specification	IEC 60695-2-11:2014-02
Temperature	850 °C
Time of exposure	30 s

Mechanical strength / tumbling barrel

Specification	IEC 60998-1:2002-12
Height of fall	50 cm
Frequency	10

Shocks

Specification	IEC 60068-2-27:2008-02
Pulse shape	Half-sine
Acceleration	15g
Shock duration	11 ms
Number of shocks per direction	3
Test directions	X-, Y- and Z-axis (pos. and neg.)

Degree of protection (IP code)

Specification	IEC 60529:1989-11 + AMD 1:1999-11 + AMD 2:2013-08
---------------	---

Ambient conditions

Max. IP code to attain	IP20
Ambient temperature (operation)	-40 °C ... 105 °C (depending on power dissipation)
Ambient temperature (storage/transport)	-40 °C ... 55 °C
Ambient temperature (assembly)	-5 °C ... 100 °C
Relative humidity (storage/transport)	80 %

PCB data

Number of PCB holders	2
Type of PCB mount	Latching
Thickness of the PCB	1.4 mm ... 1.8 mm

Mounting

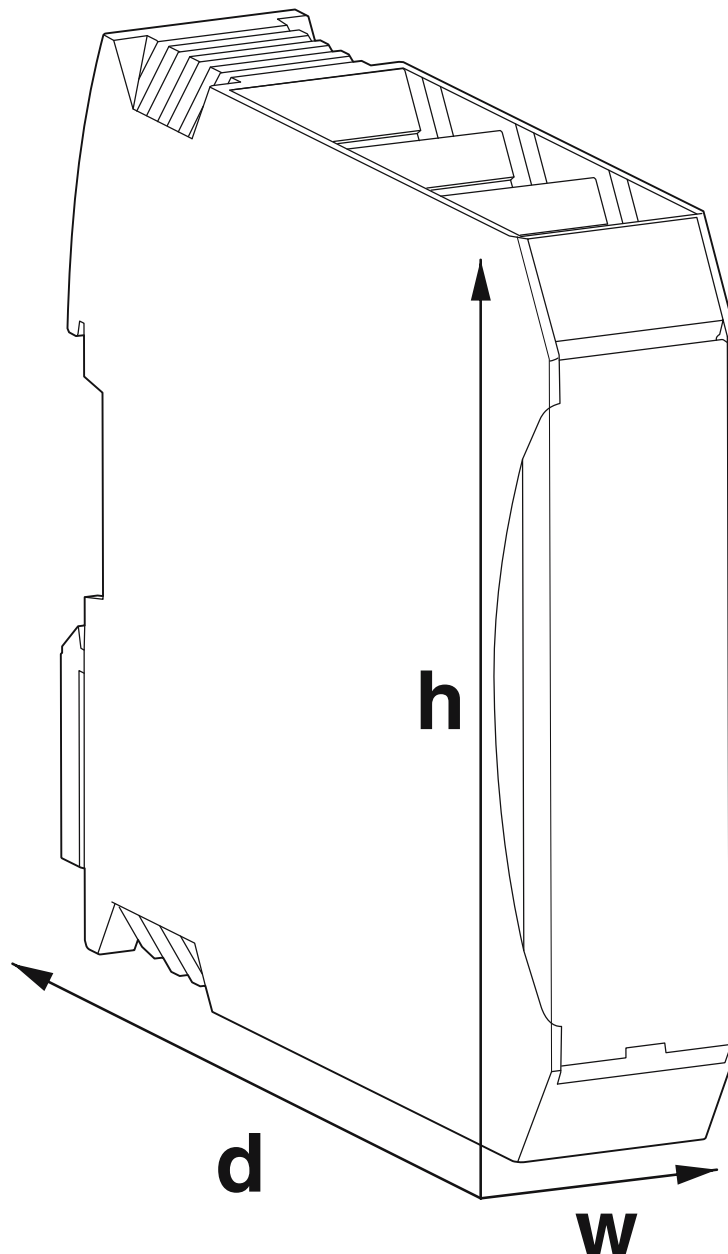
Mounting type	DIN rail mounting
Mounting position	Vertical (horizontal DIN rail)

Packaging specifications

Type of packaging	packed in cardboard
Outer packaging type	Carton

Drawings

Dimensional drawing



Schematic figure for illustrating the item dimensions. The figure is not of the desired product. For further details, refer to the product drawings in the "Downloads" tab.


ME MAX 45 2-2 KMGY - Electronics housing



2713706

<https://www.phoenixcontact.com/us/products/2713706>

Approvals

 To download certificates, visit the product detail page: <https://www.phoenixcontact.com/us/products/2713706>



UL Recognized

Approval ID: FILE E 240868

ME MAX 45 2-2 KMGY - Electronics housing



2713706

<https://www.phoenixcontact.com/us/products/2713706>

Classifications

ECLASS

ECLASS-11.0	27182702
ECLASS-13.0	27190101

ETIM

ETIM 9.0	EC001031
----------	----------

UNSPSC

UNSPSC 21.0	31261500
-------------	----------

Environmental product compliance

China RoHS	Environmentally friendly use period: unlimited = EFUP-e
	No hazardous substances above threshold values

Phoenix Contact 2024 © - all rights reserved
<https://www.phoenixcontact.com>

Phoenix Contact USA
586 Fulling Mill Road
Middletown, PA 17057, United States
(+717) 944-1300
info@phoenixcon.com