


CBB 04 2X2RC-PT - Potential distributors



2905238

<https://www.phoenixcontact.com/us/products/2905238>

Please be informed that the data shown in this PDF document is generated from our online catalog. Please find the complete data in the user documentation. Our general terms of use for downloads are valid.



Device circuit breaker boards for four thermomagnetic (CB TM1...) or electronic (CB E1... NO) circuit breakers with group remote signaling, central supply, connection for relay contacts, and potential distribution for up to four loads per channel.

Your advantages

- Reduced installation work with a combination of slots for protective modules and potential distributors
- Space savings of up to 35% thanks to compact design
- The system operating state is always available at a glance with integrated group remote signaling
- Up to 4 loads can be protected simultaneously with the additional terminal points

Commercial data

Item number	2905238
Packing unit	1 pc
Minimum order quantity	1 pc
Sales key	CL04
Product key	CLA211
Catalog page	Page 259 (C-6-2015)
GTIN	4046356935388
Weight per piece (including packing)	330.1 g
Weight per piece (excluding packing)	264.81 g
Customs tariff number	85363090
Country of origin	DE

Technical data

Product properties

Type	DIN rail module, two-section, divisible
Product type	Device circuit breaker board
Number of positions	1
No. of channels	4

Insulation characteristics

Protection class	III
Overvoltage category	II
Degree of pollution	2

Electrical properties

No. of channels	4
Maximum load current	48 A (Complete main circuit)
Maximum current with single arrangement	12 A (per channel)

General

Rated surge voltage	0.5 kV
Short circuit stability	600 A (conditional according to DIN EN 50178)
Power dissipation	4.1 W (without circuit breaker)
Insertion/withdrawal cycles	50

Main circuit

Rated voltage	24 V DC
Rated current I_N	48 A DC (total) 12 A DC (per channel)

Remote indication circuit

Rated voltage	24 V DC
Rated current I_N	0.5 A DC

Connection data

Maximum load current	48 A (Complete main circuit)
----------------------	------------------------------

Supply X21

Connection method	Push-in connection
Stripping length	18 mm
Conductor cross section rigid	0.75 mm ² ... 16 mm ²
Conductor cross section AWG	20 ... 4
Conductor cross section, flexible, with ferrule, with plastic sleeve	0.75 mm ² ... 10 mm ²
Conductor cross section flexible, with ferrule without plastic sleeve	0.75 mm ² ... 16 mm ²

Outputs X1 ... X4

CBB 04 2X2RC-PT - Potential distributors

2905238

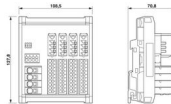
<https://www.phoenixcontact.com/us/products/2905238>

Connection method	Push-in connection
Stripping length	10 mm
Conductor cross section rigid	0.2 mm ² ... 4 mm ²
Conductor cross section AWG	24 ... 12
Conductor cross section, flexible, with ferrule, with plastic sleeve	0.25 mm ² ... 1.5 mm ²
Conductor cross section flexible, with ferrule without plastic sleeve	0.25 mm ² ... 2.5 mm ²

Remote signaling X31

Connection method	Push-in connection
Stripping length	10 mm
Conductor cross section rigid	0.2 mm ² ... 4 mm ²
Conductor cross section AWG	24 ... 12
Conductor cross section, flexible, with ferrule, with plastic sleeve	0.25 mm ² ... 1.5 mm ²
Conductor cross section flexible, with ferrule without plastic sleeve	0.25 mm ² ... 2.5 mm ²

Dimensions

Dimensional drawing	
Width	108.5 mm
Height	127.8 mm
Depth	70.8 mm

Material specifications

Material	PA 6
	FR4-21
Flammability rating according to UL 94	V0
Housing material	PA 6

Mechanical properties

Mechanical data

Open side panel	No
-----------------	----

Environmental and real-life conditions

Ambient conditions

Degree of protection	IP20 (Terminal blocks and fuse holders)
	IP00 (PCB)
Ambient conditions	A, B
Ambient temperature (operation)	-30 °C ... 60 °C
Ambient temperature (storage/transport)	-30 °C ... 80 °C
Humidity test	96 h, 93 % RH, 40 °C

CBB 04 2X2RC-PT - Potential distributors



2905238

<https://www.phoenixcontact.com/us/products/2905238>

Standards and regulations

Standards/specifications	DIN EN 50178
Note	1997
Standards/specifications	DIN EN 61000-6-2:2005
Standards/specifications	DIN EN 61000-6-3:2007+A1:2011
Standards/specifications	DIN EN 60068-2-6

Mounting

Mounting type	DIN rail: 35 mm
Mounting position	horizontal

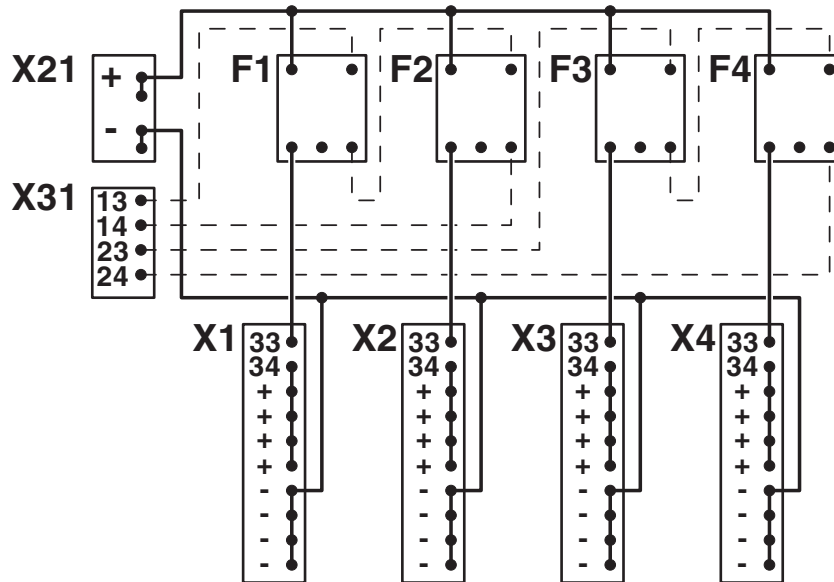
CBB 04 2X2RC-PT - Potential distributors

2905238

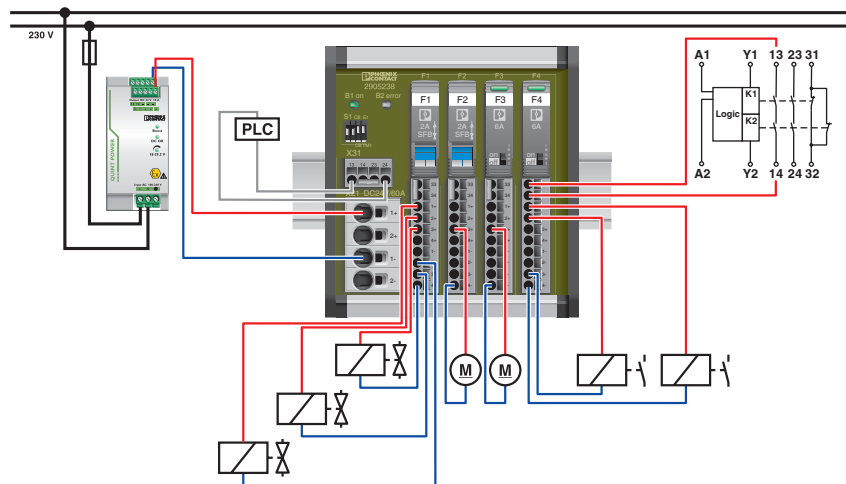
<https://www.phoenixcontact.com/us/products/2905238>

Drawings

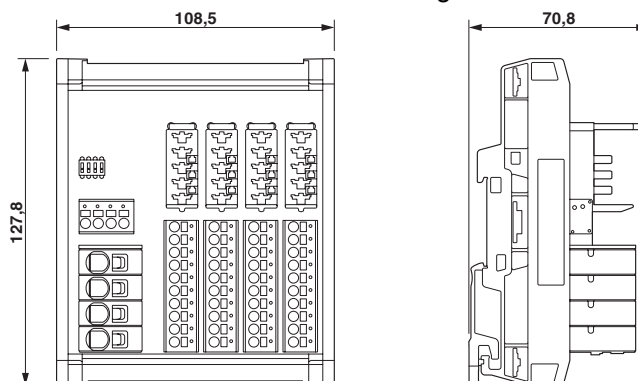
Circuit diagram



Application drawing



Dimensional drawing



CBB 04 2X2RC-PT - Potential distributors



2905238

<https://www.phoenixcontact.com/us/products/2905238>

Approvals

To download certificates, visit the product detail page: <https://www.phoenixcontact.com/us/products/2905238>



EAC

Approval ID: RU C-DE.*09.B.00169

CBB 04 2X2RC-PT - Potential distributors



2905238

<https://www.phoenixcontact.com/us/products/2905238>

Classifications

ECLASS

ECLASS-11.0	27141116
ECLASS-12.0	27141116
ECLASS-13.0	27250113

ETIM

ETIM 9.0	EC000899
----------	----------

UNSPSC

UNSPSC 21.0	39121400
-------------	----------

CBB 04 2X2RC-PT - Potential distributors



2905238

<https://www.phoenixcontact.com/us/products/2905238>

Environmental product compliance

REACH SVHC	Lead 7439-92-1
China RoHS	Environmentally Friendly Use Period = 50 years
	For information on hazardous substances, refer to the manufacturer's declaration available under "Downloads"

Phoenix Contact 2024 © - all rights reserved
<https://www.phoenixcontact.com>

Phoenix Contact USA
586 Fulling Mill Road
Middletown, PA 17057, United States
(+717) 944-1300
info@phoenixcon.com