

# CABLE-D- 9SUB/F/OE/0,25/S/3,0M - Cable



2926056

<https://www.phoenixcontact.com/pc/products/2926056>

Please be informed that the data shown in this PDF document is generated from our online catalog. Please find the complete data in the user documentation. Our general terms of use for downloads are valid.



Assembled shielded round cable; connection 1: Single wires (9-position) (The wires are marked and fitted with ferrules. The braided shield is routed to a separate cable end.); connection 2: D-SUB socket strip (1x 9-position); cable length: 3 m

## Your advantages

- Individual wire marking: 1, 2, 3, 4, etc.
- Individual wires fitted with ferrules
- Connector in accordance with IEC 60807-2/DIN 41652
- Shield connection: H05V-K 1 mm<sup>2</sup> cable, black, length: 0.5 m
- 1:1 connection
- Open end at one end
- D-SUB socket or pin strip at one end
- Screw connection: 2 UNC 4-40 screws

## Commercial data

Item number	2926056
Packing unit	1 pc
Minimum order quantity	1 pc
Product key	CK2254
Catalog page	Page 576 (C-5-2019)
GTIN	4046356546768
Weight per piece (including packing)	242.4 g
Weight per piece (excluding packing)	227.6 g
Customs tariff number	85444290
Country of origin	DE

# CABLE-D- 9SUB/F/OE/0,25/S/3,0M - Cable



2926056

<https://www.phoenixcontact.com/pc/products/2926056>

## Technical data

### Product properties

Product type	System cable
Data management status	
Article revision	02

### Environmental and real-life conditions

#### Ambient conditions

Degree of protection	IP20
Degree of protection (Installation location)	≥ IP54 (Installation location)
Ambient temperature (operation)	-40 °C ... 70 °C (fixed installation) -10 °C ... 70 °C (flexible installation)
Ambient temperature (storage/transport)	-40 °C ... 80 °C
Altitude	≤ 2000 m

### Electrical properties

Operating voltage (AC)	≤ 30 V AC
Operating voltage (DC)	≤ 60 V DC
Nominal operating mode	100% operating factor
Current (Per path)	≤ 2 A (Uncoiled, see derating)

### Cable/line

Cable length	3 m
--------------	-----

#### 9X0.25 [PVC]

UL AWM Style	2464/1061
Number of positions	9
Shielded	yes
Cable type	9X0.25 [PVC]
Conductor type	Assembled shielded round cable
Conductor structure signal line	14x 0.15 mm
AWG signal line	24
Conductor cross section	9x 0.25 mm²
Wire diameter incl. insulation	1.2 mm ±0.05 mm
External cable diameter	6.70 mm ±0.5 mm
Outer sheath, material	Semi-rigid PVC
External sheath, color	gray
Conductor material	Bare Cu litz wires
Cable resistance	≤ 80 Ω/km (at 20 °C)
Insulation resistance	≥ 20 MΩ*km (at 20 °C)
Smallest bending radius, fixed installation	58 mm
Smallest bending radius, movable installation	108 mm

# CABLE-D- 9SUB/F/OE/0,25/S/3,0M - Cable



2926056

<https://www.phoenixcontact.com/pc/products/2926056>

Dynamic load capacity (bending)	Max. bending cycles: 5000 (at a radius of $\geq 15x$ outside diameter)
Halogen-free	no
Flame resistance	IEC 60332-1-2 (raw cable)
	VDE 0842, Part 332-1-2 (raw cable)
	IEC 60332-3-22 (raw cable)
	UL VW-1
	CSA FT-1
Resistance to oil	can withstand occasional splashes (raw cable)

## Color code

white	D-SUB9 (1) = ()
brown	D-SUB9 (2) = ()
green	D-SUB9 (3) = ()
yellow	D-SUB9 (4) = ()
gray	D-SUB9 (5) = ()
pink	D-SUB15 (6) = ()
blue	D-SUB9 (7) = ()
red	D-SUB9 (8) = ()
black	D-SUB9 (9) = ()

## Connection data

### Connection 1

Connection method	Single wires
Stripping length (Sheath)	$\approx \text{[Symbol]} \downarrow \text{mm}$
Number of positions	9
Note	The wires are marked and fitted with ferrules. The braided shield is routed to a separate cable end.

### Connection 2

Connection in acc. with standard	IEC 60807-2
	DIN 41652
Connection method	D-SUB socket strip
Screw thread	UNC 4-40
Number of connections	1
Number of positions	9
Tightening torque	0.2 Nm
Insertion/withdrawal cycles	> 200
Pitch	2.74 mm

## Notes

Notes on operation	For proper use, the specifications of the installation directive (see Downloads) must be observed. For applications or use with third-party products, the specifications, and the safety and warning instructions of the respective third-party manufacturer must also be met.
--------------------	--

# CABLE-D- 9SUB/F/OE/0,25/S/3,0M - Cable

2926056

<https://www.phoenixcontact.com/pc/products/2926056>

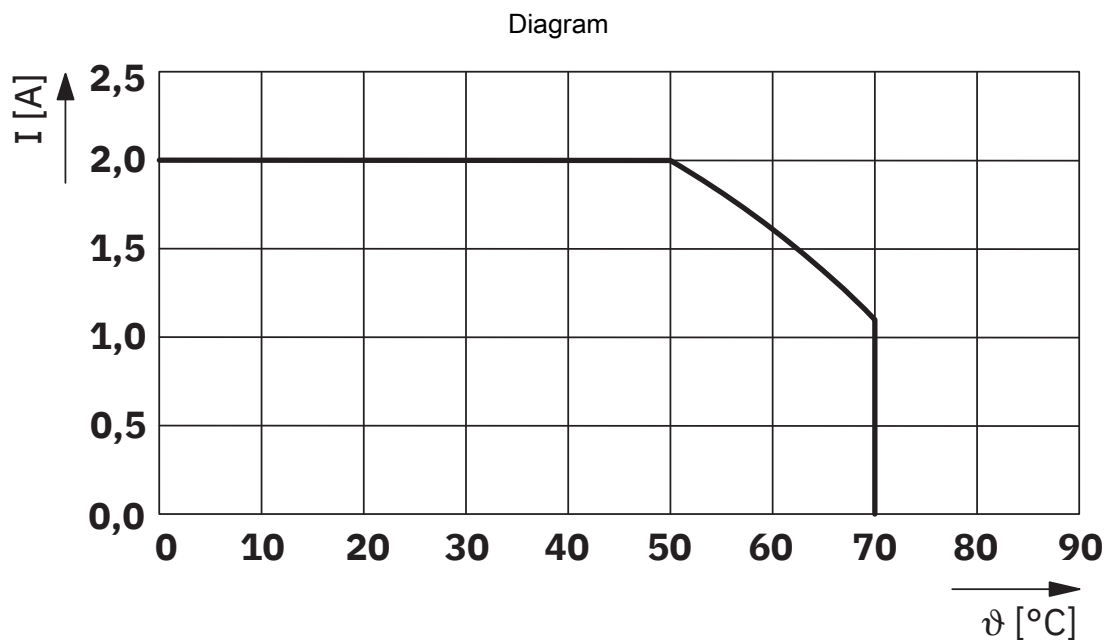


## Drawings

Schematic diagram



**Shield**



Maximum permissible current per path in uncoiled state

# CABLE-D- 9SUB/F/OE/0,25/S/3,0M - Cable





2926056


<https://www.phoenixcontact.com/pc/products/2926056>

## Approvals

To download certificates, visit the product detail page: <https://www.phoenixcontact.com/pc/products/2926056>

 <b>CSA</b> Approval ID: 70002966				
	Nominal voltage $U_N$	Nominal current $I_N$	Cross section AWG	Cross section $\text{mm}^2$
	125 V	1 A	-	-

 <b>cUL Recognized</b> Approval ID: E238705				
	Nominal voltage $U_N$	Nominal current $I_N$	Cross section AWG	Cross section $\text{mm}^2$
	125 V	2 A	-	-

 <b>UL Recognized</b> Approval ID: E238705				
	Nominal voltage $U_N$	Nominal current $I_N$	Cross section AWG	Cross section $\text{mm}^2$
	125 V	2 A	-	-

 <b>EAC</b> Approval ID: RU*-DE.HB*35.B00385				
--	--	--	--	--

<b>cULus Recognized</b>				
-------------------------	--	--	--	--

# CABLE-D- 9SUB/F/OE/0,25/S/3,0M - Cable



2926056

<https://www.phoenixcontact.com/pc/products/2926056>

## Classifications

### ECLASS

ECLASS-11.0	27242220
ECLASS-12.0	27242220
ECLASS-13.0	27242220

### ETIM

ETIM 9.0	EC000237
----------	----------

### UNSPSC

UNSPSC 21.0	26121600
-------------	----------

# CABLE-D- 9SUB/F/OE/0,25/S/3,0M - Cable



2926056  
<https://www.phoenixcontact.com/pc/products/2926056>

## Environmental product compliance

EU RoHS	
Fulfills EU RoHS substance requirements	Yes
Exemption	6(a)
China RoHS	
Environment friendly use period (EFUP)	EFUP-50
	An article-related China RoHS declaration table can be found in the download area for the respective article under "Manufacturer declaration". For all articles with EFUP-E, no China RoHS declaration table issued and required.
EU REACH SVHC	
REACH candidate substance (CAS No.)	Lead(CAS: 7439-92-1)
SCIP	ea51da57-74b1-4aa2-a874-2cc3e35470ef

Phoenix Contact 2024 © - all rights reserved  
<https://www.phoenixcontact.com>

PHOENIX CONTACT GmbH & Co. KG  
Flachsmarktstraße 8  
D-32825 Blomberg  
+49 (0) 5235-3 00  
[info@phoenixcontact.com](mailto:info@phoenixcontact.com)