

# CABLE-D- 9SUB/M/OE/0,25/S/6,0M - Cable



2926425

<https://www.phoenixcontact.com/us/products/2926425>

Please be informed that the data shown in this PDF document is generated from our online catalog. Please find the complete data in the user documentation. Our general terms of use for downloads are valid.



Assembled shielded round cable; connection 1: Single wires (9-position) (The wires are marked and fitted with ferrules. The braided shield is routed to a separate cable end.); connection 2: D-SUB pin strip (1x 9-position); cable length: 6 m

## Your advantages

- Individual wire marking: 1, 2, 3, 4, etc.
- Individual wires fitted with ferrules
- Connector in accordance with IEC 60807-2/DIN 41652
- 1:1 connection
- Open end at one end
- D-SUB socket or pin strip at one end
- Screw connection: 2 UNC 4-40 screws
- Shield connection: H05V-K 1 mm<sup>2</sup> cable, black, length: 0.5 m

## Commercial data

Item number	2926425
Packing unit	1 pc
Minimum order quantity	1 pc
Sales key	C421
Product key	CK2135
Catalog page	Page 576 (C-5-2019)
GTIN	4046356546966
Weight per piece (including packing)	445.5 g
Weight per piece (excluding packing)	423.2 g
Customs tariff number	85444290
Country of origin	DE

# CABLE-D- 9SUB/M/OE/0,25/S/6,0M - Cable



2926425

<https://www.phoenixcontact.com/us/products/2926425>

## Technical data

### Product properties

Product type	System cable
--------------	--------------

### Environmental and real-life conditions

#### Ambient conditions

Degree of protection	IP20
Degree of protection (Installation location)	≥ IP54 (Installation location)
Ambient temperature (operation)	-40 °C ... 70 °C (fixed installation)
	-10 °C ... 70 °C (flexible installation)
Ambient temperature (storage/transport)	-40 °C ... 80 °C
Altitude	≤ 2000 m

### Electrical properties

Operating voltage (AC)	≤ 30 V AC
Operating voltage (DC)	≤ 60 V DC
Nominal operating mode	100% operating factor
Current (Per path)	≤ 2 A (Uncoiled, see derating)

### Cable/line

Cable length	6 m
--------------	-----

#### 9X0.25 [PVC]

Number of positions	9
Shielded	yes
Cable type	9X0.25 [PVC]
Conductor type	Assembled shielded round cable
Conductor structure signal line	14x 0.15 mm
AWG signal line	24
Conductor cross section	9x 0.25 mm²
Wire diameter incl. insulation	1.2 mm ±0.05 mm
External cable diameter	6.7 mm ±0.5 mm
Outer sheath, material	Semi-rigid PVC
External sheath, color	gray
Conductor material	Bare Cu litz wires
Cable resistance	≤ 80 Ω/km (at 20 °C)
Insulation resistance	≥ 20 MΩ*km (at 20 °C)
Smallest bending radius, fixed installation	58 mm
Smallest bending radius, movable installation	108 mm
Max. bending cycles	5000 (at a radius of ≥ 15x outside diameter)
Halogen-free	no
IEC 60332-1-2 (raw cable)	

# CABLE-D- 9SUB/M/OE/0,25/S/6,0M - Cable



2926425

<https://www.phoenixcontact.com/us/products/2926425>


Flame resistance	VDE 0842, Part 332-1-2 (raw cable)
	IEC 60332-3-22 (raw cable)
	UL VW-1
	CSA FT-1
Resistance to oil	can withstand occasional splashes (raw cable)

## color code

D-SUB9 (1)	() = white
D-SUB9 (2)	() = brown
D-SUB9 (3)	() = green
D-SUB9 (4)	() = yellow
D-SUB9 (5)	() = gray
D-SUB9 (6)	() = pink
D-SUB9 (7)	() = blue
D-SUB9 (8)	() = red
D-SUB9 (9)	() = black

## Connection data

### Connection 1

Connection method	Single wires
Stripping length (Sheath)	≈  mm
Number of positions	9
Note	The wires are marked and fitted with ferrules. The braided shield is routed to a separate cable end.

### Connection 2

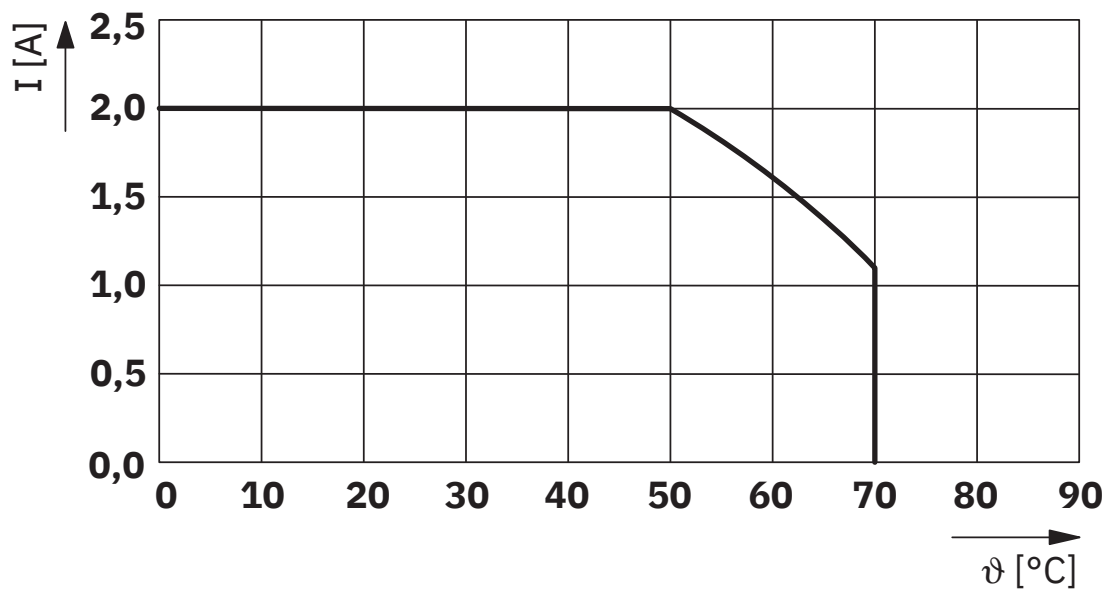
Connection in acc. with standard	IEC 60807-2
	DIN 41652
Connection method	D-SUB pin strip
Screw thread	UNC 4-40
Number of connections	1
Number of positions	9
Tightening torque	0.2 Nm
Insertion/withdrawal cycles	> 200
Pitch	2.74 mm

## Notes

General	No additional touch protection is required when using a SELV/PELV voltage ( $\leq 30$ V AC or 60 V DC).
General	For proper use, the specifications of the installation directive (see Downloads) must be observed. For applications or use with third-party products, the specifications, and the safety and warning instructions of the respective third-party manufacturer must also be met.

## Drawings

Diagram



Maximum permissible current per path in uncoiled state

# CABLE-D- 9SUB/M/OE/0,25/S/6,0M - Cable

2926425

<https://www.phoenixcontact.com/us/products/2926425>



Schematic diagram



**Shield**

# CABLE-D- 9SUB/M/OE/0,25/S/6,0M - Cable




2926425


<https://www.phoenixcontact.com/us/products/2926425>

## Approvals

To download certificates, visit the product detail page: <https://www.phoenixcontact.com/us/products/2926425>

	<b>CSA</b> Approval ID: 70002966			
	Nominal voltage $U_N$	Nominal current $I_N$	Cross section AWG	Cross section $\text{mm}^2$
	125 V	1 A	-	-

	<b>cUL Recognized</b> Approval ID: FILE E 238705			
	Nominal voltage $U_N$	Nominal current $I_N$	Cross section AWG	Cross section $\text{mm}^2$
	125 V	2 A	-	-

	<b>UL Recognized</b> Approval ID: FILE E 238705			
	Nominal voltage $U_N$	Nominal current $I_N$	Cross section AWG	Cross section $\text{mm}^2$
	125 V	2 A	-	-

	<b>EAC</b> Approval ID: RU*-DE.HB*35.B00385			

<b>cULus Recognized</b>				
-------------------------	--	--	--	--

# CABLE-D- 9SUB/M/OE/0,25/S/6,0M - Cable



2926425

<https://www.phoenixcontact.com/us/products/2926425>

## Classifications

### ECLASS

ECLASS-11.0	27242220
ECLASS-12.0	27242220
ECLASS-13.0	27242220

### ETIM

ETIM 9.0	EC000237
----------	----------

### UNSPSC

UNSPSC 21.0	26121600
-------------	----------

# CABLE-D- 9SUB/M/OE/0,25/S/6,0M - Cable



2926425

<https://www.phoenixcontact.com/us/products/2926425>

## Environmental product compliance

REACH SVHC	Lead 7439-92-1
China RoHS	Environmentally Friendly Use Period = 50 years
	For information on hazardous substances, refer to the manufacturer's declaration available under "Downloads"



# CABLE-D- 9SUB/M/OE/0,25/S/6,0M - Cable

2926425

<https://www.phoenixcontact.com/us/products/2926425>



## Accessories

### KME - Cable marker carrier

0807083

<https://www.phoenixcontact.com/us/products/0807083>



Cable marker carrier, white, unlabeled, mounting type: Assembly with cable ties, cable diameter: > 5 mm, lettering field size: 20 x 8 mm

---

Phoenix Contact 2024 © - all rights reserved

<https://www.phoenixcontact.com>

Phoenix Contact USA  
586 Fulling Mill Road  
Middletown, PA 17057, United States  
(+717) 944-1300  
[info@phoenixcon.com](mailto:info@phoenixcon.com)