

# DEK-REL- 24/1/SEN - Relay Module



2964050

<https://www.phoenixcontact.com/au/products/2964050>

Please be informed that the data shown in this PDF document is generated from our online catalog. Please find the complete data in the user documentation. Our general terms of use for downloads are valid.



Relay terminal block for sensor, with soldered-in miniature relays, contact (AgNi+Au): small to medium loads, 1 N/O contact, input voltage 24 V AC/DC, for assembly on NS 35/7.5, terminal width 6.2 mm

## Your advantages

- Reduced costs as N terminal block is no longer required
- Up to 73 % more space
- Wiring reduced to a minimum
- Integrated input circuit
- 2 kV<sub>rms</sub> electrical isolation between input and output
- 2-layer contact with hard gold plating for universal applications from 1 mA to 5 A continuous current

## Commercial data

Item number	2964050
Packing unit	10 pc
Minimum order quantity	10 pc
Sales key	CK6151
Product key	CK6151
Catalog page	Page 441 (C-5-2019)
GTIN	4017918099367
Weight per piece (including packing)	23.2 g
Weight per piece (excluding packing)	22.71 g
Customs tariff number	85364190
Country of origin	CN

# DEK-REL- 24/1/SEN - Relay Module



2964050

<https://www.phoenixcontact.com/au/products/2964050>

## Technical data

### Notes

General	Use of EB 80-DIK... bridges in the DEK terminal blocks: Absorption of humidity from the ambient air as well as an unfavorable tolerance between a larger number of DEK terminal blocks and the EB 80-DIK... bridge may cause (minor) expansion of the DEK housing. When the EB 80-DIK... bridges are used, therefore, it is recommended that these be disconnected after about 10 to 12 DEK terminal blocks and a wire bridge to the next DEK terminal block be inserted in their place.
---------	---

### Product properties

Product type	Relay Module
Product family	DEK
Application	Input function
Operating mode	100% operating factor
Mechanical service life	approx. $2 \times 10^7$ cycles

### Insulation characteristics

Insulation	Basic insulation
------------	------------------

### Insulation characteristics

Insulation	Basic insulation
Overvoltage category	III
Pollution degree	2

### Electrical properties

Maximum power dissipation for nominal condition	0.16 W
Test voltage (Winding/contact)	2 kV AC (50 Hz, 1 min., winding/contact)

### Input data

#### Coil side

Nominal input voltage $U_N$	24 V AC/DC
Input voltage range	19.2 V AC/DC ... 26.4 V AC/DC (20 °C)
Drive and function	monostable
Drive (polarity)	polarized
Typical input current at $U_N$	6.5 mA
Typical response time	5 ms
Typical release time	15 ms
Protective circuit	Bridge rectifier; Bridge rectifier
Operating voltage display	Yellow LED

### Output data

#### Switching

Contact switching type	1 N/O contact
------------------------	---------------

# DEK-REL- 24/1/SEN - Relay Module



2964050

<https://www.phoenixcontact.com/au/products/2964050>

Type of switch contact	Double contact
Contact material	AgNi, hard gold-plated
Maximum switching voltage	250 V AC
	125 V DC
Minimum switching voltage	0.1 V
Limiting continuous current	3 A (5 A up to 35°C at 24 V DC)
Maximum inrush current	5 A
Min. switching current	1 mA
Interrupting rating (ohmic load) max.	72 W (at 24 V DC)
	60 W (at 48 V DC)
	50 W (at 60 V DC)
	50 W (at 110 V DC)
	750 VA (for 250 V AC)
	120 W (at 24 V DC - up to 35°)

## Connection data

Connection method	Screw connection
Stripping length	8 mm
Screw thread	M3
Conductor cross section rigid	0.2 mm² ... 2.5 mm²
Conductor cross section flexible	0.2 mm² ... 2.5 mm²
Conductor cross section AWG	24 ... 14
Tightening torque	0.5 Nm

## Dimensions

Width	6.2 mm
Height	80 mm
Depth	56 mm

## Material specifications

Color	green (RAL 6021)
-------	------------------

## Environmental and real-life conditions

### Ambient conditions

Ambient temperature (operation)	-20 °C ... 50 °C
Ambient temperature (storage/transport)	-20 °C ... 70 °C

## Standards and regulations

Standards/regulations	IEC 60947-5-1
-----------------------	---------------

## Mounting

Mounting type	DIN rail mounting
Assembly instructions	in rows with zero spacing
Mounting position	any

# DEK-REL- 24/1/SEN - Relay Module

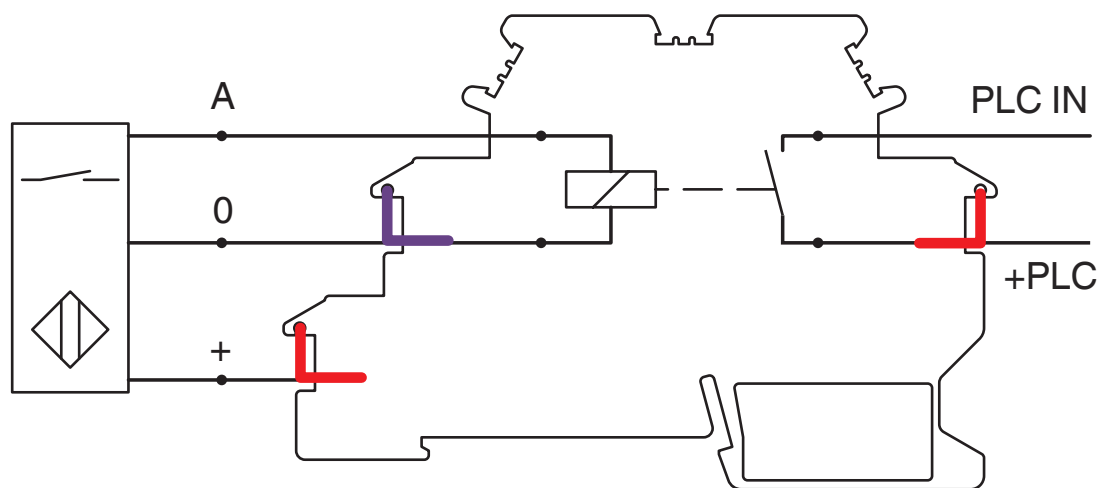
2964050

<https://www.phoenixcontact.com/au/products/2964050>



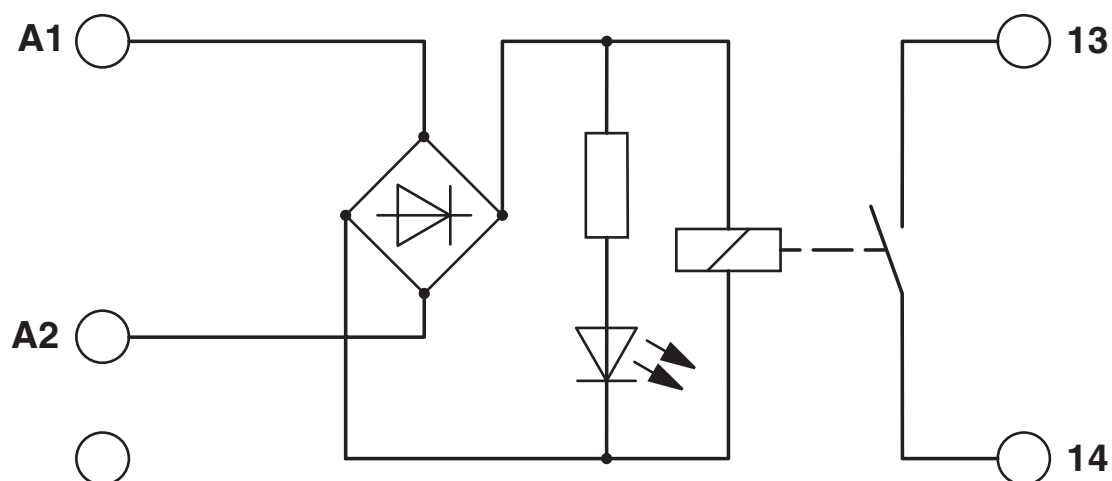
## Drawings

Schematic diagram



Pin configuration DEK-REL-...SEN

Circuit diagram



# DEK-REL- 24/1/SEN - Relay Module




2964050


<https://www.phoenixcontact.com/au/products/2964050>

## Approvals


To download certificates, visit the product detail page: <https://www.phoenixcontact.com/au/products/2964050>




**cUL Recognized**  
Approval ID: FILE E 238705



**UL Recognized**  
Approval ID: FILE E 238705



**EAC**  
Approval ID: TR\_TS\_D\_00573\_c



**EAC**  
Approval ID: RU\*C-DE.\*08.B.00010

**cULus Recognized**

# DEK-REL- 24/1/SEN - Relay Module



2964050

<https://www.phoenixcontact.com/au/products/2964050>

## Classifications

### ECLASS

ECLASS-11.0	27371601
ECLASS-12.0	27371601
ECLASS-13.0	27371601

### ETIM

ETIM 9.0	EC001437
----------	----------

### UNSPSC

UNSPSC 21.0	39122300
-------------	----------

# DEK-REL- 24/1/SEN - Relay Module



2964050  
<https://www.phoenixcontact.com/au/products/2964050>

## Environmental product compliance

REACH SVHC	Lead 7439-92-1
China RoHS	Environmentally Friendly Use Period = 50 years
	For information on hazardous substances, refer to the manufacturer's declaration available under "Downloads"

Phoenix Contact 2024 © - all rights reserved  
<https://www.phoenixcontact.com>

PHOENIX CONTACT PTY Ltd  
Unit 7, 2-8 South Street  
Rydalmere NSW 2116  
1300 786 411  
[customerservice@phoenixcontact.com.au](mailto:customerservice@phoenixcontact.com.au)