

Please be informed that the data shown in this PDF document is generated from our online catalog. Please find the complete data in the user documentation. Our general terms of use for downloads are valid.



1-channel contact extension with TBUS interface, 4 N/O contacts, 1 N/C contact, 1 confirmation current path, adjustable dropout delay of 0.5 ... 30 s, Cat. 3, PL e in accordance with EN ISO 13849, width: 22.5 mm, pluggable Push-in terminal block

Your advantages

- Up to Cat. 3/PL e in accordance with EN ISO 13849-1, SIL 3 in accordance with EN IEC 62061, SIL 3 in accordance with IEC 61508
- Each with 4 enabling, 1 signaling, and 1 confirmation current path, all with dropout delay
- 1-channel control

Commercial data

Item number	2981525
Packing unit	1 pc
Minimum order quantity	1 pc
Sales key	DN01
Product key	DNA233
Catalog page	Page 233 (C-6-2019)
GTIN	4017918996819
Weight per piece (including packing)	233.18 g
Weight per piece (excluding packing)	168.02 g
Customs tariff number	85371098
Country of origin	DE

## Technical data

### Product properties

Product type	Safety relays
Product family	PSRclassic
Application	Extension module
Mechanical service life	approx. $10^7$ cycles
Relay type	Electromechanical relay with force-guided contacts in accordance with IEC/EN 61810-3

### Electrical properties

Maximum power dissipation for nominal condition	2.02 W
Nominal operating mode	100% operating factor

#### Air clearances and creepage distances between the power circuits

Rated insulation voltage	250 V
Rated surge voltage/insulation	4 kV / basic isolation (safe isolation, reinforced insulation and 6 kV between input circuit/N/C contacts and enabling current paths).

### Input data

#### General

Nominal input voltage $U_N$	24 V DC
Input voltage range in reference to $U_N$	0.85 ... 1.1
Typical input current at $U_N$	84 mA
Typical response time	20 ms
Typical release time range	0.5 s ... 38 s $\pm 20$ % (BG rating to max. 30 s)
Recovery time	1 s
Protective circuit	Surge protection; Suppressor diode Fuse; PTC resistor
Operating voltage display	Green LED
Status display	Green LED

### Output data

Contact switching type	4 delayed enabling current paths
	1 delayed signaling current path
	1 delayed confirmation current path
Contact material	AgSnO <sub>2</sub>
Maximum switching voltage	250 V AC/DC
Minimum switching voltage	15 V AC/DC
Limiting continuous current	6 A (N/O contact)
	3 A (N/C contact)
Maximum inrush current	6 A (N/O contact)
	3 A (N/C contact)

# PSR-SPP- 24DC/URD3/4X1/2X2 - Extension module



2981525

<https://www.phoenixcontact.com/us/products/2981525>

Inrush current, minimum	25 mA
Sq. Total current	$50 \text{ A}^2 (I_{TH}^2 = I_1^2 + I_2^2 + I_3^2 + I_4^2)$
Interrupting rating (ohmic load) max.	114 W (24 V DC, $\tau = 0 \text{ ms}$ , N/C contact 65/66: 72 W)
	288 W (48 V DC, $\tau = 0 \text{ ms}$ )
	77 W (110 V DC, $\tau = 0 \text{ ms}$ )
	88 W (220 V DC, $\tau = 0 \text{ ms}$ )
	1500 VA (250 V AC, $\tau = 0 \text{ ms}$ , N/C contact 65/66: 750 VA)
Maximum interrupting rating (inductive load)	48 W (24 V DC, $\tau = 40 \text{ ms}$ )
	40 W (48 V DC, $\tau = 40 \text{ ms}$ )
	35 W (110 V DC, $\tau = 40 \text{ ms}$ )
	33 W (220 V DC, $\tau = 40 \text{ ms}$ )
Switching capacity min.	0.4 W
Switching capacity (360/h cycles)	6 A (24 V DC)
	5 A (230 V AC)
Switching capacity (3600/h cycles)	3 A (24 V (DC13))
	3 A (230 V (AC15))
Output fuse	10 A gL/gG NEOZED (N/O contact)
	4 A gL/gG NEOZED (N/C contact)

## Connection data

### Connection technology

pluggable	yes
-----------	-----

### Conductor connection

Connection method	Push-in connection
Conductor cross section rigid	0.2 mm <sup>2</sup> ... 1.5 mm <sup>2</sup>
Conductor cross section flexible	0.2 mm <sup>2</sup> ... 1.5 mm <sup>2</sup>
Conductor cross section, flexible, with ferrule, with plastic sleeve	0.25 mm <sup>2</sup> ... 1.5 mm <sup>2</sup> (only together with CRIMPFOX 6)
Conductor cross section flexible, with ferrule without plastic sleeve	0.25 mm <sup>2</sup> ... 1.5 mm <sup>2</sup> (only together with CRIMPFOX 6)
Conductor cross-section AWG	24 ... 16
Stripping length	8 mm

## Dimensions

Width	22.5 mm
Height	112 mm
Depth	114.5 mm

## Material specifications

Color (Housing)	yellow (RAL 1018)
Housing material	Polyamide

## Characteristics

### Safety data

Stop category	1
Safety data: EN ISO 13849	
Category	3 (In conjunction with suitable evaluating device)
Performance level (PL)	e (In conjunction with suitable evaluating device)
Safety data: IEC 61508 - High demand	
Safety Integrity Level (SIL)	3 (In conjunction with suitable evaluating device)
Safety data: IEC 61508 - Low demand	
Safety Integrity Level (SIL)	3 (In conjunction with suitable evaluating device)
Safety data: EN IEC 62061	
Safety Integrity Level (SIL)	3 (In conjunction with suitable evaluating device)

## Environmental and real-life conditions

### Ambient conditions

Degree of protection	IP20
Min. degree of protection of inst. location	IP54
Ambient temperature (operation)	-20 °C ... 55 °C
Ambient temperature (storage/transport)	-40 °C ... 70 °C
Maximum altitude	max. 2000 m (Above sea level)
Max. permissible humidity (storage/transport)	75 % (on average, 85% infrequently, non-condensing)
Max. permissible relative humidity (operation)	75 % (on average, 85% infrequently, non-condensing)

## Standards and regulations

### Air clearances and creepage distances between the power circuits

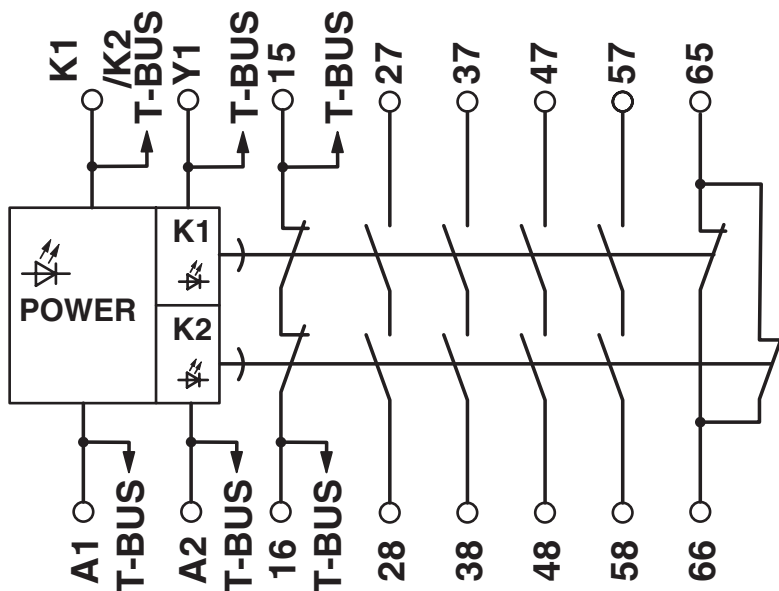
Standards/regulations	IEC 60664-1
-----------------------	-------------

## Mounting

Mounting type	DIN rail mounting
Mounting position	any
Connection method	Push-in connection





## Drawings

Circuit diagram



Approvals

To download certificates, visit the product detail page: <https://www.phoenixcontact.com/us/products/2981525>

	<b>EAC</b> Approval ID: RU C-DE.A*30.B.01082
	<b>UL Listed</b> Approval ID: FILE E 140324
	<b>cUL Listed</b> Approval ID: FILE E 140324
	<b>Functional Safety</b> Approval ID: 968/EZ 366.05/23
	<b>Functional Safety</b> Approval ID: 968/EZ 366.05/23
<b>cULus Listed</b>	

# PSR-SPP- 24DC/URD3/4X1/2X2 - Extension module



2981525

<https://www.phoenixcontact.com/us/products/2981525>

## Classifications

### ECLASS

ECLASS-11.0	27371819
ECLASS-12.0	27371819
ECLASS-13.0	27371819

### ETIM

ETIM 9.0	EC001449
----------	----------

### UNSPSC

UNSPSC 21.0	39122200
-------------	----------

Environmental product compliance

REACH SVHC	Lead 7439-92-1
China RoHS	Environmentally Friendly Use Period = 50 years
	For information on hazardous substances, refer to the manufacturer's declaration available under "Downloads"

Phoenix Contact 2024 © - all rights reserved  
<https://www.phoenixcontact.com>

Phoenix Contact USA  
586 Fulling Mill Road  
Middletown, PA 17057, United States  
(+717) 944-1300  
[info@phoenixcon.com](mailto:info@phoenixcon.com)