


# ST 1,5 BU - Feed-through terminal block



3031089

<https://www.phoenixcontact.com/il/products/3031089>

Please be informed that the data shown in this PDF document is generated from our online catalog. Please find the complete data in the user documentation. Our general terms of use for downloads are valid.



Feed-through terminal block, nom. voltage: 500 V, nominal current: 17.5 A, number of connections: 2, connection method: Spring-cage connection, 1 level, Rated cross section: 1.5 mm<sup>2</sup>, cross section: 0.08 mm<sup>2</sup> - 1.5 mm<sup>2</sup>, mounting type: NS 35/7,5, NS 35/15, color: blue

## Your advantages

- The consistent double function shaft offers every opportunity for time-saving potential distribution and accommodating test accessories
- As well as saving space, the compact design and front connection enable user-friendly wiring in a small amount of space
- The large wiring space enables the use of conductors with ferrules and plastic collars within the nominal cross section
- Tested for railway applications

## Commercial data

Item number	3031089
Packing unit	50 pc
Minimum order quantity	1 pc
Product key	BE2111
Catalog page	Page 207 (C-1-2019)
GTIN	4017918186630
Weight per piece (including packing)	5 g
Weight per piece (excluding packing)	4.505 g
Customs tariff number	85369010
Country of origin	DE

# ST 1,5 BU - Feed-through terminal block



3031089

<https://www.phoenixcontact.com/il/products/3031089>

## Technical data

### Product properties

Product type	Feed-through terminal block
Area of application	Railway industry
	Machine building
	Plant engineering
	Process industry
Number of connections	2
Number of rows	1
Potentials	1

### Insulation characteristics

Overvoltage category	III
Degree of pollution	3

### Electrical properties

Rated surge voltage	6 kV
Maximum power dissipation for nominal condition	0.56 W

### Connection data

Number of connections per level	2
Nominal cross section	1.5 mm <sup>2</sup>

#### 1 level

Stripping length	8 mm ... 10 mm
Internal cylindrical gage	A1
Connection in acc. with standard	IEC 60947-7-1
Conductor cross section rigid	0.08 mm <sup>2</sup> ... 1.5 mm <sup>2</sup>
Cross section AWG	28 ... 16 (converted acc. to IEC)
Conductor cross section flexible	0.08 mm <sup>2</sup> ... 1.5 mm <sup>2</sup>
Conductor cross section, flexible [AWG]	28 ... 16 (converted acc. to IEC)
Conductor cross-section flexible (ferrule without plastic sleeve)	0.14 mm <sup>2</sup> ... 1.5 mm <sup>2</sup>
Flexible conductor cross section (ferrule with plastic sleeve)	0.14 mm <sup>2</sup> ... 1.5 mm <sup>2</sup>
2 conductors with the same cross section, flexible, with TWIN ferrule with plastic sleeve	0.5 mm <sup>2</sup>
Nominal current	17.5 A
Maximum load current	17.5 A (with 1.5 mm <sup>2</sup> conductor cross section)
Nominal voltage	500 V
Nominal cross section	1.5 mm <sup>2</sup>

### Ex data

#### Rated data (ATEX/IECEx)

Identification	⊕ II 2 GD Ex eb IIC Gb
----------------	------------------------

# ST 1,5 BU - Feed-through terminal block



3031089

<https://www.phoenixcontact.com/il/products/3031089>

Operating temperature range	-60 °C ... 110 °C
Ex-certified accessories	3030417 D-ST 2,5
	3030721 ATP-ST 4
	1204504 SZF 0-0,4X2,5
	3022276 CLIPFIX 35-5
	3022218 CLIPFIX 35
List of bridges	Plug-in bridge / FBS 2-4 / 3030116
	Plug-in bridge / FBS 3-4 / 3030129
	Plug-in bridge / FBS 4-4 / 3030132
	Plug-in bridge / FBS 5-4 / 3030145
	Plug-in bridge / FBS 10-4 / 3030158
	Plug-in bridge / FBS 20-4 / 3030352
Bridge data	16.5 A / 1.5 mm <sup>2</sup>
Ex temperature increase	40 K (19.4 A / 1.5 mm <sup>2</sup> )
Rated voltage	440 V
for bridging with bridge	440 V
- At bridging between non-adjacent terminal blocks	352 V
- At bridging between non-adjacent terminal blocks via PE terminal block	352 V
- At cut-to-length bridging with cover	220 V
- At cut-to-length bridging with partition plate	275 V
Rated insulation voltage	400 V
output	(Permanent)

## Ex level General

Rated current	17.5 A
Maximum load current	17.5 A
Contact resistance	1.43 mΩ

## Ex connection data General

Nominal cross section	1.5 mm <sup>2</sup>
Rated cross section AWG	16
Connection capacity rigid	0.08 mm <sup>2</sup> ... 1.5 mm <sup>2</sup>
Connection capacity AWG	28 ... 16
Connection capacity flexible	0.08 mm <sup>2</sup> ... 1.5 mm <sup>2</sup>
Connection capacity AWG	28 ... 16

## Dimensions

Width	4.2 mm
End cover width	2.2 mm
Height	48.5 mm
Depth on NS 35/7,5	36.5 mm
Depth on NS 35/15	44 mm

## Material specifications

# ST 1,5 BU - Feed-through terminal block



3031089

<https://www.phoenixcontact.com/il/products/3031089>

Color	blue
Flammability rating according to UL 94	V0
Insulating material group	I
Insulating material	PA
Static insulating material application in cold	-60 °C
Temperature index of insulation material (DIN EN 60216-1 (VDE 0304-21))	125 °C
Relative insulation material temperature index (Elec., UL 746 B)	130 °C
Fire protection for rail vehicles (DIN EN 45545-2) R22	HL 1 - HL 3
Fire protection for rail vehicles (DIN EN 45545-2) R23	HL 1 - HL 3
Fire protection for rail vehicles (DIN EN 45545-2) R24	HL 1 - HL 3
Fire protection for rail vehicles (DIN EN 45545-2) R26	HL 1 - HL 3
Calorimetric heat release NFPA 130 (ASTM E 1354)	27,5 MJ/kg
Surface flammability NFPA 130 (ASTM E 162)	passed
Specific optical density of smoke NFPA 130 (ASTM E 662)	passed
Smoke gas toxicity NFPA 130 (SMP 800C)	passed

## Mechanical properties

### Mechanical data

Open side panel	Yes
-----------------	-----

## Environmental and real-life conditions

### Ambient conditions

Ambient temperature (operation)	-60 °C ... 110 °C (Operating temperature range incl. self-heating; for max. short-term operating temperature, see RTI Elec.)
Ambient temperature (storage/transport)	-25 °C ... 60 °C (for a short time, no longer than 24 h, -60°C to +70°C)
Ambient temperature (assembly)	-5 °C ... 70 °C
Ambient temperature (actuation)	-5 °C ... 70 °C
Permissible humidity (operation)	20 % ... 90 %
Permissible humidity (storage/transport)	30 % ... 70 %

## Standards and regulations

Connection in acc. with standard	IEC 60947-7-1
----------------------------------	---------------

## Mounting

Mounting type	NS 35/7,5
	NS 35/15

# ST 1,5 BU - Feed-through terminal block

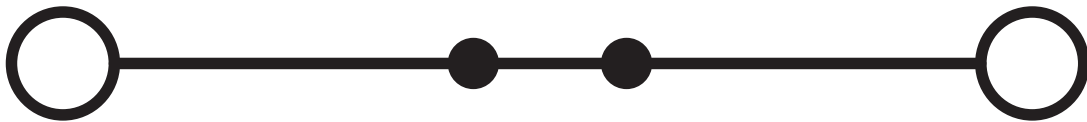
3031089

<https://www.phoenixcontact.com/il/products/3031089>



## Drawings

### Circuit diagram



# ST 1,5 BU - Feed-through terminal block





3031089


<https://www.phoenixcontact.com/il/products/3031089>


## Approvals


To download certificates, visit the product detail page: <https://www.phoenixcontact.com/il/products/3031089>


 <b>CSA</b> Approval ID: 13631				
	Nominal voltage $U_N$	Nominal current $I_N$	Cross section AWG	Cross section $\text{mm}^2$
Use group B	300 V	15 A	26 - 14	-
Use group C	300 V	15 A	26 - 14	-


 <b>IECEE CB Scheme</b> Approval ID: DE1-63027_A1				
	Nominal voltage $U_N$	Nominal current $I_N$	Cross section AWG	Cross section $\text{mm}^2$
	500 V	17.5 A	-	0.2 - 1.5


 <b>LR</b> Approval ID: LR2014888TA				
---	--	--	--	--

 <b>KR</b> Approval ID: HMB17372-EL002				
--	--	--	--	--

 <b>NK</b> Approval ID: 09 ME 140				
---	--	--	--	--

 <b>BV</b> Approval ID: 13403/D0 BV				
---	--	--	--	--

 <b>VDE Zeichengenehmigung</b> Approval ID: 40009031				
	Nominal voltage $U_N$	Nominal current $I_N$	Cross section AWG	Cross section $\text{mm}^2$
	500 V	17.5 A	-	0.2 - 1.5

 <b>cULus Recognized</b> Approval ID: E60425				
	Nominal voltage $U_N$	Nominal current $I_N$	Cross section AWG	Cross section $\text{mm}^2$
Use group B	300 V	15 A	26 - 14	-
Use group C				

# ST 1,5 BU - Feed-through terminal block



3031089

<https://www.phoenixcontact.com/il/products/3031089>

	300 V	15 A	26 - 14	-
Use group D				
	600 V	5 A	26 - 14	-

## DNV

Approval ID: TAE00001CS



## ATEX

Approval ID: KEMA01ATEX2129U

	Nominal voltage $U_N$	Nominal current $I_N$	Cross section AWG	Cross section $\text{mm}^2$
Type examination certificate	440 V	17.5 A	-	0.08 - 1.5



## EAC Ex

Approval ID: RU C-DE.HA91.B.00066



## IECEx

Approval ID: IECEx KEM 06.0043U

	Nominal voltage $U_N$	Nominal current $I_N$	Cross section AWG	Cross section $\text{mm}^2$
	440 V	17.5 A	-	0.08 - 1.5



## CCC

Approval ID: 2020322313000621



## UKCA-EX

Approval ID: DEKRA 21UKEX0302U

# ST 1,5 BU - Feed-through terminal block



3031089

<https://www.phoenixcontact.com/il/products/3031089>

## Classifications

### ECLASS

ECLASS-11.0	27141120
ECLASS-13.0	27250101

### ETIM

ETIM 9.0	EC000897
----------	----------

### UNSPSC

UNSPSC 21.0	39121400
-------------	----------



# ST 1,5 BU - Feed-through terminal block



3031089

<https://www.phoenixcontact.com/il/products/3031089>

## Environmental product compliance

### EU RoHS

Fulfills EU RoHS substance requirements	Yes, No exemptions
---	--------------------

### China RoHS

Environment friendly use period (EFUP)	EFUP-E
	No hazardous substances above the limits

### EU REACH SVHC

REACH candidate substance (CAS No.)	No substance above 0.1 wt%
-------------------------------------	----------------------------

Phoenix Contact 2024 © - all rights reserved  
<https://www.phoenixcontact.com>

PHOENIX CONTACT Israel Ltd.  
P.O.B. 1799 Industrial Park Hasharon  
Quadima 60920  
+972-9-8915700  
[info@phoenixcontact.co.il](mailto:info@phoenixcontact.co.il)