


UTTB 2,5-MT-P/P BU - Knife-disconnect terminal block



3044641

<https://www.phoenixcontact.com/sg/products/3044641>

Please be informed that the data shown in this PDF document is generated from our online catalog. Please find the complete data in the user documentation. Our general terms of use for downloads are valid.



Knife-disconnect terminal block, With test socket screws for insertion of test plugs, nom. voltage: 400 V, nominal current: 22 A, connection method: Screw connection, Rated cross section: 2.5 mm², cross section: 0.14 mm² - 4 mm², connection method: Screw connection, Rated cross section: 2.5 mm², cross section: 0.14 mm² - 4 mm², mounting: NS 35/7,5, NS 35/15, color: blue

Your advantages

- For a clear overview, each terminal point supports large-surface labeling
- Convenient separation of circuits, thanks to lever-type disconnect knife
- For example, two separate potentials can be routed side by side with the help of bridging between non-adjacent terminal blocks

Commercial data

Item number	3044641
Packing unit	50 pc
Minimum order quantity	50 pc
Sales key	*****
Product key	BE1131
Catalog page	Page 152 (C-1-2019)
GTIN	4046356894050
Weight per piece (including packing)	17.645 g
Weight per piece (excluding packing)	17.584 g
Customs tariff number	85369010
Country of origin	PL

UTTB 2,5-MT-P/P BU - Knife-disconnect terminal block



3044641

<https://www.phoenixcontact.com/sg/products/3044641>

Technical data

Product properties

Product type	Disconnect terminal block
Number of connections	4
Number of rows	2
Potentials	2

Insulation characteristics

Overvoltage category	III
Degree of pollution	3

Electrical properties

Rated surge voltage	6 kV
Maximum power dissipation for nominal condition	0.77 W

Connection data

Number of connections per level	2
Nominal cross section	2.5 mm ²

Level 1

Screw thread	M3
Tightening torque	0.5 ... 0.6 Nm
Stripping length	9 mm
Internal cylindrical gage	A3
Connection in acc. with standard	IEC 60947-7-1
Conductor cross section rigid	0.14 mm ² ... 4 mm ²
Cross section AWG	26 ... 12 (converted acc. to IEC)
Conductor cross section flexible	0.14 mm ² ... 4 mm ²
Conductor cross section, flexible [AWG]	26 ... 12 (converted acc. to IEC)
Conductor cross-section flexible (ferrule without plastic sleeve)	0.14 mm ² ... 2.5 mm ²
Flexible conductor cross section (ferrule with plastic sleeve)	0.14 mm ² ... 2.5 mm ²
2 conductors with same cross section, solid	0.14 mm ² ... 1.5 mm ²
2 conductors with same cross section, flexible	0.14 mm ² ... 1.5 mm ²
2 conductors with same cross section, flexible, with ferrule without plastic sleeve	0.14 mm ² ... 1.5 mm ²
2 conductors with the same cross section, flexible, with TWIN ferrule with plastic sleeve	0.5 mm ² ... 1.5 mm ²
Nominal current	22 A
Maximum load current	24 A (in case of a 4 mm ² conductor cross section, the maximum load current must not be exceeded by the total current of all connected conductors.)
Nominal voltage	400 V
Nominal cross section	2.5 mm ²

Level 2

UTTB 2,5-MT-P/P BU - Knife-disconnect terminal block



3044641

<https://www.phoenixcontact.com/sg/products/3044641>

Screw thread	M3
Tightening torque	0.5 ... 0.6 Nm
Stripping length	9 mm
Internal cylindrical gage	A3
Connection in acc. with standard	IEC 60947-7-1
Conductor cross section rigid	0.14 mm ² ... 4 mm ²
Cross section AWG	26 ... 12 (converted acc. to IEC)
Conductor cross section flexible	0.14 mm ² ... 4 mm ²
Conductor cross section, flexible [AWG]	26 ... 12 (converted acc. to IEC)
Conductor cross-section flexible (ferrule without plastic sleeve)	0.14 mm ² ... 2.5 mm ²
Flexible conductor cross section (ferrule with plastic sleeve)	0.14 mm ² ... 2.5 mm ²
2 conductors with same cross section, solid	0.14 mm ² ... 1.5 mm ²
2 conductors with same cross section, flexible	0.14 mm ² ... 1.5 mm ²
Nominal current	16 A
Maximum load current	16 A (in case of a 4 mm ² conductor cross section, the maximum load current must not be exceeded by the total current of all connected conductors.)
Nominal voltage	400 V
Nominal cross section	2.5 mm ²

Dimensions

Width	5.2 mm
End cover width	2.2 mm
Height	69.9 mm
Depth	64.4 mm
Depth on NS 35/7,5	65 mm
Depth on NS 35/15	72.5 mm

Material specifications

Color	blue
Flammability rating according to UL 94	V0
Insulating material group	I
Insulating material	PA
Static insulating material application in cold	-60 °C
Temperature index of insulation material (DIN EN 60216-1 (VDE 0304-21))	125 °C
Relative insulation material temperature index (Elec., UL 746 B)	130 °C
Fire protection for rail vehicles (DIN EN 45545-2) R22	HL 1 - HL 3
Fire protection for rail vehicles (DIN EN 45545-2) R23	HL 1 - HL 3
Fire protection for rail vehicles (DIN EN 45545-2) R24	HL 1 - HL 3
Fire protection for rail vehicles (DIN EN 45545-2) R26	HL 1 - HL 3
Calorimetric heat release NFPA 130 (ASTM E 1354)	27,5 MJ/kg
Surface flammability NFPA 130 (ASTM E 162)	passed
Specific optical density of smoke NFPA 130 (ASTM E 662)	passed
Smoke gas toxicity NFPA 130 (SMP 800C)	passed

UTTB 2,5-MT-P/P BU - Knife-disconnect terminal block



3044641

<https://www.phoenixcontact.com/sg/products/3044641>

Mechanical properties

Mechanical data

Open side panel	Yes
-----------------	-----

Environmental and real-life conditions

Ambient conditions

Ambient temperature (operation)	-60 °C ... 110 °C (Operating temperature range incl. self-heating; for max. short-term operating temperature, see RTI Elec.)
Ambient temperature (storage/transport)	-25 °C ... 60 °C (for a short time, not exceeding 24 h, -60 °C to +70 °C)
Ambient temperature (assembly)	-5 °C ... 70 °C
Ambient temperature (actuation)	-5 °C ... 70 °C
Permissible humidity (operation)	20 % ... 90 %
Permissible humidity (storage/transport)	30 % ... 70 %

Standards and regulations

Connection in acc. with standard	IEC 60947-7-1
	IEC 60947-7-1

Mounting

Mounting type	NS 35/7,5
	NS 35/15

Drawings

Circuit diagram



UTTB 2,5-MT-P/P BU - Knife-disconnect terminal block




3044641


<https://www.phoenixcontact.com/sg/products/3044641>

Approvals

To download certificates, visit the product detail page: <https://www.phoenixcontact.com/sg/products/3044641>

 CSA Approval ID: 13631				
	Nominal voltage U_N	Nominal current I_N	Cross section AWG	Cross section mm^2
Use group B				
upper level	300 V	16 A	26 - 12	-
lower level	300 V	20 A	26 - 12	-
Use group C				
upper level	300 V	16 A	26 - 12	-
lower level	300 V	20 A	26 - 12	-

 EAC Approval ID: RU C-DE.BL08.B.00534				
---	--	--	--	--

 cULus Recognized Approval ID: E60425				
	Nominal voltage U_N	Nominal current I_N	Cross section AWG	Cross section mm^2
Use group B				
upper level	300 V	16 A	26 - 12	-
lower level	300 V	20 A	26 - 12	-
Use group C				
upper level	300 V	16 A	26 - 12	-
lower level	300 V	20 A	26 - 12	-

UTTB 2,5-MT-P/P BU - Knife-disconnect terminal block



3044641

<https://www.phoenixcontact.com/sg/products/3044641>

Classifications

ECLASS

ECLASS-11.0	27141126
ECLASS-12.0	27141126
ECLASS-13.0	27250108

ETIM

ETIM 9.0	EC000902
----------	----------

UNSPSC

UNSPSC 21.0	39121400
-------------	----------

Environmental product compliance

EU RoHS

Fulfills EU RoHS substance requirements	Yes
Exemption	6(c)

China RoHS

Environment friendly use period (EFUP)	EFUP-50
	An article-related China RoHS declaration table can be found in the download area for the respective article under "Manufacturer declaration". For all articles with EFUP-E, no China RoHS declaration table issued and required.

EU REACH SVHC

REACH candidate substance (CAS No.)	Lead(CAS: 7439-92-1)
SCIP	73779f43-9d9e-4f24-8bf3-63b06b786436