


UTT 4-L/N - Feed-through terminal block



3044788

<https://www.phoenixcontact.com/us/products/3044788>

Please be informed that the data shown in this PDF document is generated from our online catalog. Please find the complete data in the user documentation. Our general terms of use for downloads are valid.



Feed-through terminal block, nom. voltage: 800 V, nominal current: 30 A, connection method: Screw connection, Rated cross section: 4 mm², cross section: 0.14 mm² - 6 mm², mounting type: NS 35/7,5, NS 35/15, color: gray

Commercial data

Item number	3044788
Packing unit	50 pc
Minimum order quantity	50 pc
Sales key	BE01
Product key	BE1114
GTIN	4017918997113
Weight per piece (including packing)	20.052 g
Weight per piece (excluding packing)	20.042 g
Customs tariff number	85369010
Country of origin	PL

UTTB 4-L/N - Feed-through terminal block



3044788

<https://www.phoenixcontact.com/us/products/3044788>

Technical data

Product properties

Product type	Multi-level terminal block
Number of connections	4
Number of rows	2

Electrical properties

Maximum power dissipation for nominal condition	1.02 W
---	--------

Connection data

Number of connections per level	2
Nominal cross section	4 mm ²

Level 1+2

Screw thread	M3
Tightening torque	0.6 ... 0.8 Nm
Stripping length	9 mm
Internal cylindrical gage	A4
Connection in acc. with standard	IEC 60947-7-1
Conductor cross section rigid	0.14 mm ² ... 6 mm ²
Cross section AWG	26 ... 10 (converted acc. to IEC)
Conductor cross section flexible	0.14 mm ² ... 6 mm ²
Conductor cross section, flexible [AWG]	26 ... 10 (converted acc. to IEC)
Conductor cross-section flexible (ferrule without plastic sleeve)	0.14 mm ² ... 4 mm ²
Flexible conductor cross section (ferrule with plastic sleeve)	0.14 mm ² ... 4 mm ²
2 conductors with same cross section, solid	0.14 mm ² ... 1.5 mm ²
2 conductors with same cross section, flexible	0.14 mm ² ... 1.5 mm ²
2 conductors with same cross section, flexible, with ferrule without plastic sleeve	0.14 mm ² ... 1.5 mm ²
2 conductors with the same cross section, flexible, with TWIN ferrule with plastic sleeve	0.5 mm ² ... 2.5 mm ²
Nominal current	30 A
Maximum load current	36 A (with 6 mm ² conductor cross section)
Nominal voltage	800 V
Nominal cross section	4 mm ²

Ex data

Rated data (ATEX/IECEx)

Identification	⊕ II 2 GD Ex eb IIC Gb
Operating temperature range	-60 °C ... 110 °C
Ex-certified accessories	3047293 D-UTTB 2,5/4 3047303 DP-UTTB 2,5/4 3047316 ATP-UTTB 2,5/4

UTTB 4-L/N - Feed-through terminal block



3044788

<https://www.phoenixcontact.com/us/products/3044788>

	1212587 SF-SL 0,6X3,5-100 S-VDE
	3022276 CLIPFIX 35-5
	3022218 CLIPFIX 35
List of bridges	Plug-in bridge / FBS 2-6 / 3030336
	Plug-in bridge / FBS 3-6 / 3030242
	Plug-in bridge / FBS 4-6 / 3030255
	Plug-in bridge / FBS 5-6 / 3030349
	Plug-in bridge / FBS 10-6 / 3030271
	Plug-in bridge / FBS 20-6 / 3030365
Bridge data	25.5 A / 4 mm ²
Ex temperature increase	40 K (28.5 A / 4 mm ²)
Rated voltage	440 V
for bridging with bridge	440 V
- At bridging between non-adjacent terminal blocks	275 V
- At bridging between non-adjacent terminal blocks via PE terminal block	275 V
- At cut-to-length bridging with cover	220 V
- At cut-to-length bridging with partition plate	176 V
Rated insulation voltage	400 V
output	(Permanent)

Ex level General

Rated current	25.5 A
Maximum load current	31.5 A

Ex connection data General

Torque range	0.6 Nm ... 0.8 Nm
Nominal cross section	4 mm ²
Rated cross section AWG	12
Connection capacity rigid	0.14 mm ² ... 6 mm ²
Connection capacity AWG	26 ... 10
Connection capacity flexible	0.14 mm ² ... 4 mm ²
Connection capacity AWG	26 ... 12
2 conductors with same cross section, solid	0.14 mm ² ... 1.5 mm ²
2 conductors with the same cross-section AWG rigid	26 ... 16
2 conductors with same cross section, stranded	0.14 mm ² ... 1.5 mm ²
2 conductors with the same cross-section AWG flexible	26 ... 16
output	(Permanent)

Ex level Level 1

Contact resistance	0.35 mΩ
output	(Permanent)

Ex level Level 2

Contact resistance	0.2 mΩ
--------------------	--------

UTT 4-L/N - Feed-through terminal block



3044788

<https://www.phoenixcontact.com/us/products/3044788>

Dimensions

Width	6.2 mm
End cover width	2.2 mm
Height	69.9 mm
Depth on NS 35/7,5	65 mm
Depth on NS 35/15	72.5 mm

Material specifications

Color	gray
Flammability rating according to UL 94	V0
Insulating material	PA
Temperature index of insulation material (DIN EN 60216-1 (VDE 0304-21))	125 °C
Relative insulation material temperature index (Elec., UL 746 B)	130 °C
Fire protection for rail vehicles (DIN EN 45545-2) R22	HL 1 - HL 3
Fire protection for rail vehicles (DIN EN 45545-2) R23	HL 1 - HL 3
Fire protection for rail vehicles (DIN EN 45545-2) R24	HL 1 - HL 3
Fire protection for rail vehicles (DIN EN 45545-2) R26	HL 1 - HL 3
Calorimetric heat release NFPA 130 (ASTM E 1354)	27,5 MJ/kg
Surface flammability NFPA 130 (ASTM E 162)	passed
Specific optical density of smoke NFPA 130 (ASTM E 662)	passed
Smoke gas toxicity NFPA 130 (SMP 800C)	passed

Mechanical properties

Mechanical data

Open side panel	Yes
-----------------	-----

Environmental and real-life conditions

Ambient conditions

Ambient temperature (operation)	-60 °C ... 110 °C (Operating temperature range incl. self-heating; for max. short-term operating temperature, see RTI Elec.)
Ambient temperature (storage/transport)	-25 °C ... 60 °C (for a short time, no longer than 24 h, -60°C to +70°C)
Ambient temperature (assembly)	-5 °C ... 70 °C
Ambient temperature (actuation)	-5 °C ... 70 °C
Permissible humidity (operation)	20 % ... 90 %
Permissible humidity (storage/transport)	30 % ... 70 %

Standards and regulations

Connection in acc. with standard	IEC 60947-7-1
----------------------------------	---------------

Mounting

Mounting type	NS 35/7,5
	NS 35/15

UTT 4-L/N - Feed-through terminal block





3044788

<https://www.phoenixcontact.com/us/products/3044788>


Approvals

To download certificates, visit the product detail page: <https://www.phoenixcontact.com/us/products/3044788>

 CSA Approval ID: 13631				
	Nominal voltage U_N	Nominal current I_N	Cross section AWG	Cross section mm^2
Use group B	300 V	30 A	26 - 10	-
Use group C	300 V	30 A	26 - 10	-
Use group D	600 V	5 A	26 - 10	-

 cUL Recognized Approval ID: FILE E 60425				
	Nominal voltage U_N	Nominal current I_N	Cross section AWG	Cross section mm^2
Use group B	300 V	30 A	26 - 10	-
Use group C	300 V	30 A	26 - 10	-
Use group D	600 V	5 A	26 - 10	-

 EAC Approval ID: RU C-DE.BL08.B.00534				
---	--	--	--	--

 cULus Recognized Approval ID: E60425				
	Nominal voltage U_N	Nominal current I_N	Cross section AWG	Cross section mm^2
Use group B	300 V	30 A	26 - 10	-
Multi-conductor connection	300 V	30 A	26 - 14	-
Use group C	300 V	30 A	26 - 10	-
Multi-conductor connection	300 V	30 A	26 - 14	-
Use group D	600 V	5 A	26 - 10	-
Multi-conductor connection	600 V	5 A	26 - 14	-

UTTB 4-L/N - Feed-through terminal block



3044788

<https://www.phoenixcontact.com/us/products/3044788>



ATEX

Approval ID: KEMA06ATEX0017U



IECEX

Approval ID: IECEX KEM 06.0013U



CCC

Approval ID: 2020322313000622



UKCA-EX

Approval ID: DEKRA 21UKEX0305U

UTTB 4-L/N - Feed-through terminal block



3044788

<https://www.phoenixcontact.com/us/products/3044788>

Classifications

ECLASS

ECLASS-11.0	27141120
ECLASS-13.0	27250102

ETIM

ETIM 9.0	EC000897
----------	----------

UNSPSC

UNSPSC 21.0	39121400
-------------	----------

UTTB 4-L/N - Feed-through terminal block



3044788

<https://www.phoenixcontact.com/us/products/3044788>

Environmental product compliance

REACH SVHC	Lead 7439-92-1
China RoHS	Environmentally Friendly Use Period = 50 years
	For information on hazardous substances, refer to the manufacturer's declaration available under "Downloads"

Phoenix Contact 2024 © - all rights reserved

<https://www.phoenixcontact.com>

Phoenix Contact USA
586 Fulling Mill Road
Middletown, PA 17057, United States
(+717) 944-1300
info@phoenixcon.com