

Step switch - RS20-US-S0241-0204-014H-001 - 3069716

Please be informed that the data shown in this PDF Document is generated from our Online Catalog. Please find the complete data in the user's documentation. Our General Terms of Use for Downloads are valid (<http://phoenixcontact.com/download>)




Step switch, with 0 position, connection method: Screw connection, number of positions: 1, function: Four steps, switching zones: 1, switching program number: S0241, rated continuous current: 20 A, voltage: 690 V

Why buy this product

- ✓ The compact rotary switch is designed for use in energy technology applications with the available switching programs
- ✓ The use of high-quality materials results in a long mechanical and electrical service life
- ✓ Comprehensive approvals ensure international use
- ✓ High level of safety thanks to non-conductive plastic parts
- ✓ The terminal points are designed in such a way that shock protection according to BGV A2 is ensured
- ✓ The rotary switch is free from cadmium and compliant with the RoHS directive

RoHS

Key Commercial Data

Packing unit	1 STK
GTIN	 4 046356 785273
GTIN	4046356785273
Weight per Piece (excluding packing)	100.000 g
Custom tariff number	85365080
Country of origin	Austria

Technical data

General

Number of connections	4
Color	silver/black
Rotary switch function	Four steps
Switching program number	S0241

Step switch - RS20-US-S0241-0204-014H-001 - 3069716

Technical data

General

Switching angle	60 °
Rated continuous current	20 A
Maximum load current	20 A
Rated surge voltage	6 kV
Rated insulation voltage	690 V (Valid for networks with grounded neutral point, overvoltage category III, degree of pollution 3)
Rated operating current according to AC-15 (switching of solenoid drives, contactors, valves, pulling electromagnets)	5 A (220 - 240 V)
	4 A (380 - 440 V)
Rated operating current according to AC-21A (switching of ohmic loads including small overloads)	20 A
Rated operating current according to AC-22A (switching of mixed ohmic and inductive loads, including small overloads)	20 A (220 - 500 V)
	20 A (660 - 690 V)
Switching power according to AC-3 (squirrel-cage motors: direct starting, switching off motors during operation, star-delta startup (CH16B))	3 kW (220 - 240 V; 3-phase, 3-pos.)
	5.5 kW (380 - 440 V; 3-phase, 3-pos.)
	5.5 kW (500 V; 3-phase, 3-pos.)
	5.5 kW (660 - 690 V; 3-phase, 3-pos.)
	0.6 kW (110 - 120 V; 1-phase, 2-pos.)
	2.2 kW (220 - 240 V; 1-phase, 2-pos.)
	3 kW (380 - 440 V; 1-phase, 2-pos.)
Switching power according to AC-4 (squirrel-cage motors: starting, reversing, plugging, inching)	0.55 kW (220 - 240 V; 3-phase, 3-pos.)
	1.5 kW (380 - 440 V; 3-phase, 3-pos.)
	1.5 kW (500 V; 3-phase, 3-pos.)
	1.5 kW (660 - 690 V; 3-phase, 3-pos.)
	0.3 kW (110 - 120 V; 1-phase, 2-pos.)
	0.75 kW (220 - 240 V; 1-phase, 2-pos.)
	1.5 kW (380 - 440 V; 1-phase, 2-pos.)
Switching power according to AC-23A (frequent switching of motors or other highly inductive loads)	3.7 kW (220 - 240 V; 3-phase, 3-pos.)
	7.5 kW (380 - 440 V; 3-phase, 3-pos.)
	7.5 kW (500 V; 3-phase, 3-pos.)
	7.5 kW (660 - 690 V; 3-phase, 3-pos.)
	0.75 kW (110 - 120 V; 1-phase, 2-pos.)
	2.5 kW (220 - 240 V; 1-phase, 2-pos.)
	3.7 kW (380 - 440 V; 1-phase, 2-pos.)
Breaking capacity	150 A (220 - 240 V)

Step switch - RS20-US-S0241-0204-014H-001 - 3069716

Technical data

General

	150 A (380 - 440 V)
	80 A (660 - 690 V)
Maximum power dissipation for nominal condition	0.9 W
Ambient temperature (operation)	-35 °C ... 55 °C (Open, at 100% load, with peaks up to 60°C)
Short-circuit resistance I _p with max. backup fuse	25 A (gL/gG characteristics)
Rated short-time current resistance	140 A (1 s current)

Dimensions

Width	48 mm
Length	62.5 mm
Height	48 mm
Hole diameter	7 mm
Height	29 mm
Installation depth	33.5 mm

Ambient conditions

Ambient temperature (operation)	-35 °C ... 55 °C (Open, at 100% load, with peaks up to 60°C)
---------------------------------	--

Connection data

Conductor cross section solid min.	0.5 mm ²
Conductor cross section solid max.	2.5 mm ²
Conductor cross section AWG min.	20
Conductor cross section AWG max.	14
Conductor cross section flexible min.	0.75 mm ²
Conductor cross section flexible max.	2.5 mm ²
Min. AWG conductor cross section, flexible	18
Max. AWG conductor cross section, flexible	14
Conductor cross section / stranded with ferrule without plastic sleeve min.	2.5 mm ²
Conductor cross section / stranded with ferrule without plastic sleeve max.	2.5 mm ²
Conductor cross section / stranded with ferrule with plastic sleeve min.	1.5 mm ²
Conductor cross section / stranded, with ferrule with plastic sleeve max.	1.5 mm ²
2 conductors with same cross section, solid min.	0.5 mm ²
2 conductors with same cross section, solid max.	2.5 mm ²
Two conductors with the same cross section, AWG solid min.	20
Two conductors with the same cross section, AWG solid max.	14
2 conductors with same cross section, stranded min.	0.75 mm ²
2 conductors with same cross section, stranded max.	2.5 mm ²
Two conductors with the same cross section, AWG stranded, min.	18
Two conductors with the same cross section, AWG stranded, max.	14

Step switch - RS20-US-S0241-0204-014H-001 - 3069716

Technical data

Connection data

2 conductors with the same cross section/stranded, with ferrule and without plastic sleeve, minimum	2.5 mm²
2 conductors with the same cross section/stranded, with ferrule and without plastic sleeve, maximum	2.5 mm²
2 conductors with the same cross section/stranded, with ferrule and plastic sleeve, minimum	1.5 mm²
2 conductors with the same cross section/stranded, with ferrule and plastic sleeve, maximum	1.5 mm²

Standards and Regulations

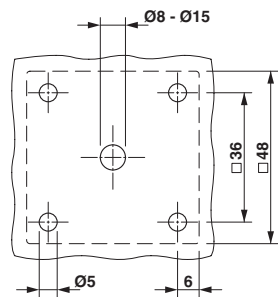
Flammability rating according to UL 94	V0
--	----

Environmental Product Compliance

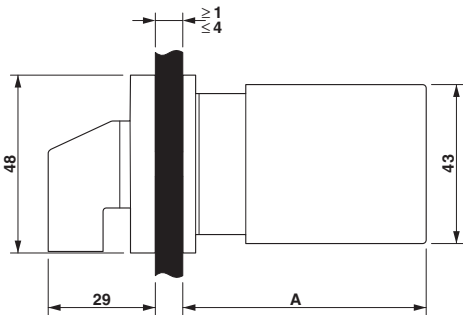
China RoHS	Environmentally friendly use period: unlimited = EFUP-e
	No hazardous substances above threshold values

Drawings

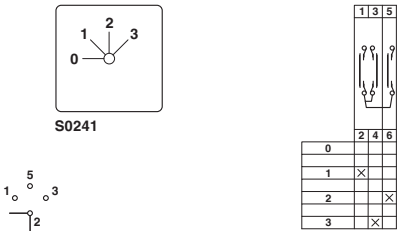
Drilling diagram



Dimensional drawing



Circuit diagram



Step switch - RS20-US-S0241-0204-014H-001 - 3069716

Classifications

eCl@ss

eCl@ss 4.0	27141111
eCl@ss 4.1	27141111
eCl@ss 5.0	27141133
eCl@ss 5.1	27141133
eCl@ss 6.0	27141133
eCl@ss 7.0	27141133
eCl@ss 8.0	27144016
eCl@ss 9.0	27144016

ETIM

ETIM 3.0	EC001121
ETIM 4.0	EC002498
ETIM 5.0	EC002611

UNSPSC

UNSPSC 6.01	30211811
UNSPSC 7.0901	39121410
UNSPSC 11	39121410
UNSPSC 12.01	39121410
UNSPSC 13.2	39122207

Approvals


Approvals

Approvals

UL Listed / cUL Listed / EAC / cULus Listed

Ex Approvals


Approval details

UL Listed		http://database.ul.com/cgi-bin/XYV/template/LISEXT/1FRAME/index.htm	FILE E 357353
mm²/AWG/kcmil	20-12		

Step switch - RS20-US-S0241-0204-014H-001 - 3069716

Approvals

Nominal current I _N	20 A
Nominal voltage U _N	300 V

cUL Listed		http://database.ul.com/cgi-bin/XYV/template/LISEXT/1FRAME/index.htm	FILE E 357353
mm²/AWG/kcmil		20-12	
Nominal current I _N		20 A	
Nominal voltage U _N		300 V	

EAC		EAC-Zulassung
-----	---	---------------

cULus Listed	
--------------	---

Accessories

Accessories

Device marking

Label - EML-RS (45,7X45,7)R SR - 0803187



Label, roll, silver/glossy, unmarked, can be marked with: THERMOMARK ROLL, THERMOMARK X, THERMOMARK S1.1, mounting type: adhered/inserted

Label - EML-RS (45,7X45,7)R - 0803387



Label, roll, white, unmarked, can be marked with: THERMOMARK ROLL, THERMOMARK X, THERMOMARK S1.1, mounting type: adhered/inserted

