

3270091
<https://www.phoenixcontact.com/us/products/3270091>

Please be informed that the data shown in this PDF document is generated from our online catalog. Please find the complete data in the user documentation. Our general terms of use for downloads are valid.



Disconnect terminal block, The max. load current must not be exceeded by the total current of all connected conductors.
Current and voltage are determined by the plug used., nom. voltage: 400 V, Thermal continuous current I_{th} : 20 A, connection method: Push-in connection, Rated cross section: 2.5 mm², cross section: 0.14 mm² - 4 mm², mounting: NS 35/7,5, NS 35/15, color: gray

Your advantages

- In addition to the testing option in the double function shaft, all terminal blocks provide an additional test pick-off
- The compact design and front connection enable wiring in a confined space

- The Push-in connection terminal blocks are characterized by the system features of the CLIPLINE complete system and by easy and tool-free wiring of conductors with ferrules or solid conductors

Commercial data

| | |
|--------------------------------------|--------------------|
| Item number | 3270091 |
| Packing unit | 50 pc |
| Minimum order quantity | 50 pc |
| Sales key | BE22 |
| Product key | BE2232 |
| Catalog page | Page 75 (C-1-2019) |
| GTIN | 4046356959940 |
| Weight per piece (including packing) | 8.816 g |
| Weight per piece (excluding packing) | 8.1 g |
| Customs tariff number | 85369010 |
| Country of origin | CN |

PTC 2,5-TWIN-TG - Disconnect terminal block



3270091

<https://www.phoenixcontact.com/us/products/3270091>

Technical data

Notes

| | |
|---------|--|
| General | The max. load current must not be exceeded by the total current of all connected conductors. Current and voltage are determined by the plug used. |
|---------|--|

General

| | |
|------|---|
| Note | Current and voltage are determined by the component used. |
|------|---|

Product properties

| | |
|-----------------------|---------------------------|
| Product type | Disconnect terminal block |
| Product family | PTC |
| Number of connections | 3 |
| Number of rows | 1 |
| Potentials | 1 |

Data management status

| | |
|------------------|----|
| Article revision | 02 |
|------------------|----|

Insulation characteristics

| | |
|----------------------|-----|
| Overvoltage category | III |
| Degree of pollution | 3 |

Electrical properties

| | |
|---|--------|
| Rated surge voltage | 6 kV |
| Maximum power dissipation for nominal condition | 0.77 W |

Connection data

| | |
|---|---|
| Number of connections per level | 3 |
| Nominal cross section | 2.5 mm ² |
| Stripping length | 8 mm ... 10 mm |
| Internal cylindrical gage | A3 |
| Connection in acc. with standard | IEC 60947-7-1 |
| Conductor cross section rigid | 0.14 mm ² ... 4 mm ² |
| Cross section AWG | 26 ... 12 (converted acc. to IEC) |
| Conductor cross section flexible | 0.14 mm ² ... 2.5 mm ² |
| Conductor cross section, flexible [AWG] | 26 ... 14 (converted acc. to IEC) |
| Conductor cross-section flexible (ferrule without plastic sleeve) | 0.14 mm ² ... 2.5 mm ² |
| Flexible conductor cross section (ferrule with plastic sleeve) | 0.14 mm ² ... 2.5 mm ² |
| 2 conductors with the same cross section, flexible, with TWIN ferrule with plastic sleeve | 0.5 mm ² |
| Thermal continuous current I _{th} | 20 A |
| Maximum load current | 20 A (with 4 mm ² conductor cross section) |
| Nominal voltage | 400 V |
| Nominal cross section | 2.5 mm ² |

PTC 2,5-TWIN-TG - Disconnect terminal block



3270091

<https://www.phoenixcontact.com/us/products/3270091>

Connection cross sections directly pluggable

| | |
|---|----------------------|
| Conductor cross section rigid | 0.34 mm² ... 4 mm² |
| Conductor cross-section flexible (ferrule without plastic sleeve) | 0.34 mm² ... 2.5 mm² |
| Flexible conductor cross section (ferrule with plastic sleeve) | 0.34 mm² ... 2.5 mm² |

Ex data

| | |
|--------|-------------|
| output | (Permanent) |
|--------|-------------|

Ex connection data

| | |
|--|----|
| Single conductor/terminal point, flexible, with ferrule, without plastic sleeve, AWG | 12 |
|--|----|

Dimensions

| | |
|--------------------|---------|
| Width | 5.2 mm |
| End cover width | 2.2 mm |
| Height | 67.8 mm |
| Depth on NS 35/7,5 | 36.5 mm |
| Depth on NS 35/15 | 44 mm |

Material specifications

| | |
|--|-----------------|
| Color | gray (RAL 7042) |
| Flammability rating according to UL 94 | V0 |
| Insulating material group | I |
| Insulating material | PA |
| Static insulating material application in cold | -60 °C |
| Relative insulation material temperature index (Elec., UL 746 B) | 130 °C |
| Fire protection for rail vehicles (DIN EN 45545-2) R22 | HL 1 - HL 3 |
| Fire protection for rail vehicles (DIN EN 45545-2) R23 | HL 1 - HL 3 |
| Fire protection for rail vehicles (DIN EN 45545-2) R24 | HL 1 - HL 3 |
| Fire protection for rail vehicles (DIN EN 45545-2) R26 | HL 1 - HL 3 |
| Surface flammability NFPA 130 (ASTM E 162) | passed |
| Specific optical density of smoke NFPA 130 (ASTM E 662) | passed |
| Smoke gas toxicity NFPA 130 (SMP 800C) | passed |

Electrical tests

Surge voltage test

| | |
|-----------------------|-------------|
| Test voltage setpoint | 7.3 kV |
| Result | Test passed |

Temperature-rise test

| | |
|--------------------------------------|--------------------------------|
| Requirement temperature-rise test | Increase in temperature ≤ 45 K |
| Result | Test passed |
| | Test passed |
| Short-time withstand current 2.5 mm² | 0.3 kA |
| Result | Test passed |

PTC 2,5-TWIN-TG - Disconnect terminal block



3270091

<https://www.phoenixcontact.com/us/products/3270091>

Power-frequency withstand voltage

| | |
|-----------------------|-------------|
| Test voltage setpoint | 1.89 kV |
| Result | Test passed |

Mechanical properties

Mechanical data

| | |
|-----------------|-----|
| Open side panel | Yes |
|-----------------|-----|

Mechanical tests

Mechanical strength

| | |
|--------|-------------|
| Result | Test passed |
|--------|-------------|

Attachment on the carrier

| | |
|-------------------------|-------------|
| DIN rail/fixing support | NS 35 |
| Test force setpoint | 1 N |
| Result | Test passed |

Test for conductor damage and slackening

| | |
|--------------------------------|-------------------------------|
| Rotation speed | 10 (+/- 2) rpm |
| Revolutions | 135 |
| Conductor cross section/weight | 0.14 mm ² / 0.2 kg |
| | 2.5 mm ² / 0.7 kg |
| | 4 mm ² / 0.9 kg |
| Result | Test passed |

Environmental and real-life conditions

Aging

| | |
|--------------------|-------------|
| Temperature cycles | 192 |
| Result | Test passed |

Needle-flame test

| | |
|------------------|-------------|
| Time of exposure | 30 s |
| Result | Test passed |

Oscillation/broadband noise

| | |
|------------------------|--|
| Specification | DIN EN 50155 (VDE 0115-200):2022-06 |
| Spectrum | Service life test category 2, bogie-mounted |
| Frequency | $f_1 = 5 \text{ Hz}$ to $f_2 = 250 \text{ Hz}$ |
| ASD level | 6.12 (m/s ²) ² /Hz |
| Acceleration | 3.12g |
| Test duration per axis | 5 h |
| Test directions | X-, Y- and Z-axis |
| Result | Test passed |

Shocks

PTC 2,5-TWIN-TG - Disconnect terminal block



3270091

<https://www.phoenixcontact.com/us/products/3270091>

| | |
|--------------------------------|-------------------------------------|
| Specification | DIN EN 50155 (VDE 0115-200):2008-03 |
| Pulse shape | Half-sine |
| Acceleration | 5g |
| Shock duration | 30 ms |
| Number of shocks per direction | 3 |
| Test directions | X-, Y- and Z-axis (pos. and neg.) |
| Result | Test passed |

Ambient conditions

| | |
|--|--|
| Ambient temperature (operation) | -60 °C ... 110 °C (Operating temperature range incl. self-heating; for max. short-term operating temperature, see RTI Elec.) |
| Ambient temperature (storage/transport) | -25 °C ... 60 °C (for a short time, not exceeding 24 h, -60 °C to +70 °C) |
| Ambient temperature (assembly) | -5 °C ... 70 °C |
| Ambient temperature (actuation) | -5 °C ... 70 °C |
| Permissible humidity (operation) | 20 % ... 90 % |
| Permissible humidity (storage/transport) | 30 % ... 70 % |

Standards and regulations

| | |
|----------------------------------|---------------|
| Connection in acc. with standard | IEC 60947-7-1 |
|----------------------------------|---------------|

Mounting

| | |
|---------------|-----------|
| Mounting type | NS 35/7,5 |
| | NS 35/15 |

PTC 2,5-TWIN-TG - Disconnect terminal block

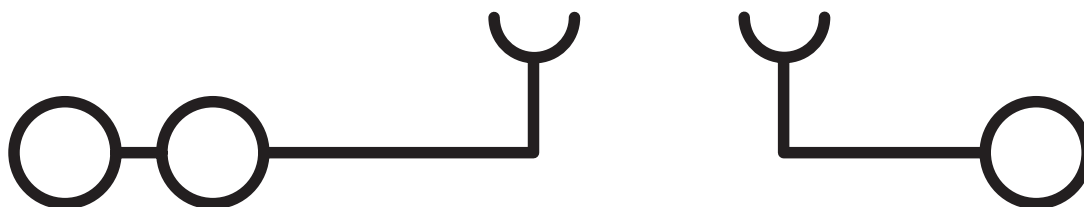


3270091

<https://www.phoenixcontact.com/us/products/3270091>

Drawings

Circuit diagram



PTC 2,5-TWIN-TG - Disconnect terminal block




3270091


<https://www.phoenixcontact.com/us/products/3270091>

Approvals

To download certificates, visit the product detail page: <https://www.phoenixcontact.com/us/products/3270091>




CSA
Approval ID: 13631




EAC
Approval ID: RU C-DE.BL08.B.00644



cULus Recognized
Approval ID: E60425



cULus Recognized
Approval ID: E60425



cULus Recognized
Approval ID: E60425

PTC 2,5-TWIN-TG - Disconnect terminal block



3270091

<https://www.phoenixcontact.com/us/products/3270091>

Classifications

ECLASS

| | |
|-------------|----------|
| ECLASS-11.0 | 27141126 |
| ECLASS-12.0 | 27141126 |
| ECLASS-13.0 | 27250108 |

ETIM

| | |
|----------|----------|
| ETIM 9.0 | EC000902 |
|----------|----------|

UNSPSC

| | |
|-------------|----------|
| UNSPSC 21.0 | 39121400 |
|-------------|----------|

3270091
<https://www.phoenixcontact.com/us/products/3270091>

Environmental product compliance

| | |
|---|--|
| EU RoHS | |
| Fulfills EU RoHS substance requirements | Yes, No exemptions |
| China RoHS | |
| Environment friendly use period (EFUP) | EFUP-E |
| | No hazardous substances above the limits |
| EU REACH SVHC | |
| REACH candidate substance (CAS No.) | No substance above 0.1 wt% |

Phoenix Contact 2024 © - all rights reserved
<https://www.phoenixcontact.com>

Phoenix Contact USA
586 Fulling Mill Road
Middletown, PA 17057, United States
(+717) 944-1300
info@phoenixcon.com