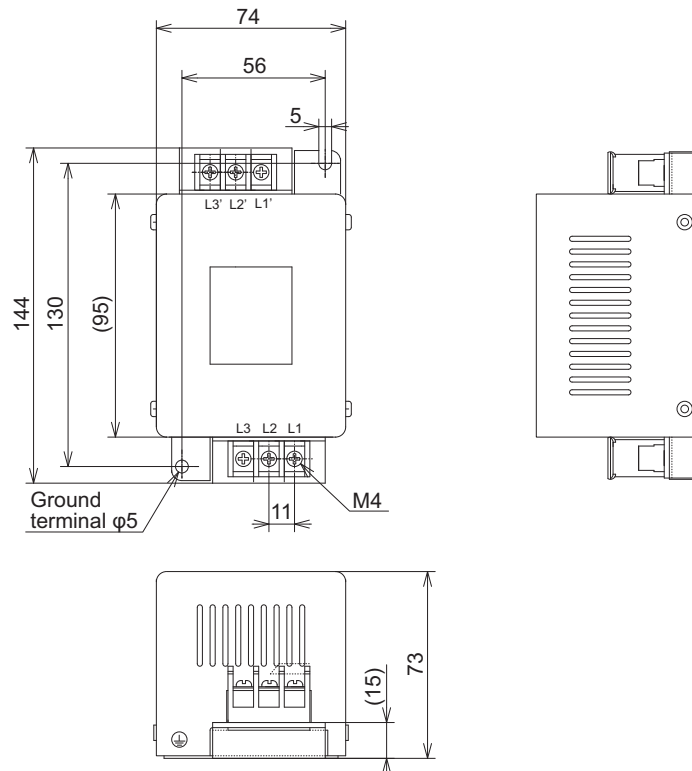


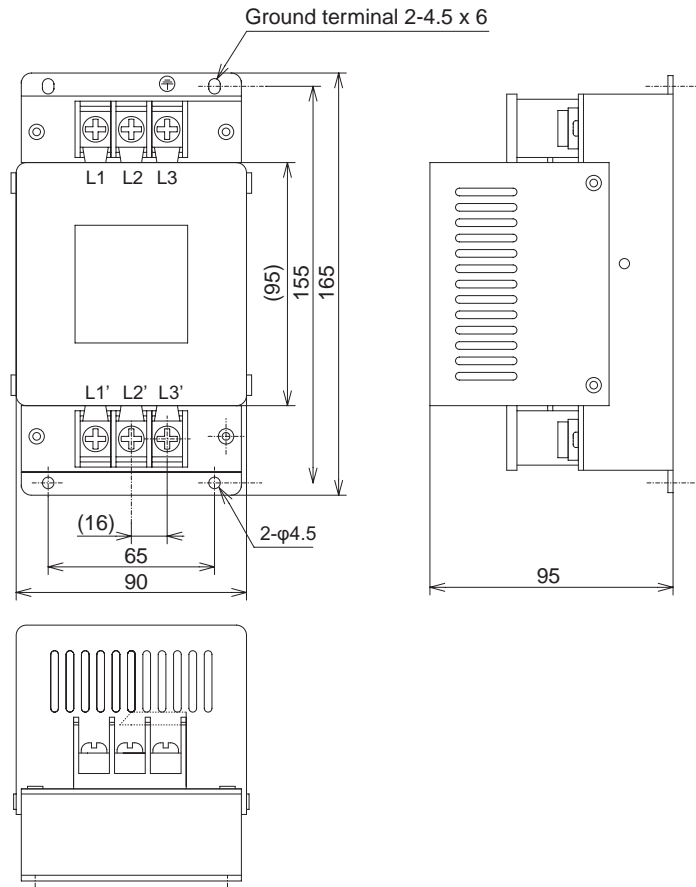
## 12-10-2 External Dimensions

### 3G3AX-EFI41/EFI42

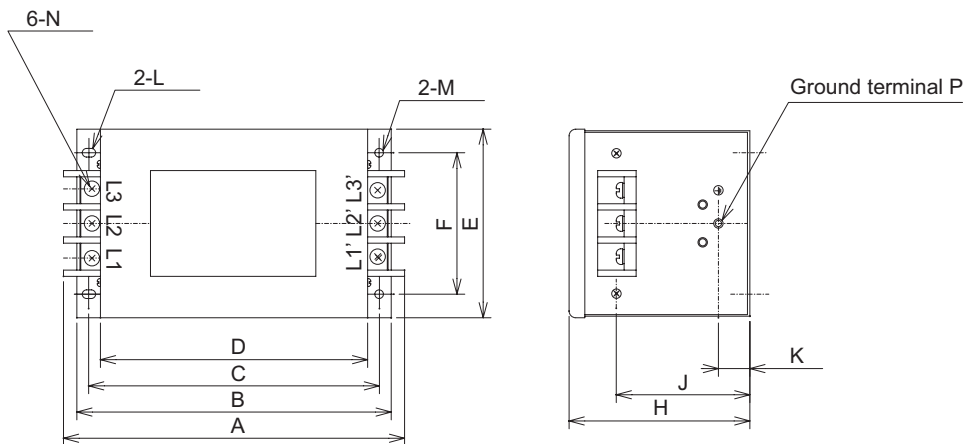
Model	Case, enclosure rating	Screw size	Wire size	Weight [kg]
3G3AX-EFI41	Plastic, IP00	M4	1.25 mm <sup>2</sup> , 2 mm <sup>2</sup>	0.7
3G3AX-EFI42			2 mm <sup>2</sup>	0.7
3G3AX-EFI43		M5	2 mm <sup>2</sup> , 3.5 mm <sup>2</sup>	1.0
3G3AX-EFI44			5.5 mm <sup>2</sup>	1.3
3G3AX-EFI45			8 mm <sup>2</sup>	1.4
3G3AX-EFI46	Metal, IP00	M6	14 mm <sup>2</sup>	2.9
3G3AX-EFI47			14 mm <sup>2</sup>	3.0
3G3AX-EFI48			22 mm <sup>2</sup>	3.6
3G3AX-EFI49		M8	30 mm <sup>2</sup> , 38 mm <sup>2</sup>	4.3
3G3AX-EFI4A			38 mm <sup>2</sup> , 60 mm <sup>2</sup>	9.0
3G3AX-EFI4B			100 mm <sup>2</sup> or 38 mm <sup>2</sup> , 2 wires parallel	16.0



**3G3AX-EFI43/EFI44/EFI45**

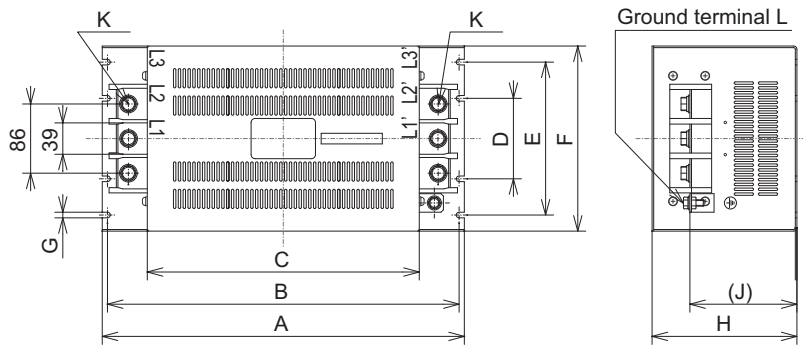


**3G3AX-EFI46/EFI47/EFI48/EFI49/EFI4A**



Model	Dimensions [mm]												
	A	B	C	D	E	F	H	J	K	L	M	N	P
3G3AX-EFI46	217	220	185	170	120	90	115	85	20	R2.75, Length 7	5.5 dia.	M6	M4
3G3AX-EFI47													
3G3AX-EFI48													
3G3AX-EFI49	254	230	215	200	150	120	115	80	30	R3.25, Length 8	6.5 dia.	M8	M6
3G3AX-EFI4A	314	300	280	260	200	170	130	90	35	R3.25, Length 8	6.5 dia.	M8	M6

### 3G3AX-EFI4B



Model	Dimensions [mm]										
	A	B	C	D	E	F	G	H	J	K	L
3G3AX-EFI4B	450	430	338	100	190	230	7	180	(133)	M10	M8

### 12-10-3 Connection Example

