



SENTRON, Switch disconnecter 3LD, emergency switching-off switch, 4-pole, Iu: 16 A, operating power / at AC-23 A 400 V: 7.5 kW, floor mounting with door coupling, rotary operating mechanism, Red / yellow, central mounting 22.5 mm of the handle

Model	
product brand name	SENTRON
product designation	3LD Switch disconnecter
design of the product	EMERGENCY-STOP switch
display version for switch position indicator manual operation	1 ON - 0 OFF
type of switch	Floor mounting with door coupling
design of the actuating element	Short rotary knob
color of the actuating element	red
design of handle	rotary operating mechanism, red/yellow
type of the driving mechanism motor drive	No
General technical data	
number of poles	4
size of switch disconnecter	1
mechanical service life (operating cycles) typical	100 000
electrical endurance (operating cycles)	
• at AC-23 A at 690 V	6 000
operating frequency maximum	50 1/h
degree of pollution	3
Voltage	
insulation voltage rated value	690 V
surge voltage resistance rated value	6 kV
operating voltage	
• at AC rated value	690 V
operating frequency rated value	
• minimum	50 Hz
• maximum	60 Hz
Protection class	
protection class IP	IP65
degree of protection NEMA rating	1, 3R, 4X, 12
protection class IP on the front	IP65
Dissipation	
power loss [W] for rated value of the current at AC in hot operating state per pole	0.5 W
Current	
operational current rated value	16 A
operational current	
• at 40 °C rated value	16 A
• at 45 °C rated value	16 A
• at 50 °C rated value	16 A
• at 55 °C rated value	16 A

• at AC rated value	16 A
Main circuit	
operational current	
• at AC-21 at 690 V rated value	16 A
• at AC-21 A at 240 V rated value	16 A
• at AC-21 A at 400 V rated value	16 A
• at AC-21 A at 440 V rated value	16 A
• at AC-23 A at 400 V rated value	16 A
operating power	
• at AC-23 A at 240 V rated value	4 kW
• at AC-23 A at 400 V rated value	8 kW
• at AC-23 A at 440 V rated value	7.5 kW
• at AC-23 A at 690 V rated value	8 kW
• at AC-3 at 240 V rated value	3 kW
• at AC-3 at 400 V rated value	6 kW
• at AC-3 at 690 V rated value	5.5 kW
Auxiliary circuit	
number of CO contacts for auxiliary contacts	0
number of NC contacts for auxiliary contacts	0
number of NO contacts for auxiliary contacts	0
operating voltage of auxiliary contacts at AC maximum	500 V
continuous current of the auxiliary contact rated value	10 A
insulation voltage of the auxiliary switch rated value	500 V
Suitability	
suitability for use	
• main switch	Yes
• switch disconnecter	Yes
• EMERGENCY OFF switch	Yes
• safety switch	Yes
• maintenance/repair switch	Yes
Product details	
product feature can be locked into OFF position	Yes
accessories	
product extension optional	
• motor drive	No
• voltage trigger	No
number of connectable NC contacts for auxiliary contacts attachable maximum	2
number of connectable NO contacts for auxiliary contacts attachable maximum	3
number of connectable CO contacts for auxiliary contacts attachable maximum	0
number of bracket locks maximum	3
hasp thickness of the bracket locks	4 ... 8 mm
Short circuit	
conditional short-circuit current with line-side fuse protection	
• at 690 V by gG fuse rated value	50 kA
let-through current with closed switch	
• at 240 V for combination switch + gG fuse maximum	3 kA
• at 440 V for combination switch + gG fuse maximum	3 kA
• at 690 V for combination switch + gG fuse maximum permissible	3 kA
I ² t value with closed switch	
• at 240 V for combination switch + gG fuse maximum	2.5 kA ² .s
• at 440 V for combination switch + gG fuse maximum	2.5 kA ² .s
• at 690 V for combination switch + gG fuse maximum	3 kA ² .s
design of the fuse link	
• for short-circuit protection of the main circuit required	fuse gL/gG: 20 A
• for short-circuit protection of the auxiliary switch required	fuse gL/gG: 10 A
operational current of upstream fuse rated value	20 A

according UL	
operational current at AC according to UL 508/UL 60947-4-1 rated value	16 A
operating voltage at AC at 50/60 Hz according to UL 508/UL 60947-4-1 rated value	600 V
active power [hp] at AC at 480 V according to UL 508/UL 60947-4-1 rated value	7.5
active power [hp] at AC at 600 V according to UL 508/UL 60947-4-1 rated value	10
short-time withstand current (SCCR) at 600 V according to UL 508/UL 60947-4-1	5 kA
continuous current of upstream fuse according to UL rated value	50 A
type of fuse according to UL	RK5
Connections	
AWG number as coded connectable conductor cross section solid	
• maximum	10
• minimum	18
type of connectable conductor cross-sections for copper conductor	
• solid	1x (1...6mm ²)
• finely stranded with core end processing	1x (1...4mm ²)
• stranded	1x (1..6mm ²)
type of connectable conductor cross-sections for auxiliary contacts	
• solid	lateral auxiliary switch 2x (0,75 ... 2,5mm ²), 1x 4mm ² ; front auxiliary switch 1x (0,75 ... 2,5mm ²)
• finely stranded with core end processing	lateral auxiliary switch 2x (0,75 ... 1,5mm ²), 1x 2,5mm ² ; front auxiliary switch 1x 2,5mm ²
• stranded	lateral auxiliary switch 2x (0,75 ... 2,5mm ²), 1x 4mm ² ; front auxiliary switch 1x (0,75 ... 2,5mm ²)
type of electrical connection	
• for main current circuit	box terminal
• for auxiliary contacts	connection terminals
Mechanical Design	
height	84 mm
width	67 mm
depth	451.5 mm
type of device	fixed mounting
fastening method	Built-in unit fixed-mounted version
fastening method	
• 4-hole front mounting	No
• front mounting with central attachment	Yes
• rail mounting	Yes
net weight	441 g
Environmental conditions	
ambient temperature during operation	
• minimum	-25 °C
• maximum	55 °C
ambient temperature during storage	
• minimum	-25 °C
• maximum	55 °C
General Product Approval	



[Confirmation](#)



[Miscellaneous](#)

General Product Approval	Declaration of Conformity	Test Certificates	Marine / Shipping
--------------------------	---------------------------	-------------------	-------------------



EG-Konf.

[Special Test Certificate](#)



LRS



other

[Miscellaneous](#)

[Environmental Confirmations](#)

Further information

Information on the packaging

<https://support.industry.siemens.com/cs/ww/en/view/109813875>

Information- and Downloadcenter (Catalogs, Brochures,...)

<http://www.siemens.com/lowvoltage/catalogs>

Industry Mall (Online ordering system)

<https://mall.industry.siemens.com/mall/en/en/Catalog/product?mlfb=3LD2044-1TL53>

Service&Support (Manuals, Certificates, Characteristics, FAQs,...)

<https://support.industry.siemens.com/cs/ww/en/ps/3LD2044-1TL53>

Image database (product images, 2D dimension drawings, 3D models, device circuit diagrams, ...)

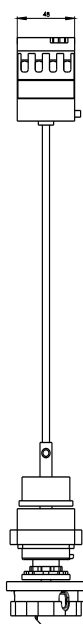
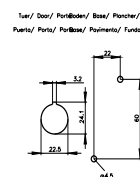
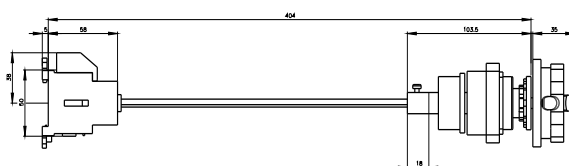
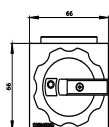
http://www.automation.siemens.com/bilddb/cax_en.aspx?mlfb=3LD2044-1TL53

CAX-Online-Generator

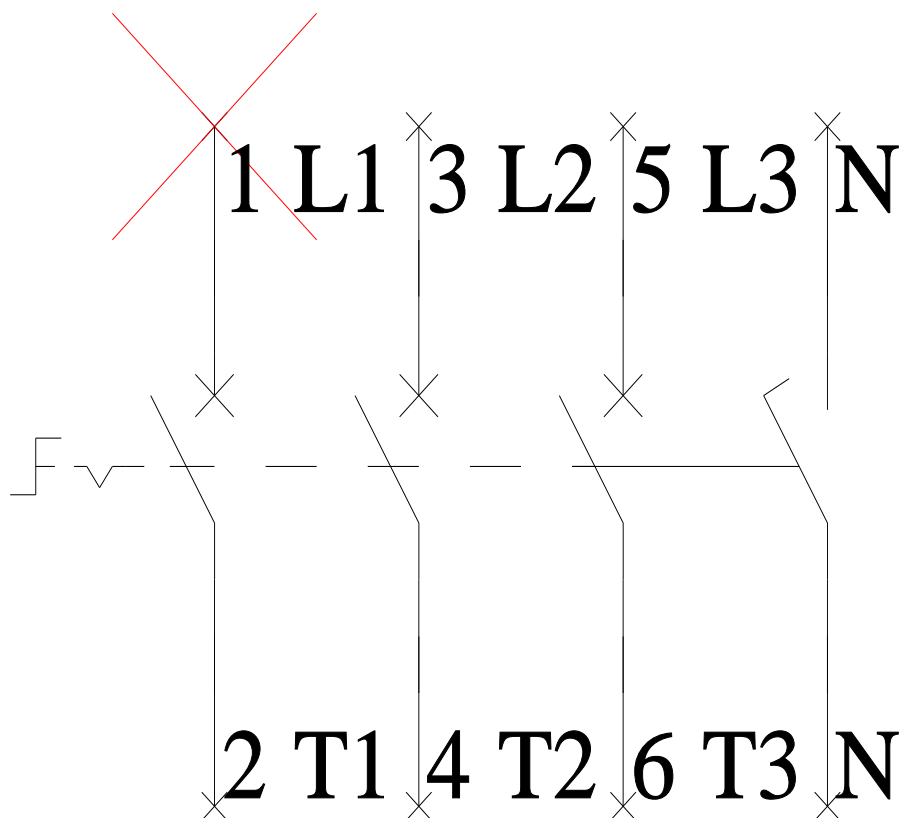
<http://www.siemens.com/cax>

Tender specifications

<http://www.siemens.com/specifications>



-Q1



-CI

