






Fuseless motor starter Direct start 600VAC Size S00 0.7-1A 220/240VAC 50/60HZ screw connection For snapping onto 60 mm busbar systems Type of coordination 2 IQ = 150 KA Also full fills type Of coordination 1 1NO (contactor)

product brand name	SIRIUS
product designation	non-fused motor starter 3RA2
design of the product	direct starter
manufacturer's article number	
<ul style="list-style-type: none"> of the supplied contactor of the supplied circuit-breakers of the supplied busbar adapter of the supplied link module 	3RT2015-1AP61 3RV2011-0JA10 8US1251-5DS10 3RA1921-1DA00
General technical data	
size of the circuit-breaker	S00
size of load feeder	S00
product extension auxiliary switch	Yes
insulation voltage with degree of pollution 3 at AC rated value	690 V
degree of pollution	3
surge voltage resistance rated value	6 kV
shock resistance according to IEC 60068-2-27	6g / 11 ms
mechanical service life (operating cycles) of contactor typical	30 000 000
type of assignment	2
Ambient conditions	
ambient temperature	
<ul style="list-style-type: none"> during operation during storage during transport 	-20 ... +60 °C -50 ... +80 °C -55 ... +80 °C
Main circuit	
number of poles for main current circuit	3
design of the switching contact	electromechanical
adjustable current response value current of the current-dependent overload release	0.7 ... 1 A
operating voltage	
<ul style="list-style-type: none"> rated value at AC-3 rated value maximum 	690 V 690 V
operating frequency rated value	50 ... 60 Hz
operational current at AC-3 at 400 V rated value	0.85 A
operating power at AC-3	
<ul style="list-style-type: none"> at 400 V rated value at 500 V rated value at 690 V rated value 	250 W 370 W 550 W
Control circuit/ Control	
control supply voltage at AC	
<ul style="list-style-type: none"> at 50 Hz rated value 	220 V

<ul style="list-style-type: none">• at 50 Hz rated value• at 60 Hz rated value• at 60 Hz rated value	187 ... 242 V	
	240 V	
	192 ... 264 V	
apparent holding power of magnet coil at AC	4.8 VA	
inductive power factor with the holding power of the coil	0.25	
Auxiliary circuit		
number of NO contacts for auxiliary contacts	1	
Protective and monitoring functions		
trip class	CLASS 10	
design of the overload release	thermal (bimetallic)	
response value current of instantaneous short-circuit trip unit	13 A	
UL/CSA ratings		
yielded mechanical performance [hp] <ul style="list-style-type: none">• for 3-phase AC motor<ul style="list-style-type: none">— at 575/600 V rated value	0.5 hp	
Short-circuit protection		
product function short circuit protection	Yes	
design of the short-circuit trip	magnetic	
conditional short-circuit current (I _q) <ul style="list-style-type: none">• at 690 V according to IEC 60947-4-1 rated value• at 400 V according to IEC 60947-4-1 rated value• at 500 V according to IEC 60947-4-1 rated value	100 000 A 153 000 A 100 000 A	
Installation/ mounting/ dimensions		
mounting position	vertical	
fastening method	for snapping onto 60 mm busbar systems	
height	200 mm	
width	45 mm	
depth	155.1 mm	
required spacing <ul style="list-style-type: none">• for grounded parts<ul style="list-style-type: none">— forwards— backwards— upwards— at the side— downwards• for live parts<ul style="list-style-type: none">— forwards— backwards— upwards— downwards— at the side	0 mm 0 mm 20 mm 9 mm 10 mm 0 mm 0 mm 20 mm 10 mm 9 mm	
Connections/ Terminals		
type of electrical connection for main current circuit	screw-type terminals	
type of connectable conductor cross-sections for main contacts stranded	0.5 ... 4 mm², 2x (0.75 ... 2.5 mm²)	
connectable conductor cross-section for main contacts finely stranded with core end processing	0.5 ... 2.5 mm²	
Safety related data		
B10 value with high demand rate according to SN 31920	1 000 000	
proportion of dangerous failures with high demand rate according to SN 31920	73 %	
protection class IP on the front according to IEC 60529	IP20	
touch protection on the front according to IEC 60529	finger-safe, for vertical contact from the front	
Certificates/ approvals		
General Product Approval	For use in hazardous locations	Declaration of Conformity

[Confirmation](#)



Test Certificates		Marine / Shipping			
Special Test Certificate	Type Test Certificates/Test Report				
Marine / Shipping		other		Railway	
			Confirmation	Vibration and Shock	

Further information

Siemens has decided to exit the Russian market (see here).

<https://press.siemens.com/global/en/pressrelease/siemens-wind-down-russian-business>

Siemens is working on the renewal of the current EAC certificates.

Please contact your local Siemens office on the status of validity of the EAC certification if you intend to import or offer to supply these products to an EAC relevant market (other than the sanctioned EAEU member states Russia or Belarus).

Information on the packaging

<https://support.industry.siemens.com/cs/ww/en/view/109813875>

Information- and Downloadcenter (Catalogs, Brochures,...)

<https://www.siemens.com/ic10>

Industry Mall (Online ordering system)

<https://mall.industry.siemens.com/mall/en/en/Catalog/product?mlfb=3RA2110-0JD15-1AP6>

Cax online generator

<http://support.automation.siemens.com/WW/CAXorder/default.aspx?lang=en&mlfb=3RA2110-0JD15-1AP6>

Service&Support (Manuals, Certificates, Characteristics, FAQs,...)

<https://support.industry.siemens.com/cs/ww/en/ps/3RA2110-0JD15-1AP6>

Image database (product images, 2D dimension drawings, 3D models, device circuit diagrams, EPLAN macros, ...)

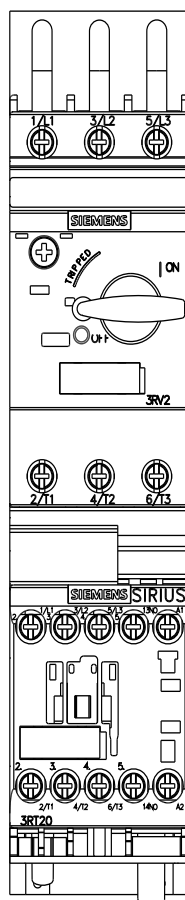
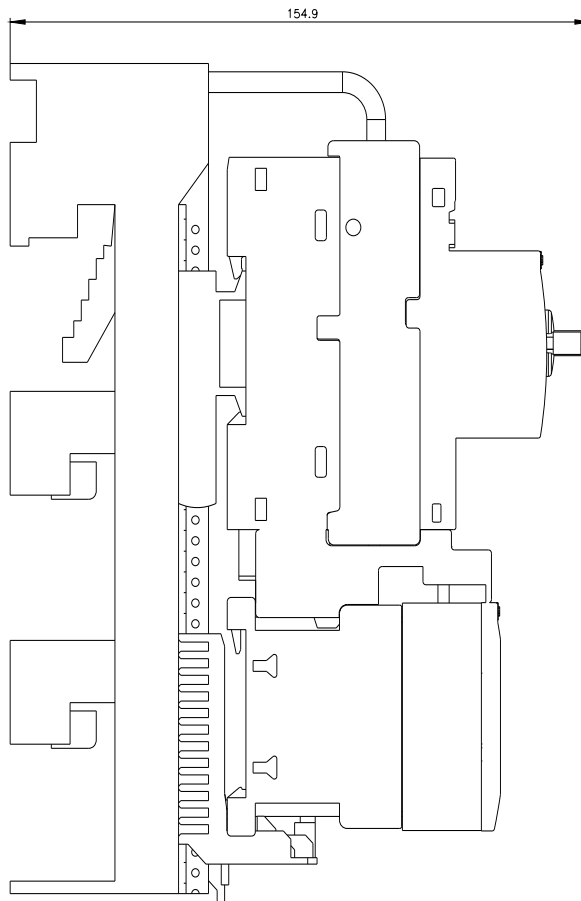
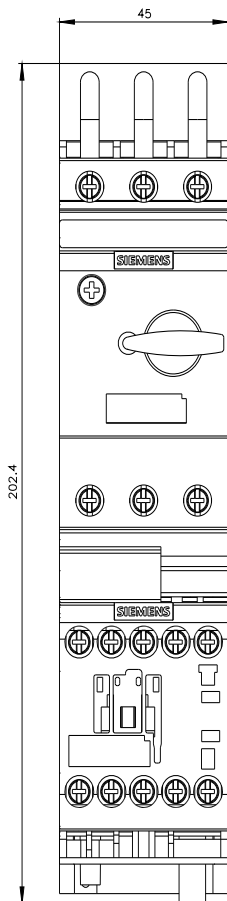
http://www.automation.siemens.com/bilddb/cax_de.aspx?mlfb=3RA2110-0JD15-1AP6&lang=en

Characteristic: Tripping characteristics, I²t, Let-through current

<https://support.industry.siemens.com/cs/ww/en/ps/3RA2110-0JD15-1AP6/char>

Further characteristics (e.g. electrical endurance, switching frequency)

<http://www.automation.siemens.com/bilddb/index.aspx?view=Search&mlfb=3RA2110-0JD15-1AP6&objecttype=14&gridview=view1>





last modified:

3/3/2023 