










Fuseless motor starter Direct start 600VAC Size S2 35-45Amp 220/240VAC 50/60Hz screw connection For screw mounting Or 35 mm rail-mounting Type of coordination 2 IQ = 100 KA Also full fills type Of coordination 1 1NO+1NC (MSP) 1NO+1NC (contactor)

product brand name	SIRIUS
product designation	non-fused motor starter 3RA2
design of the product	direct starter
manufacturer's article number	
• of the supplied contactor	3RT2036-1AP60
• of the supplied circuit-breakers	3RV2031-4VA15
• of the supplied link module	3RA2931-1AA00
General technical data	
size of the circuit-breaker	S2
size of load feeder	S2
product extension auxiliary switch	Yes
insulation voltage with degree of pollution 3 at AC rated value	690 V
degree of pollution	3
surge voltage resistance rated value	6 kV
shock resistance according to IEC 60068-2-27	6g / 11 ms
mechanical service life (operating cycles) of contactor typical	10 000 000
type of assignment	2
Ambient conditions	
ambient temperature	
• during operation	-20 ... +60 °C
• during storage	-50 ... +80 °C
• during transport	-55 ... +80 °C
Main circuit	
number of poles for main current circuit	3
design of the switching contact	electromechanical
adjustable current response value current of the current-dependent overload release	35 ... 45 A
operating voltage	
• rated value	690 V
• at AC-3 rated value maximum	690 V
operating frequency rated value	50 ... 60 Hz
operational current at AC-3 at 400 V rated value	41 A
operating power at AC-3	
• at 400 V rated value	22 000 W
Control circuit/ Control	
control supply voltage at AC	
• at 50 Hz rated value	220 V
• at 50 Hz rated value	176 ... 242 V
• at 60 Hz rated value	240 V
• at 60 Hz rated value	192 ... 264 V
apparent holding power of magnet coil at AC	16 VA
inductive power factor with the holding power of the coil	0.37
Auxiliary circuit	
number of NC contacts for auxiliary contacts	2
number of NO contacts for auxiliary contacts	2
Protective and monitoring functions	
trip class	CLASS 10
design of the overload release	thermal (bimetallic)
response value current of instantaneous short-circuit trip unit	585 A

UL/CSA ratings			
yielded mechanical performance [hp]			
• for single-phase AC motor — at 110/120 V rated value		3 hp	
Short-circuit protection			
product function short circuit protection		Yes	
design of the short-circuit trip		magnetic	
conditional short-circuit current (I _q)			
• at 400 V according to IEC 60947-4-1 rated value		100 000 A	
Installation/ mounting/ dimensions			
mounting position		vertical	
fastening method		Snap-mounted to DIN rail or screw-mounted with additional push-in lug	
height		274 mm	
width		55 mm	
depth		150 mm	
required spacing			
• for grounded parts			
— forwards		0 mm	
— backwards		0 mm	
— upwards		50 mm	
— at the side		10 mm	
— downwards		10 mm	
• for live parts			
— forwards		0 mm	
— backwards		0 mm	
— upwards		50 mm	
— downwards		10 mm	
— at the side		10 mm	
Connections/ Terminals			
type of electrical connection for main current circuit		screw-type terminals	
type of connectable conductor cross-sections for main contacts stranded		1 ... 35 mm², 2x (1 ... 16 mm²)	
connectable conductor cross-section for main contacts finely stranded with core end processing		1 ... 25 mm²	
Safety related data			
B10 value with high demand rate according to SN 31920		1 000 000	
proportion of dangerous failures with high demand rate according to SN 31920		73 %	
protection class IP on the front according to IEC 60529		IP20	
touch protection on the front according to IEC 60529		finger-safe, for vertical contact from the front	
Certificates/ approvals			
General Product Approval		For use in hazard- ous locations	Declaration of Conformity
<div><div>Confirmation</div><div> UL</div><div></div><div> ATEX</div><div> EG-Konf.</div><div></div></div>			
Test Certificates		Marine / Shipping	
<div><div>Type Test Certificates/Test Report</div><div>Special Test Certificate</div></div>		<div><div> ABS</div><div> BUREAU VERITAS</div><div> LRS</div><div> PRS</div></div>	
Marine / Shipping		other	Railway
			Dangerous Good

[Confirmation](#)[Vibration and Shock](#)[Transport Information](#)

Further information

Siemens has decided to exit the Russian market (see here).

<https://press.siemens.com/global/en/pressrelease/siemens-wind-down-russian-business>

Siemens is working on the renewal of the current EAC certificates.

Please contact your local Siemens office on the status of validity of the EAC certification if you intend to import or offer to supply these products to an EAC relevant market (other than the sanctioned EAEU member states Russia or Belarus).

Information on the packaging

<https://support.industry.siemens.com/cs/ww/en/view/109813875>

Information- and Downloadcenter (Catalogs, Brochures,...)

<https://www.siemens.com/ic10>

Industry Mall (Online ordering system)

<https://mall.industry.siemens.com/mall/en/en/Catalog/product?mlfb=3RA2135-4VA36-0AP6>

Cax online generator

<http://support.automation.siemens.com/WW/CAXorder/default.aspx?lang=en&mlfb=3RA2135-4VA36-0AP6>

Service&Support (Manuals, Certificates, Characteristics, FAQs,...)

<https://support.industry.siemens.com/cs/ww/en/ps/3RA2135-4VA36-0AP6>

Image database (product images, 2D dimension drawings, 3D models, device circuit diagrams, EPLAN macros, ...)

http://www.automation.siemens.com/bilddb/cax_de.aspx?mlfb=3RA2135-4VA36-0AP6&lang=en

Characteristic: Tripping characteristics, I²t, Let-through current

<https://support.industry.siemens.com/cs/ww/en/ps/3RA2135-4VA36-0AP6/char>

Further characteristics (e.g. electrical endurance, switching frequency)

<http://www.automation.siemens.com/bilddb/index.aspx?view=Search&mlfb=3RA2135-4VA36-0AP6&objecttype=14&gridview=view1>

last modified:

12/15/2020